


UT MARTIN SKYHAWKS



2018 SOFTBALL

2018 UT MARTIN SOFTBALL ROSTER



AALIA BIVENS
So. • IF • MARTIN, TENN.



MADelyn DYCUS
Fr. • IF • GREENBRIER, TENN.



ALLI FULCHER
Jr. • IF • HENDERSONVILLE, TENN.



SARA HOOTEN
Jr. • P • CAMDEN, TENN.



RACHEL WILLIAMS
Sr. • OF • LAS VEGAS, NEV.



HALIE FAIN
Fr. • IF • GEORGETOWN, KY.



PAIGE CLARK
Fr. • OF • LAFAYETTE, TENN.



JODIE DUNCAN
Sr. • IF • MUMFORD, TENN.



JESSIE DOUGLAS
Jr. • IF • BROOKPORT, ILL.



SAMANTHA SCOTT
So. • P • ATOKA, TENN.



ALICIA HANSEN
Sr. • OF • MIAMISBURG, OHIO



SAVANNAH DODSON
Sr. • IF • HUNTINGDON, TENN.



HANNAH RIDOLFI
So. • P • PADUCAH, KY.



ALEXIS ROGERS
Fr. • OF • CHICAGO HEIGHTS, ILL.



LAUREN MYERS
Jr. • OF • BRENTWOOD, TENN.



AERON SMITH
Sr. • C • BOWLING GREEN, KY.



GRACYN McBRIDE
Jr. • IF/C • METROPOLIS, ILL.



CAITLYN KARO
Fr. • P • VERSAILLES, KY.



VERONICA PEZZONI
Fr. • OF • HOWELL, MICH.



REID BALLARD
So. • INF/C • SEYMOUR, TENN.



SEELEY LAYNE
So. • P • RIPLEY, TENN.



DONLEY CANARY
HEAD COACH



SARAH DAWS
ASSISTANT COACH



TORI REED
GRADUATE ASSISTANT COACH

UT MARTIN SKYHAWKS

SOFTBALL



SCHOOL INFORMATION

NAME OF SCHOOL:	UNIVERSITY OF TENNESSEE AT MARTIN (UT MARTIN)
LOCATION:	MARTIN, TENN.
FOUNDED:	1900, SENIOR COLLEGE 1951
ENROLLMENT:	6,705
NICKNAME:	SKYHAWKS
COLORS:	NAVY BLUE AND ORANGE
STADIUM:	BETTYE GILES FIELD
CAPACITY:	500
AFFILIATION:	NCAA DIVISION I
CONFERENCE:	OHIO VALLEY
CHANCELLOR:	DR. KEITH CARVER
DIRECTOR OF ATHLETICS:	KURT MCGUFFIN

TEAM INFORMATION

2017 OVERALL RECORD:	39-20	H: 10-7	A: 11-8	N: 18-5
2017 CONFERENCE FINISH:	13-5/2ND	H: 5-2	A: 8-3	

PLAYERS RETURNING:	14/7
POSITION PLAYERS RETURNING LOST:	7/2
PITCHERS RETURNING/LOST:	3/2
NEWCOMERS:	8

COACHING STAFF

HEAD COACH:	DONLEY CANARY
ALMA MATER:	TENNESSEE TECH, 1978
CAREER RECORD (YRS):	527-388-2 (17TH SEASON)
RECORD AT UT MARTIN (YRS):	SAME
ASSISTANT COACH:	SARAH DAWS
ALMA MATER:	UT MARTIN, 2003
GRADUATE ASSISTANT COACH:	
ALMA MATER:	

PROGRAM HISTORY

FIRST YEAR OF SOFTBALL:	1985
ALL-TIME RECORD:	754-676-5
ALL-TIME OVC RECORD:	247-172-2
ALL-TIME BETTYE GILES FIELD RECORD:	246-229
OVC CHAMPIONSHIPS:	2 (2010, 2012)
OVC TOURNAMENT CHAMPIONSHIPS:	2 (2009, 2012)

SPORTS INFORMATION

SOFTBALL CONTACT:	ALEX BOGGIS, ASST. SID
PHONE:	O:(731) 881-7694 / C:(618) 357-1536
EMAIL:	DABOGGIS@UTM.EDU
SID FAX:	(731) 881-7624
PRESS BOX PHONE:	(731) 881-7694
SID MAILING ADDRESS:	1022 ELAM CENTER 15 MOUNT PELIA ROAD MARTIN, TENN. 38238
WEBSITE:	WWW.UTMSPORTS.COM
FACEBOOK:	WWW.FACEBOOK.COM/UTMSPORTS
TWITTER:	@UTMSPORTS / @UTM_GAMEDAY

TABLE OF CONTENTS

INSIDE THE GUIDE

HEADSHOT ROSTER.....	2
QUICK FACTS.....	3
BETTYE GILES FIELD	4-5
SKYHAWK PARK	6-7

MEET THE SKYHAWKS

ROSTER BREAKDOWN	9
RETURNING PLAYER BIOS	10-35
NEWCOMER PLAYER BIOS.....	36-43

COACHING AND SUPPORT STAFF

HEAD COACH DONLEY CANARY	45-47
ASSISTANT COACHES	48-49

SEASON PREVIEW

DEPTH CHART/TEAM BREAKDOWN	51
SEASON PREVIEW.....	52-53

2017 IN REVIEW

SEASON IN PHOTOS	55
2017 RECAP	56
STATISTICS.....	57-64

PROGRAM RECORD BOOK

SKYHAWKS OF DISTINCTION	66
COMMISSIONER'S HONOR ROLL/HALL OF FAME	67
SEASON LEADERS.....	68
SINGLE SEASON TEAM RECORDS.....	69
SINGLE SEASON INDIVIDUAL RECORDS	70
CAREER INDIVIDUAL RECORDS	71
ALL-TIME ROSTER	72-73
ALL-TIME NUMERICAL ROSTER	74
ALL-TIME SERIES RESULTS.....	75-82
UT MARTIN IN THE OVC TOURNAMENT.....	82
SEASON RESULTS.....	83-87

THIS IS UT MARTIN

SKYHAWK ATHLETICS	88-89
NOTABLE ALUMNI	90
MEDIA INFORMATION	91
OHIO VALLEY CONFERENCE.....	92-93
KURT MCGUFFIN, DIRECTOR OF ATHLETICS	94
SKYHAWK CLASS PHOTOS.....	95

CREDITS

The 2018 UT Martin Softball Media Guide was written and produced by assistant sports information director Alex Boggis using Adobe InDesign CC 2015. Photos by Nathan Morgan, Raffae Lazarian, Ryne Rickman, Alex Boggis and Trevor Ruszkowski. Layout designs/covers by Alex Boggis.

The University of Tennessee at Martin does not discriminate on the basis of race, sex, color, religion, national origin, age, disability or veteran status in provision of educational opportunities or employment opportunities and benefits. UT Martin does not discriminate on the basis of sex or disability in the education programs and activities which it operates, pursuant to requirements of Title VI of the Civil Rights Act of 1964 as codified in 42 U.S.C. 2000D; Title IX of the Educational Amendments of 1972, Public Law 92-318; Section 504 of the Rehabilitation Act of 1973, Public Law 93-112; the Americans with Disabilities Act of 1990, Public Law 101-336; and the Age Discrimination in Employment Act. This policy extends to both employment by and admission to the university. Inquiries concerning Title VI, Title IX, Section 504, the Americans with Disabilities Act, and the Age Discrimination in Employment Act should be directed to the Office of Equity and Diversity, 240 Gooch Hall, UT Martin, Martin, TN 38238-5002, 731-881-7202. Charges of violation of the above policy also should be directed to the Equity and Diversity Officer. E05-0416-00-024-18

BETTYE GILES FIELD





In 1996 The University of Tennessee at Martin softball team enjoyed its first season at its new on-campus facility, Bettye Giles Field. Dedicated April 13, 1996, the softball facility is one of the latest projects for Ms. Giles, who has been a part of the UT Martin faculty since 1952. Giles was a driving force behind almost every program relating to women's athletics at UT Martin today. She served as women's athletics director for 25 years and was an integral part of making UT Martin a pioneer for intercollegiate women's athletics.

Bettye Giles Field is 190 feet down each line and 220 feet to straight away centerfield. Since 1996 the Skyhawk program has added new field lights, stadium bleacher seating, state-of-the-art hitting facility, concession stand and press box to Bettye Giles Field.

In 2013, Bettye Giles Field received an infield update. With the donation of private funds, Bettye Giles Field is now equipped with a turf field halo ring which facilitates performance and improved maintenance.



SKYHAWK PARK



The Skyhawk Baseball/Softball Fieldhouse is a 7,000-square-foot building for the Skyhawks baseball and softball programs. The building is located at the west end of Pat Summitt Drive on the north side (the baseball side) of the street.



The Athletic Fieldhouse includes offices, equipment storage, locker rooms, showers, team meeting space, and laundry facilities for both baseball and softball programs. In addition, the east end of the building includes public restrooms and a concession stand. There is limited amount of new parking, an entry feature for Skyhawk Park and additional perimeter fencing. Both fields now have lighting and new grandstands.





***MEET THE
SKYHAWKS***

SKYHAWK SOFTBALL



ROSTER BREAKDOWN

NUMERICAL ROSTER

No.	Name	Pos.	B/T	Ht.	Yr.	Hometown (Previous School)
1	Aalia Bivens	INF	R/R	5-5	So.	Martin, Tenn. (Tennessee Tech)
2	Madelyn Dycus	INF	R/R	5-4	Fr.	Greenbrier, Tenn. (Goodpasture Christian HS)
3	Alli Fulcher	INF	R/R	5-5	Jr.	Hendersonville, Tenn. (Station Camp HS)
4	Sara Hooten	P	R/R	5-6	Jr.	Camden, Tenn. (Dyersburg State CC)
6	Rachel Williams	OF	R/R	5-9	Sr.	Las Vegas, Nev. (Loyola Marymount)
7	Halie Fain	INF	L/R	5-5	Fr.	Georgetown, Ky. (Scott County HS)
8	Paige Clark	OF	R/R	5-6	Fr.	Lafayette, Tenn. (Macon County HS)
9	Jodie Duncan	INF	L/R	5-6	Sr.	Munford, Tenn. (Munford HS)
11	Jessie Douglas	INF	R/R	5-10	Jr.	Brookport, Ill. (Massac County HS)
12	Samantha Scott	P	R/R	5-10	So.	Atoka, Tenn. (Munford HS)
13	Alicia Hansen	OF	R/R	5-7	Sr.	Miamisburg, Ohio (Bishop Fennick HS)
14	Savannah Dodson	INF	R/R	5-7	Sr.	Huntingdon, Tenn. (Huntingdon HS)
15	Hannah Ridolfi	P	R/R	5-6	So.	Paducah, Ky. (Union University)
17	Alexis Rogers	OF	L/R	5-3	Fr.	Chicago Heights, Ill. (Marist HS)
22	Lauren Myers	OF	L/R	5-5	Jr.	Brentwood, Tenn. (Ravenwood HS)
23	Aeron Smith	C	R/R	5-5	Sr.	Bowling Green, Ky. (Greenwood HS)
24	Gracyn McBride	INF/C	R/R	5-8	Jr.	Metropolis, Ill. (Massac Country HS)
27	Caitlin Karo	P	R/R	5-9	Fr.	Versailles, Ky. (Woodford County HS)
31	Veronica Pezzoni	OF	L/R	5-5	Fr.	Howell, Mich. (Howell HS)
44	Reid Ballard	INF/C	R/R	5-5	So.	Seymour, Tenn. (Seymour HS)
55	Seeley Layne	P	R/R	5-10	So.	Ripley, Tenn. (Brighton HS)

Head Coach:

Assistant Coach:

Graduate Assistant:

Student Assistant:

Student Manager:

Donley Canary (Tennessee Tech, 1978) 16th season

Sarah Daws (UT Martin, 2005) 10th season

Tori Reed (Fairfield, 2017), 1st season

Tanner Wessling, 1st season

Matt McKinstry, 1st season



ALLI FULCHER

3

INFIELD • R/R • 5-5 • JUNIOR
HENDERSONVILLE, TENN. • STATION CAMP HS

2017

Played and started in all 59 games for the Skyhawks at shortstop...Tallied a .251 batting average with 29 runs scored, four doubles, one triple, six home runs and 29 RBIs...Posted a .318 on-base percentage and .389 slugging percentage...Drew 15 walks and successfully stole two bases...Tallied eight multi-hit contests against Coppin State (Feb. 11), Fairleigh Dickinson (Feb. 25), Northwestern State (Feb. 26), Austin Peay (March 3), Middle Tennessee (March 29), Austin Peay (Apr. 9), Evansville (Apr. 11) and Tennessee State (Apr. 30)...Posted six multi-RBI contests including a career-high four against Northwestern State (Feb. 26) and three against both Jacksonville State (March 25) and Evansville (Apr. 11)...Posted a pair of hit by pitch against Alabama State (Feb. 17) and Nicholls State (March 3)...Tallied stolen bases against Austin Peay (Apr. 9) and Tennessee State (Apr. 30)...Posted a .953 fielding percentage with 102 putouts, 101 assists and 10 errors.

2016

Played and started in all 56 games for the Skyhawks at shortstop...Posted a .247 batting average while tallying 10 doubles, four home runs and 20 RBIs...Posted a .311 on-base percentage while notching a .383 slugging percentage...Drew 15 walks while successfully stealing five bases...Tallied seven multi-hit performances against Buffalo, Dayton, Chattanooga, Kennesaw State, Bemont, SIUE and Murray State...Posted two games with three base hits against Chattanooga and Kennesaw State...Went 1-for-2 at Bethune-Cookman where she hit a home run and drove in three RBIs...Tallied five multi-RBI contests against Wright State, Chattanooga, North Texas, Bethune-Cookman and Morehead State...Hit home runs against Western Michigan, North Texas and Bethune-Cookman...Notched stolen bases against Southern Illinois, Bethune-Cookman, Tennessee Tech, Jacksonville State and SIUE...Posted a .951 fielding percentage with 106 putouts, 127 assists and 12 errors.



CAREER GAME HIGHS

HITS 3 (2x) LAST AT KENNESAW STATE (2/27/16)
 AT BATS..... 6 AT AUSTIN PEAY (4/2/16)
 DOUBLES..... 2 VS. DAYTON (2/19/16)
 TRIPLES..... NONE
 HOME RUNS 1 (4x) LAST AT BETHUNE-COOKMAN (3/6/16)
 RUNS SCORED..... 2 (2x) LAST AT BETHUNE-COOKMAN (3/6/16)
 RUNS BATTED IN..... 3 AT BETHUNE-COOKMAN (3/6/16)
 WALKS 2 (3x) LAST VS. SIUE (5/7/16)
 STOLEN BASES 1 (5x) LAST VS. SIUE (5/7/16)

HIGH SCHOOL

Fulcher joins the Skyhawks from Station Camp High School where she prepped under head coach Ken Crook...Used primarily as a leadoff hitter, Fulcher tallied 19 doubles and five home runs as a senior while posting an impressive .462 batting average as a senior...She posted a .517 on-base percentage, scored 39 runs and drove in 27...She hit .463 as a sophomore while posting an impressive .409 average with nine home runs and just six strikeouts with the Germantown Red Devils 16U team...She was named Sumner County Player of the Year on the All-County Softball Team.

PERSONAL

Born on April 26, 1997...Daughter of Paula and Andy Fulcher...Has one brother, Drew...Majoring in health and human performance, physical therapy.



Year	avg	gp-gs	ab	r	h	2b	3b	hr	rbi	tb	slg%	bb	hbp	so	gdp	ob%	sf	sh	sb-att	po	a	e	fld%
2016	.242	54-54	157	14	38	9	0	4	20	59	.376	15	0	21	3	.308	0	3	5-5	100	122	11	.953
2017	.251	59-59	175	29	44	4	1	6	29	68	.389	15	2	33	0	.318	0	3	2-4	102	101	10	.953
TOTAL	.247	113-113	332	43	82	13	1	10	49	127	.383	30	2	54	3	.313	0	6	7-9	202	223	21	.953



SARA HOOTEN

4

PITCHER • R/R • 5-6 • JUNIOR
CAMDEN, TENN. • DYERSBURG STATE CC

2017

Posted 24 appearances on the season along with 15 starts in the circle for the Skyhawks...Tallied an 8-5 overall record along with a 2.57 ERA in 100.2 innings of work...Struck out 63 batters while issuing 33 walks...Hit four batters...Posted nine complete games of six innings or longer...Notched nine scoreless appearances...Eclipsed the century mark for pitches five times against UC Riverside, Iona, Samford, Austin Peay and Evansville...Struck out five batters or more seven times...Notched shutouts against Coppin State (Feb. 11), Western Michigan (Feb. 24) and Western Illinois (March 18)...Allowed just one hit against Western Illinois (March 18)...Notched 10 quality starts against Coppin State (Feb. 11), Akron (Feb. 18), Western Michigan (Feb. 24), Nicholls State (March 3), Western Illinois (March 18), Samford (March 19), Austin Peay (Apr. 9), Evansville (Apr. 11), Eastern Illinois (Apr. 14) and Alabama State (May 17)...Did not issue a walk in 11 appearances...Posted a .923 fielding percentage with two putouts, 10 assists and one error.

BEFORE UT MARTIN

Hooten joins the Skyhawks from Dyersburg State Community College where she played one season under head coach George White...While playing for the Lady Eagles, Hooten was tabbed a NJCAA D1 Top Newcomer after posting a 13-10 record and a 2.56 ERA in 180.1 innings of work...She tossed 23 complete games while tallying 202 strikeouts - averaging 7.8 strikeouts per game...On the offensive side, Hooten posted a .333 batting average with five home runs and 25 RBIs...Prior to attending Dyersburg State, Hooten prepped at Camden High School where she was an all-state performer.

PERSONAL

Born on Aug. 19, 1997...Daughter of Kyle and Stacy Hooten...Has one brother, Brandon...Majoring in exercise science and wellness.



CAREER GAME HIGHS

INNINGS PITCHED7.0 (2x) LAST VS. GEORGE MASON (3/11/16)
 HITS ALLOWED2 VS. GEORGE MASON (3/11/16)
 RUNS ALLOWED.....0 VS. NICHOLLS STATE (2/14/16)
 EARNED RUNS ALLOWED ..0 (3x) LAST VS. GEORGE MASON (3/11/16)
 WALKS ALLOWED1 VS. BUFFALO (2/12/16)
 STRIKEOUTS.....4 (3x) AT STETSON (3/13/16)



Year	era	w-l	app	gs	cg	sho	sv	ip	h	r	er	bb	so	2b	3b	hr	bf	bavg	wp	hbp	bk	sfa	sha
2017	2.57	8-5	24	15	7	1/2	0	100.2	93	45	37	33	63	10	1	10	430	.249	3	4	0	5	13
TOTAL	2.57	8-5	24	15	7	1/2	0	100.2	93	45	37	33	63	10	1	10	430	.249	3	4	0	5	13



RACHEL WILLIAMS

6

OUTFIELD • R/R • 5-9 • SENIOR
LAS VEGAS, NEVADA • LOYOLA MARYMOUNT

2017

Saw action in 58 games for the Skyhawks while notching 55 starts primarily in right field...Tallied a .250 batting average, 26 runs scored, eight doubles, two triples, two home runs and 38 RBIs...Posted a .337 on-base percentage and a .363 slugging percentage...Drew 14 walks and successfully stole 10 bases...Notched nine multi-hit performances including a career-high three hit outing against Nevada (Feb. 10)...Tallied nine multi-RBI games including two four-RBI performances against Alabama State (Feb. 17) and Akron (Feb. 17)...Reached base in 15 consecutive games from Feb. 17 through March 9...Tallied an eight-game hitting streak from Feb. 24 through March 4...Was hit by pitch eight times against Akron (Feb. 18), Saint Louis (Feb. 24), Northwestern State (Feb. 26), Ole Miss (March 5), Tennessee Tech (March 26), SIUE (Apr. 1) and Austin Peay (Apr. 9)...Tallied two stolen bases against Austin Peay (Apr. 9)...Posted a .984 fielding percentage with 58 putouts, five assists and one error.

BEFORE UT MARTIN

Williams joins the Skyhawks from Loyola Marymount where she spent the previous two seasons...While at Loyola Marymount, Williams saw action in 43 games, earning 30 starts...Limited to just 15 games as a sophomore, Williams posted a .154 batting average with two RBIs after a freshman campaign which featured a .303 batting average with one home run and six RBIs...Prior to her previous college stint, Williams prepped at Palo Verde High School where she was a four-time all-state honoree, leading her squad to a pair of state championships along with Silver State Prep Player of the Year honors as a senior.

PERSONAL

Born on Dec. 19, 1995...Daughter of Patrick and Nancy Williams...Has one brother, Alex...Majoring in business management.



CAREER GAME HIGHS

HITS	NONE
AT BATS.....	1 AT SOUTHEASTERN LOUISIANA (2/13/16)
DOUBLES.....	NONE
TRIPLES.....	NONE
HOME RUNS	NONE
RUNS SCORED.....	1 (3x) LAST AT AUSTIN PEAY (4/2/16)
RUNS BATTED IN.....	NONE
WALKS	NONE
STOLEN BASES	1 AT AUSTIN PEAY (4/3/16)



Year	avg	gp-gs	ab	r	h	2b	3b	hr	rbi	tb	slg%	bb	hbp	so	gdp	ob%	sf	sh	sb-att	po	a	e	fld%
2017	.250	58-55	160	26	40	8	2	2	38	58	.363	14	8	29	0	.337	2	6	10-12	58	5	1	.984
TOTAL	.250	58-55	160	26	40	8	2	2	38	58	.363	14	8	29	0	.337	2	6	10-12	58	5	1	.984



JODIE DUNCAN

9

INFIELD • L/R • 5-6 • SENIOR
MUNFORD, TENN. • MUNFORD HS

2017

Earned All-OVC first team honors...Named to OVC Softball Championship All-Tournament team...Named OVC Player of the Week (May 1)...Two-time Tennessee Sports Writers Association Softball Player of the Week...Played in and started all 59 games for the Skyhawks at third base...Tallied a .360 batting average, 24 runs scored, 10 doubles, nine home runs and 48 RBIs...Posted a .410 on-base percentage and .567 slugging percentage...Drew eight walks and successfully stole two bases...Tallied 18 multi-hit contests – including a career-high four-hit performance against Western Michigan (Feb. 24)...Notched a trio of four-RBI performances against Nevada (Feb. 10), Western Michigan (Feb. 24) and Eastern Kentucky (Apr. 22)...Ranked in the OVC top-10 in RBIs (48, second), hits (64, fourth), total bases (101, fifth) and batting average (.360, ninth)... Best game came against Western Michigan (Feb. 24) by going 4-for-4 with a double, a home run and four RBIs...Posted a 28-game stretch in which she posted a .393 batting average, four doubles, six home runs and 25 RBIs while slugging .655...Posted a .400 batting average, three home runs and five RBIs while slugging 1.067 in the OVC Softball Championship...Posted an eight-game hitting streak from Apr. 29 through May 12...Tallied stolen bases against SIUE (Apr. 1) and Memphis (Apr. 4)...Posted a .924 fielding percentage with 59 putouts, 123 assists and 15 errors.

2016

Saw action in 53 games for the Skyhawks while starting in 47 contests primarily at third base...Posted a .234 batting average while tallying 10 doubles, a home run and 18 RBIs...Posted a .298 on-base percentage while notching a .328 slugging percentage...Drew 12 walks while successfully stealing four bases...She tallied six multi-hit performances against Buffalo, Chattanooga, Binghamton, Ole Miss, Eastern Kentucky and SIUE...Tallied five multi-RBI contests against Southeastern Louisiana, Austin Peay, Tennessee Tech, Eastern Kentucky and SIUE...Went 2-for-3 against Ole Miss (Apr. 13) with a pair of doubles, a RBI and one run scored...Tallied a stolen base against Mississippi Valley State, Alabama A&M, Tennessee State and Tennessee Tech...Posted a .961 fielding percentage with 55 putouts, 91 assists and six errors.



CAREER GAME HIGHS

HITS	2 (12x) LAST VS. SIUE (5/7/16)
AT BATS.....	5 AT CHATTANOOGA (2/20/16)
DOUBLES.....	2 (2x) LAST AT OLE MISS (4/13/16)
TRIPLES.....	NONE
HOME RUNS	1 (2x) LAT AT EASTERN KENTUCKY (4/24/16)
RUNS SCORED.....	1 (14x) LAST VS. SIUE (5/7/16)
RUNS BATTED IN.....	3 AT BELMONT (4/3/15)
WALKS	1 (24x) LAST VS. SIUE (5/8/16)
STOLEN BASES	1 (4x) LAST VS. TENNESSEE TECH (4/9/16)

2015

Saw action in 42 games while earning 35 starts at various infield positions...She posted a .282 batting average while hitting one home run, five doubles and 17 RBIs...She drew 12 walks while being hit on two occasions...Tallied six multi-hit performances against Southeastern Louisiana (Feb. 7), Texas Tech (March 7), Belmont (twice, April 3) and Eastern Kentucky (twice, April 18)...Tallied a pair of doubles against Texas Tech on March 7...Her best performance came against Belmont with a 2-for-3 afternoon with a home run and three RBIs...Posted a .955 fielding percentage, tallying just five errors in 111 attempts.

HIGH SCHOOL

Duncan comes from Munford High School under the direction of head coach Glen Goulder...Led Munford to the Class AAA state tournament after posting a 30-13 record...She posted an impressive .430 batting average along with four home runs and 47 RBIs in 36 games played as a junior...Among several accomplishments include being named the Millington Star Softball Star of the Season, Best of Preps Player of the Year finalist and several 13 AAA all-district honors.

PERSONAL

Born on June 28, 1996...Daughter of Jeff and Allyson Duncan...Has one brother, Drew...Majoring in sports business.



Year	avg	gp-gs	ab	r	h	2b	3b	hr	rbi	tb	slg%	bb	hbp	so	gdp	ob%	sf	sh	sb-att	po	a	e	fld%
2015	.282	42-35	103	5	29	5	0	1	17	37	.359	12	2	8	2	.368	0	5	0-1	41	65	5	.955
2016	.238	51-45	130	9	31	10	0	1	17	44	.338	12	1	11	1	.306	1	4	4-4	53	89	5	.966
2017	.360	59-59	178	24	64	10	0	9	48	101	.567	8	8	12	1	.410	1	3	2-3	59	123	15	.924
TOTAL	.302	152-139	411	38	124	25	0	11	82	182	.443	32	11	31	4	.366	2	12	6-8	153	277	25	.945



JESSIE DOULAS

11

INFIELD • R/R • 5-10 • JUNIOR
BROOKPORT, ILL. • MASSAC COUNTY HS

2017

Saw action in 28 games while earning 22 starts primarily at first base...Tallied a .222 batting average, 16 runs scored, one double and seven RBIs...Posted a .300 on-base percentage and .238 slugging percentage...Drew six walks and successfully stole two bases...Tallied three multi-hit games against Akron (Feb. 17), Alabama State (Feb. 17) and Fort Wayne (Feb. 18)... Best game of the season came against Alabama State on Feb. 17, going 2-for-3 with two hits, two runs scored and three RBIs... Also posted a multi-RBI contest against Murray State (Apr. 8)... Posted one hit by pitch against Nevada (Feb. 10)...Posted a .986 fielding percentage with 140 putouts, six assists and two errors.

2016

Saw action in 22 games for the Skyhawks while starting in 15 games at second base...Posted a .300 batting average while tallying three doubles and a RBI...Posted a .317 on-base percentage while notching a .375 slugging percentage...Drew one walk while successfully stealing one base...Went 2-for-4 against Austin Peay (Apr. 2) with a pair of doubles, a walk and four runs scored...Tallied three multi-hit contests against Tennessee State, Belmont and Austin Peay...Tallied her only stolen base against Tennessee State...Posted a .923 fielding percentage with 28 putouts, 20 assists and four errors.



CAREER GAME HIGHS

HITS 2 (3x) LAST AT AUSTIN PEAY (4/2/16)
 AT BATS..... 4 AT AUSTIN PEAY (4/2/16)
 DOUBLES..... 2 AT AUSTIN PEAY (4/2/16)
 TRIPLES..... NONE
 HOME RUNS NONE
 RUNS SCORED..... 4 AT AUSTIN PEAY (4/2/16)
 RUNS BATTED IN..... 1 VS. TENNESSEE STATE (3/25/16)
 WALKS 1 AT AUSTIN PEAY (4/2/16)
 STOLEN BASES 1 VS. TENNESSEE STATE (3/25/16)

HIGH SCHOOL

Douglas joins her high school teammate Gracyn McBride from Massac County High School where she played for head coach Pat Clark...As a senior, Douglas hit .389 with a pair of home runs, 12 doubles and 13 RBIs while tallying eight stolen bases....Douglas hit .458 with six home runs, nine doubles, four triples and 35 RBIs as a junior...For her career, Douglas posted a .429 average, bashed 15 home runs, tallied 40 doubles and drove in 111 runs...She is a three-time SIRR All-Conference recipient along with back-to-back-back spots on both All South and All-State teams.

PERSONAL

Born on March 25, 1997...Daughter of Jimmy and Johnna Douglas...Majoring in education, integrated studies K-6.



Year	avg	gp-gs	ab	r	h	2b	3b	hr	rbi	tb	slg%	bb	hbp	so	gdp	ob%	sf	sh	sb-att	po	a	e	fld%
2016	.300	22-15	40	9	12	3	0	0	1	15	.375	1	0	9	0	.317	0	0	1-1	28	20	4	.923
2017	.222	28-22	63	16	14	1	0	0	7	15	.238	6	1	15	0	.300	0	2	2-2	140	6	2	.986
TOTAL	.252	50-37	103	25	26	4	0	0	8	30	.291	7	1	24	0	.306	0	2	3-3	168	26	6	.970



SAMANTHA SCOTT

12

PITCHER • R/R • 5-10 • SOPHOMORE
ATOKA, TENN. • MUNFORD HS

2017

Saw action in 15 appearances for the Skyhawks while notching eight starts in the circle...Tallied a 4-5 overall record along with a 4.07 ERA in 53.1 innings of work...Struck out 16 batters while issuing 25 walks...Hit six batters...Earned victories against Alabama State (Feb. 17), Fairleigh Dickinson (Feb. 25), Mississippi Valley State (March 4) and Belmont (Apr. 29)...Tallied three scoreless appearances against Coppin State (Feb. 11), Christian Brothers (March 1) and SIUE (Apr. 1)...Struck out a season-high six batters against Mississippi Valley State (March 4) in a season-high seven innings of work...Notched five appearances without issuing a walk...Posted a .950 fielding percentage with one putout, 18 assists and one error.

HIGH SCHOOL

Scott joins the Skyhawks from Munford High School where she prepped for head coach Glen Goulder and Tony Reed...She helped lead Munford to a pair of state tournament appearances as both a freshman and sophomore...During her sophomore year, Scott helped lead her team to a 30-13 record and a spot in the state quarterfinals while posting a 22-8 mark and driving in 24 runs...The Cougars finished 24-17-1 during 2015, falling just short in the sectional...Her individual accolades include being named to the All-District team three times while being tabbed a Memphis Commercial Appeal Best of Preps Finalist in 2014...She posted her best individual performance with nine innings, 13 strikeouts and a game-winning two-run home run against Brighton.

PERSONAL

Born on Aug. 24, 1997...Daughter of Tim and Mary Scott...Has two brothers, TJ and Trey...Majoring in business management.



CAREER GAME HIGHS

INNINGS PITCHED7.0 (2x) LAST VS. GEORGE MASON (3/11/16)
 HITS ALLOWED2 VS. GEORGE MASON (3/11/16)
 RUNS ALLOWED.....0 VS. NICHOLLS STATE (2/14/16)
 EARNED RUNS ALLOWED ..0 (3x) LAST VS. GEORGE MASON (3/11/16)
 WALKS ALLOWED1 VS. BUFFALO (2/12/16)
 STRIKEOUTS.....4 (3x) AT STETSON (3/13/16)



Year	era	w-l	app	gs	cg	sho	sv	ip	h	r	er	bb	so	2b	3b	hr	bf	bavg	wp	hbp	bk	sfa	sha
2017	4.07	4-5	15	8	2	0/2	0	53.1	73	41	31	25	16	9	0	3	263	.332	5	6	0	2	10
TOTAL	4.07	4-5	15	8	2	0/2	0	53.1	73	41	31	25	16	9	0	3	263	.332	5	6	0	2	10



ALICIA HANSEN

13

OUTFIELD • R/R • 5-7 • SENIOR
MIAMISBURG, OHIO • BISHOP FENNICK HS

2017

Saw action in 55 games while earning 10 starts in right field and designated player...Tallied a .194 batting average, 19 runs scored, one double, one home run and four RBIs...Posted a .235 on-base percentage and .323 slugging percentage...Drew two walks and successfully stole 22 bases – which ranked seventh in the OVC...Tallied her lone multi-hit contest of the season against Southeast Missouri (May 6)...Tallied a home run and three RBIs at Belmont (Apr. 29)...Notched a season-high two stolen bases against Mississippi Valley State (Feb. 12)...Posted a 1.000 fielding percentage with five putouts and zero errors.

2016

Saw action in 48 games for the Skyhawks while starting in 41 contests primarily in right field...Posted a .161 batting average while tallying four doubles, two home runs and 11 RBIs...Posted a .234 on-base percentage while notching a .250 slugging percentage...Drew eight walks while successfully stealing eight bases...Tallied a pair of multi-hit performances against North Texas and Houston Baptists in back-to-back games...Her best game came against Houston Baptist (March 6) where she went 2-for-2 with a home run and three RBIs...She drew a season-best three walks at Southeastern Louisiana (Feb. 13) while swiping a pair of bases in the contest...Tallied three games with two stolen bases against Southeastern Louisiana, Bethune-Cookman (March 10) and Austin Peay (Apr. 2)...Posted a perfect 1.000 fielding percentage with 50 putouts and three assists.



CAREER GAME HIGHS

HITS	3	AT OLE MISS (4/13/16)
AT BATS.....	4 (5x)	LAST AT OLE MISS (4/13/16)
DOUBLES.....	1 (2x)	LAST VS. ALABAMA A&M (2/28/16)
TRIPLES.....	1 (2x)	LAST VS. ALABAMA A&M (2/28/16)
HOME RUNS	1	AT OLE MISS (4/13/16)
RUNS SCORED.....	2 (3x)	AT OLE MISS (4/13/16)
RUNS BATTED IN.....	2 (2x)	AT OLE MISS (4/13/16)
WALKS	1 (16x)	LAST VS. SIUE (5/8/16)
STOLEN BASES	2	AT KENNESAW STATE (2/27/16)

2015

Played in all 50 contests while notching 49 starts in her debut season...Named to OVC All-Newcomer squad...Posted a .278 batting average while notching six home runs and 28 RBIs on the season...She tied the single-game record with four hits against Southeastern Louisiana (Feb. 7)...Tallied three home runs and nine RBIs during a four game spans at the Texas Tech Invitational, including a grand slam against Big 12 foe Texas Tech (March 7)...Tallied nine doubles and two triples...Drew 14 walks while being hit by three pitches...Led the team with 15 stolen bases in 18 attempts...Tallied eight multi-hit performances against Nebraska-Omaha (Feb. 6), Southeastern Louisiana (Feb. 7), Illinois (Feb. 13), Utah Valley (March 8), Southeast Missouri (March 17), Evansville (March 18) and against Austin Peay (twice, March 28)...Tallied six multi-RBI outings...Stole a pair of bases twice against Southeastern Louisiana (Feb. 7 and Feb. 27)...Posted a .977 fielding percentage, committing just one error in 44 opportunities.

HIGH SCHOOL

Hansen comes from Bishop Fenwick where she prepped for head coach Tyler Callahan... Broke Ohio's all-time home run record with 45 career home runs and was named an Ohio High School Fastpitch Softball Coaches Association Division III first team all-state performer as a senior...She posted an impressive .574 batting average while notching nine home runs and driving in 38 runs as a junior...In addition to her power surge, Hansen tallied 33 stolen bases and five triples in just 25 games...Following her junior campaign she had tallied 112 RBIs and stolen 98 bases...Earned all-state honors four times in addition to being named 2013 GGCL Grey North Division Player of the Year.

PERSONAL

Born on January 2, 1996...Daughter of Doug and Marianne Hansen...Has one brother, Andrew...Majoring in secondary education.



Year	avg	gp-gs	ab	r	h	2b	3b	hr	rbi	tb	slg%	bb	hbp	so	gdp	ob%	sf	sh	sb-att	po	a	e	fld%
2015	.278	50-49	144	28	40	9	2	6	28	71	.493	14	3	33	0	.352	1	0	15-18	42	1	1	.977
2016	.161	46-41	112	14	18	4	0	2	11	28	.250	8	3	30	0	.234	1	2	14-16	50	3	0	1.000
2017	.194	55-10	31	19	6	1	0	1	4	10	.323	2	0	10	0	.235	1	0	22-32	5	0	0	1.000
TOTAL	.223	151-100	287	61	64	14	2	9	43	109	.380	24	6	73	0	.294	3	2	51-66	97	4	1	.990



SAVANNAH DODSON

14

INFIELD • R/R • 5-7 • SENIOR
HUNTINGDON, TENN. • HUNTINGDON HS

2017

Played in and started all 59 games for the Skyhawks at second base...Tallied a .322 batting average, 33 runs scored, five doubles, one triple, two home runs and 15 RBIs...Posted a .406 on-base percentage while notching a .413 slugging percentage...Drew 17 walks while successfully swiping 27 bases – ranking fifth in the OVC...Tallied 11 multi-hit contests and 5 multi-run games...Tallied multi-RBI contest four times against Alabama State (Feb. 18), Fort Wayne (Feb. 18), Christian Brothers (March 1) and Tennessee State (Apr. 30)...Notched her lone triple of the season against Fort Wayne (Feb. 18)...Tallied home runs against Fort Wayne (Feb. 18) and Christian Brothers (March 1)...Posted a five-game hitting streak against Belmont, Tennessee State, Southeast Missouri and Tennessee Tech from Apr. 29 through May 10...Notched career highs with three stolen bases against both Mississippi Valley State (March 4) and Western Illinois (March 18)...Tallied 11 sacrifice bunts and one sacrifice fly...Posted a .963 fielding percentage with 120 putouts, 86 assists and eight errors.

2016

Saw action in 51 games for the Skyhawks while starting in 41 contests at second base...Posted a .198 batting average while tallying one double, a triple, a home run and eight RBIs...Posted a .280 on-base percentage while notching a .255 slugging percentage...Drew 10 walks while successfully stealing 20 bases...The best game of the season came against Ole Miss (Apr. 13) where she went 3-for-4 with a triple and two RBIs...Tallied three multi-hit performances while scoring two runs apiece against Western Michigan and Ole Miss...Stole a pair of bases against Kennesaw State...Posted a .964 fielding percentage with 87 putouts, 73 assists and six errors.



CAREER GAME HIGHS

HITS	3	AT OLE MISS (4/13/16)
AT BATS.....	4 (5x)	LAST AT OLE MISS (4/13/16)
DOUBLES.....	1 (2x)	LAST VS. ALABAMA A&M (2/28/16)
TRIPLES.....	1 (2x)	LAST VS. ALABAMA A&M (2/28/16)
HOME RUNS	1	AT OLE MISS (4/13/16)
RUNS SCORED.....	2 (3x)	AT OLE MISS (4/13/16)
RUNS BATTED IN.....	2 (2x)	AT OLE MISS (4/13/16)
WALKS	1 (16x)	LAST VS. SIUE (5/8/16)
STOLEN BASES	2	AT KENNESAW STATE (2/27/16)

2015

Saw action in 45 games while earning 36 starts, including the season's final 30 games at second base...She posted a .169 batting average in 77 at bats while tallying a double, a triple and four RBIs...She drew six walks while being hit by a pair of pitches...She converted 6-of-9 stolen base opportunities... She tallied RBIs against Alcorn State (Feb. 7), Tennessee Tech (March 22), Middle Tennessee (March 25) and Tennessee State (April 4)...She tallied three multi-hit outings against Belmont (April 3), Tennessee State (April 4) and Eastern Kentucky (April 18)...Posted a .966 fielding percentage, tallying just five errors in 149 attempts.

HIGH SCHOOL

Dodson prepped at Huntingdon High School where she posted impressive numbers throughout her prep career for head coach Kacy Bennett...She led her squad to a fourth-place finish in the Class A state Tournament and was named to the All-West Tennessee softball second team...Her junior season she hit .461 with two home runs and 28 RBIs...She tallied 46 stolen bases in her first three seasons, including 21 as a junior. She was named 13A all-district and 13A district most valuable player as a sophomore.

PERSONAL

Born on November 29, 1995...Daughter of Shea Dodson and Kim & Chad Byars...Has four siblings, Zachery, Easton, Delaney and Cash...Majoring in health and human performance, exercise science and wellness.



Year	avg	gp-gs	ab	r	h	2b	3b	hr	rbi	tb	slg%	bb	hbp	so	gdp	ob%	sf	sh	sb-att	po	a	e	fld%
2015	.169	45-36	77	13	13	1	1	0	4	16	.208	6	2	23	1	.247	0	9	6-9	84	60	5	.966
2016	.198	49-39	101	18	20	1	1	1	8	26	.257	10	2	18	0	.283	0	5	20-24	78	72	6	.962
2017	.322	59-59	143	33	46	5	1	2	15	59	.413	17	4	32	1	.406	1	11	27-33	120	86	8	.963
TOTAL	.246	153-134	321	64	79	7	3	3	27	101	.315	33	8	73	2	.331	1	25	53-66	282	218	19	.963



LAUREN MYERS

22

OUTFIELD • L/R • 5-5 • JUNIOR
BRENTWOOD, TENN. • RAVENWOOD HS

2017

Saw action in all 59 games for the Skyhawks while notching 56 starts primarily in left field...Tallied .304 batting average, 28 runs scored, five doubles, a triple, a home run and 26 RBIs...Posted a .352 on-base percentage and a .359 slugging percentage...Drew 13 walks and successfully stole 14 bases...Tallied 14 multi-hit outings while notching three games with three hits against Fairleigh Dickinson (Feb. 25), SIUE (Apr. 1) and Kentucky (Apr. 26)...Notched four multi-RBI contests including a career-high five RBIs against Tennessee Tech (March 26)...Stole a career-high four bases against Fairleigh Dickinson (Feb. 25)...Tallied her lone home run of the season at Tennessee Tech (March 26)...Notched a seven-game hitting streak from Apr. 1 through Apr. 9...Posted one hit by pitch against Belmont (Apr. 29)...Posted a .966 fielding percentage with 79 putouts, five assists and three errors.

2016

Saw action in 53 games for the Skyhawks while starting in 50 contests primarily in left field...Posted a .240 batting average while tallying eight doubles, a triple and 16 RBIs...Drew 10 walks while successfully stealing 11 bases...Tallied seven multi-hit contests against Alabama A&M, Eastern Illinois, Belmont (twice), Evansville, Austin Peay and SIUE...Posted an eight game stretch which rose her season batting average by 82 percentage points from March 19-Apr. 2...Notched four games with multiple RBIs against Mississippi Valley State, Alabama A&M, Belmont and Austin Peay...Tallied a pair of stolen bases in three games against Alabama A&M, Bethune-Cookman and Ole Miss...Posted a .971 fielding percentage with 65 putouts, one assist and two errors.



CAREER GAME HIGHS


HITS2 (7x) LAST VS. SIUE (5/11/16)
 AT BATS..... 5 AT AUSTIN PEAY (4/2/16)
 DOUBLES.....1 (8x) LAST VS. SIUE (5/11/16)
 TRIPLES..... 1 VS. WESTERN MICHIGAN (2/28/16)
 HOME RUNSNONE
 RUNS SCORED..... 4 AT AUSTIN PEAY (4/2/16)
 RUNS BATTED IN.....2 (4x) LAST AT AUSTIN PEAY (4/2/16)
 WALKS 2 (2x) LAST VS. SOUTHEAST MISSOURI (4/17/16)
 STOLEN BASES2 (3x) LAST AT OLE MISS (4/13/16)

HIGH SCHOOL

Myers joins the Skyhawks from Ravenwood High School where she played for head coach Christina Pangello...Myers was named the 11-AAA Golden Glove Defensive Player of the Year...Among several career accolades, Myers has been named Rookie of the Year, was a two-time Athlete of the Week, Offensive Player of the Year, All-District and an All-Middle Tennessee Class AAA All-State selection.

PERSONAL

Born on Oct. 10, 1996...Daughter of Jim and Julie Myers...Has one sister, Summer Myers...Majoring in health and human performance.



Year	avg	gp-gs	ab	r	h	2b	3b	hr	rbi	tb	slg%	bb	hbp	so	gdp	ob%	sf	sh	sb-att	po	a	e	fld%
2016	.239	51-48	138	23	33	7	1	0	15	42	.304	10	0	25	1	.289	1	14	11-16	62	1	2	.969
2017	.304	59-56	181	28	55	5	1	1	26	65	.359	13	1	32	1	.352	1	12	14-18	79	5	3	.966
TOTAL	.276	110-104	319	51	88	12	2	1	41	107	.335	23	1	57	2	.325	2	26	25-34	141	6	5	.967



AERON SMITH

23

CATCHER • R/R • 5-5 • SENIOR
BOWLING GREEN, Ky. • GREENWOOD HS

2017

Team captain...Earned All-OVC second team honors...Saw action in 54 games for the Skyhawks while notching 51 starts primarily at catcher and designated player...Tallied a .261 batting average, 13 runs scored, five doubles, one home run and 22 RBIs...Posted a .323 on-base percentage and a .317 slugging percentage...Drew 10 walks and successfully stole two bases...Tallied seven multi-hit contests against Alabama State (Feb. 17), Northwestern State (Feb. 26), Tennessee Tech (March 26, twice), SIUE (Apr. 1), Murray State (Apr. 8) and Belmont (Apr. 29)...Notched four multi-RBI contests including a season-high four RBIs at Tennessee Tech (March 26)...Posted a nine-game hitting streak ranging from Feb. 10 through Feb. 24...Reached bases in 13 consecutive games from Feb. 10 through March 1...Posted a .969 fielding percentage with 189 putouts, 28 assists and seven errors...Allowed two passed balls...Threw out 17 of 32 potential stolen bases attempts for a 53.1 percent success rate.

2016

Saw action in 49 games for the Skyhawks while starting 44 contests primarily at catcher and designated player...Posted a .197 batting average while tallying two doubles, three home runs and 19 RBIs...Drew eight walks on the season...Tallied three multi-hit contests against Kennesaw State, Austin Peay and SIUE...Notched five multi-RBI contests against Kennesaw State, Austin Peay, Tennessee Tech, Southeast Missouri and SIUE...Her best game came against Austin Peay (Apr. 2) with two hits, a home run and five RBIs...Hit home runs against Kennesaw State, Austin Peay and Southeast Missouri...Posted a .983 fielding percentage with 151 putouts, 21 assists and three errors.



CAREER GAME HIGHS

HITS	2 (6x) LAST VS. SIUE (5/11/16)
AT BATS.....	5 (2x) LAST AT AUSTIN PEAY (4/2/16)
DOUBLES.....	1 (3x) LAST VS. SIUE (5/11/16)
TRIPLES.....	NONE
HOME RUNS	1 (3x) LAST VS. SOUTHEAST MISSOURI (4/17/16)
RUNS SCORED.....	2 (2x) LAST VS. AUSTIN PEAY (4/2/16)
RUNS BATTED IN.....	5 AT AUSTIN PEAY (4/2/16)
WALKS	1 (8x) LAST AT MURRAY STATE (4/30/16)
STOLEN BASES	1 VS. MEMPHIS (4/15/15)

2015

Appeared in 18 games while earning 12 starts behind the plate for the Skyhawks...Posted a .314 batting average along with one double and seven RBIs...She posted three multi-hit performances against Alcorn State (Feb. 7), Southeastern Louisiana (Feb. 7) and Middle Tennessee (March 25)...Went 2-for-3 against Alcorn State (Feb. 7) with a double and two RBIs...Tallied two RBIs against Arkansas (Feb. 27)...Posted a 1.000 fielding percentage in 67 opportunities.

HIGH SCHOOL

Smith prepped at Greenwood High School under the direction of head coach Penny Reece...She was an integral part in leading the Lady Gators to a national ranking as a junior which completed the only undefeated season in Kentucky Fastpitch softball history, winning the stat championship and finishing with a 44-0 record...Smith entered her senior season as a career .399 hitter with 159 RBI and 66 extra-base hits, including 10 home runs...She was named to the 2013 state tournament all-tournament team along with all-district and all-regional tournament most valuable player honors.

PERSONAL

Born on October 23, 1995...Daughter of Tim Smith and Darcy Hunt...Has one brother, Zach...Majoring in agriculture business.



Year	avg	gp-gs	ab	r	h	2b	3b	hr	rbi	tb	slg%	bb	hbp	so	gdp	ob%	sf	sh	sb-att	po	a	e	fld%
2015	.314	18-12	35	2	11	1	0	0	7	12	.343	0	2	6	1	.342	1	1	1-1	59	8	0	1.000
2016	.190	47-42	116	9	22	1	0	3	17	32	.276	8	2	9	0	.254	0	5	0-1	146	21	3	.982
2017	.261	54-51	142	13	37	5	0	1	22	45	.317	10	3	10	0	.323	0	6	2-4	189	28	7	.969
TOTAL	.239	119-105	293	24	70	7	0	4	46	89	.304	18	7	25	1	.298	1	12	3-6	394	57	10	.978



GRACYN McBRIDE

24


INFIELD • R/R • 5-8 • JUNIOR
METROPOLIS, ILL. • MASSAC COUNTY HS

2017

Saw action in 49 games for the Skyhawks while notching 46 starts primarily at first base and designated player...Tallied a .368 batting average with 12 runs scored, seven doubles, seven home runs and 34 RBIs...Posted a .356 on-base percentage and a .488 slugging percentage...Drew 16 walks and successfully stole one base...Tallied seven multi-hit contests including a season-high three hits against Austin Peay (Apr. 9)...Notched 10 multi-RBI contests including four contests with three RBIs against Mississippi Valley State (Feb. 12), Iona (March 11), Jacksonville State (March 25) and Austin Peay (Apr. 9)...Hit home runs against Mississippi Valley State (Feb. 12), Ole Miss (March 5), Iona (March 11), Western Illinois (March 18), Belmont (Apr. 29) and Alabama State (May 17)...Posted three hit by pitch against Northwestern State (Feb. 26), SIUE (Apr. 1) and Eastern Kentucky (Apr. 22)...Posted a .978 fielding percentage with 216 putouts, nine assists and five errors.

2016

Saw action in 43 games for the Skyhawks while starting 33 contests primarily at the corner infield spots or designated player...Posted a .298 batting average with four doubles, a triple, four home runs and 12 RBIs...Drew 14 walks...Tallied five multi-hit outings against Mississippi Valley State, Wagner, Eastern Illinois, Belmont and Murray State...Posted four games with multiple RBIs including Nicholls State, Houston Baptist, Ole Miss and SIUE...Drew a pair of walks in three games against Eastern Kentucky, Murray State and SIUE...Posted a .991 fielding percentage with 80 putouts, 32 assists and one error.



CAREER GAME HIGHS

HITS	2 (5x) LAST VS. MURRAY STATE (5/13/16)
AT BATS.....	4 AT AUSTIN PEAY (4/2/16)
DOUBLES.....	1 (4x) LAST VS. SIUE (5/7/16)
TRIPLES.....	1 VS. MISSISSIPPI VALLEY STATE (2/13/16)
HOME RUNS	1 (4x) LAST VS. SOUTHEAST MISSOURI (4/16/16)
RUNS SCORED.....	1 (8x) LAST VS. SIUE (5/11/16)
RUNS BATTED IN.....	2 (4x) LAST VS. SIUE (5/7/16)
WALKS	2 (3x) VS. SIUE (5/11/16)
STOLEN BASES	NONE

HIGH SCHOOL

McBride joins her high school teammate Jessie Douglas from Massac County High School where she played for head coach Pat Clark...Her senior season, McBride hit .429 with seven home runs, 11 doubles and 34 RBIs...She posted a dominating numbers as a junior, tallying a .405 batting average along with 11 home runs and 44 RBIs...For her prep career, McBride hit .429 in 450 plate appearances, mashing 31 home runs, tallying 59 doubles and driving in 200 runs...She is a four-time SIRR Ohio Division All-Conference recipient along with named All-South and All-State honors.

PERSONAL

March 6, 1997...Daughter of Kerry and Adelle McBride...Has one sister, Camryn...Majoring in health and human performance, K-12 licensure.



Year	avg	gp-gs	ab	r	h	2b	3b	hr	rbi	tb	slg%	bb	hbp	so	gdp	ob%	sf	sh	sb-att	po	a	e	fld%
2016	.291	41-31	79	7	23	4	1	4	12	41	.519	12	1	11	0	.391	0	2	0-0	76	31	1	.991
2017	.268	49-46	127	12	34	7	0	7	34	62	.488	16	3	21	5	.356	3	6	1-1	216	9	5	.978
TOTAL	.277	90-77	206	19	57	11	1	11	46	103	.500	28	4	32	5	.369	3	8	1-1	292	40	6	.982



REID BALLARD

44

INFIELD • R/R • 5-5 • SOPHOMORE
SEYMOUR, TENN. • SEYMOUR HS

2017

Saw action in 22 games for the Skyhawks at primarily designated player and as a pinch hitter...Tallied a .167 batting average, two doubles and two RBIs...Posted a .302 on-base percentage while notching a .167 slugging percentage...Drew six walks while tallying one sacrifice...Tallied career-high two hits against Samford (March 19)...Notched her lone RBIs against Fort Wayne (Feb. 18) and at Belmont (Apr. 29)...Posted one hit by pitch against SIUE (May 13).

HIGH SCHOOL

Ballard joins the Skyhawks from Seymour High School where she prepped for head coach Jessica Sterling while ranking as one of the top hitters in the area for the Lady Eagles...In just her first two years alone, Ballard posted a .352 batting average in 77 games played while tallying 74 hits, 16 doubles, nine home runs and 64 RBIs en route to an all-county nod as a sophomore...She refined her glove during her junior season while being named Defensive Player of the Year along with belting six home runs during a three game stretch....She capped off her senior season by hitting nearly .400 on the year while leading her squad to the state tournament.

PERSONAL

Born on Sept. 15, 1997...Daughter of Matt and Michele Ballard...Has one sister, Jordan...Majoring in animal science.



CAREER GAME HIGHS

HITS	2 (5x) LAST VS. MURRAY STATE (5/13/16)
AT BATS.....	4 AT AUSTIN PEAY (4/2/16)
DOUBLES.....	1 (4x) LAST VS. SIUE (5/7/16)
TRIPLES.....	1 VS. MISSISSIPPI VALLEY STATE (2/13/16)
HOME RUNS	1 (4x) LAST VS. SOUTHEAST MISSOURI (4/16/16)
RUNS SCORED.....	1 (8x) LAST VS. SIUE (5/11/16)
RUNS BATTED IN.....	2 (4x) LAST VS. SIUE (5/7/16)
WALKS	2 (3x) VS. SIUE (5/11/16)
STOLEN BASES	NONE



Year	avg	gp-gs	ab	r	h	2b	3b	hr	rbi	tb	slg%	bb	hbp	so	gdp	ob%	sf	sh	sb-att	po	a	e	fld%
2017	.167	22-12	36	0	6	0	0	0	2	6	.167	6	1	5	0	.302	0	1	0-0	0	0	0	.000
TOTAL	.167	22-12	36	0	6	0	0	0	2	6	.167	6	1	5	0	.302	0	1	0-0	0	0	0	.000



SEELEY LAYNE

55

PITCHER • R/R • 5-10 • SOPHOMORE
RIPLEY, TENN. • BRIGHTON HS

2017

Posted 18 appearances on the season along with three starts in the circle for the Skyhawks...Tallied a 3-2 overall record and one save along with a 3.36 ERA in 41.2 innings of work...Struck out 23 batters while issuing nine walks...Hit four batters...Notched victories against Northwestern State (Feb. 26), Nicholls State (March 3) and Tennessee Tech (March 26)...Notched nine scoreless appearances...Struck out a season high five batters against Southeast Missouri (May 6)...Pitched three perfect innings against Northwestern State (Feb. 26) while striking out four...Did not issue a walk in 11 appearances...Posted a .909 fielding percentage with zero putouts, 10 assists and one error.

HIGH SCHOOL

Layne joins the Skyhawks from Brighton High School where she played for head coach Robin Jacobs...During her senior season, Layne helped lead her squad to a 30-11-1 overall record while pacing the team with a 25-8 record and a 1.78 ERA in 36 appearances...During her career, Layne posted a 63-24 overall record while notching a 2.09 ERA in 523.2 innings of work. 44 of her 63 career victories came during her final two years, posting a 74.6 winning percentage while notching a pair of sub-two ERAs campaigns...On the offensive side of the ball, Layne posted a .425 batting average as a senior while tabulating career marks with a .369 batting average, 16 home runs, 25 doubles and 103 RBIs in 123 games.

PERSONAL

Born on July 12, 1998...Daughter of Perry and Sherry Layne...Majoring in psychology.



CAREER GAME HIGHS

INNINGS PITCHED7.0 (2x) LAST VS. GEORGE MASON (3/11/16)
 HITS ALLOWED2 VS. GEORGE MASON (3/11/16)
 RUNS ALLOWED.....0 VS. NICHOLLS STATE (2/14/16)
 EARNED RUNS ALLOWED ..0 (3x) LAST VS. GEORGE MASON (3/11/16)
 WALKS ALLOWED1 VS. BUFFALO (2/12/16)
 STRIKEOUTS.....4 (3x) AT STETSON (3/13/16)



Year	era	w-l	app	gs	cg	sho	sv	ip	h	r	er	bb	so	2b	3b	hr	bf	bavg	wp	hbp	bk	sfa	sha
2017	3.36	3-2	18	3	0	0/1	1	41.2	49	23	20	9	23	6	0	2	184	.292	1	4	0	1	2
TOTAL	3.36	3-2	18	3	0	0/1	1	41.2	49	23	20	9	23	6	0	2	184	.292	1	4	0	1	2



AALIA BIVENS

1

INFIELD • R/R • 5-5 • SOPHOMORE
MARTIN, TENN. • TENNESSEE TECH

BEFORE UT MARTIN

Joins the Skyhawks from OVC rival Tennessee Tech where she played her freshman season...Saw action in 40 games while earning 35 starts for the Golden Eagles...Tallied a .300 batting average, eight doubles, seven home runs and 14 RBIs...Posted a .426 on-base percentage and a .590 slugging percentage – which ranked eighth in the OVC...Drew 20 walks and successfully stolen three bases...Best game came against Abilene Christian (March 5) where she tallied a home run and three RBIs...Posted a .964 fielding percentage with 64 putouts, 42 assists and four errors...Prepped at South Fulton High School...Posted a .436 career batting average along with a .517 on-base percentage...Hit 37 home runs in her five-season varsity career dating back to eighth grade...As a senior posted a .650 batting average with a .733 on-base percentage...Named to the TSWA all-state team.

PERSONAL

Born on May 20, 1998...Daughter of Phil and Aaronda Bivens...Majoring in business management.





MADELYN DYCUS

2

INFIELD • R/R • 5-4 • FRESHMAN

GREENBRIER, TENN. • GOODPASTURE CHRISTIAN HS

HIGH SCHOOL

Joins the Skyhawks from Goodpasture Christian High School where she played for Amanda Cross...As a senior, notched a .582 batting average with nine doubles, seven triples, 10 home runs and 55 RBIs...Reached the Class A state tournament...Named to the Tennessean's All-Midstate Softball first team...Enjoyed a strong junior campaign, tallying .480 batting average in 34 games...Notched 49 hits while recording 23 extra basehits – including 11 doubles, 10 triples and a pair of home runs – while driving in 40 RBIs...Earned all-district, all-region, all-tournament and all-state honors...Led the Lady Cougars to a district runner-up finish and a regional championship while advancing to the sub-state round.

PERSONAL

Born on June 16, 1999...Daughter of Cory Dycus, Tonya Littlejohn and Jason Littlejohn...Has one brother, Jackson...Majoring in graphic design.





HALIE FAIN

INFIELD • L/R • 5-5 • FRESHMAN
GEORGETOWN, KY. • SCOTT COUNTY HS



HIGH SCHOOL

Joins the Skyhawks from Scott County High School where she played for Jeff Portwood...Notched a .355 batting average with 38 runs scored, two doubles and 10 RBIs...Posted a .467 on-base percentage and a .372 slugging percentage...Stole 22 bases...Led her team to a 2016 state championship – marking the second in a three year span...Led the Lady Cardinals to a No. 23 national ranking after finishing 36-3 as a junior...Named to the Class 3A all-state second team as both a junior and senior while earning all-district honors in three consecutive years...Won a 16U Division Triple Crown/USA National Championship while traveling with the Louisville Stunners.

PERSONAL

Born on March 26, 1999...Daughter of Tim and Jennifer Fain...Has two siblings, Jake and Casey...Majoring in Psychology.





PAIGE CLARK

8

OUTFIELD • R/R • 5-6 • FRESHMAN
LAFAYETTE, TENN. • MACON COUNTY HS

HIGH SCHOOL

Joins the Skyhawks from Macon County High School where she played for Tabitha Centers...As a senior, notched a .582 batting average with four home runs and scored 45 runs while tallying 82 base hits...Named to the Tennessean's All-Midstate Softball first team...Missed her junior season due to injury...Named 8AA Offensive MVP and 8AA Co-MVP as a sophomore...Led the Tigers to an 8AA regular season title and the school's first sub-state appearance...Named to the 8AA All-Freshman team while earning first team all-district honors.

PERSONAL

Born on Oct. 14, 1998...Daughter of Rick and Cindy Clark...Has one sibling, Peyton...Majoring in health and human performance.





HANNAH RIDOLFI

15

PITCHER • R/R • 5-6 • SOPHOMORE
PADUCAH, KY. • UNION UNIVERSITY

BEFORE UT MARTIN

Joins the Skyhawks from Union University where she spent her freshman season...In the pitching circle, she posted a 12-9 record with a 3.41 ERA in 123.1 innings of work...Tallied 11 complete games along with two saves and a shutout...Her best series came against Christian Brothers where she made three appearances – including a pair of starts – striking out nine while allowing zero runs while tallying a pair of wins and a save...In the batter's box, notched a .364 batting average with 21 runs scored, four doubles, a triple and 17 RBIs...Successfully stole two bases...Struck out just six times...Best game came against LeMoyné-Owen where she went 4-for-4 with two doubles, three runs scored and four RBIs...Prepped at McCracken County High School...As a senior, was named Kentucky Softball Coaches Association Player of the Year...

First Region All-Purchase Softball Player of the Year by the Paducah Sun...Notched a 12-2 record with 1.96 ERA in 89 innings of work while striking out 72...Posted a .531 batting average with 31 runs scored, 16 extra-base hits and 60 RBIs...Helped lead her team to four district titles, three region titles, two state championships and two state runner-up finishes...Named to the state all-tournament team three times, region all-tournament three times and district all-tournament three times.

PERSONAL

Born on May 16, 1997...Daughter of Lou and Selise Ridolfi...Has one sister, Rachel...Majoring in animal science.





ALEXIS ROGERS

17

OUTFIELD • L/R • 5-3 • FRESHMAN
CHICAGO HEIGHTS, ILL. • MARIST HS

HIGH SCHOOL

Joins the Skyhawks from Marist High School where she played for Colleen Biebel...Lifted the RedHawks to a fourth place finish in the IHSA state tournament as a senior...Earned Illinois Coaches Association Class 4A all-state third team honors...Helped lead her squad to a 30-6 record as a junior...Lifted her squad to a regional championship in 2014 before playing a key part in a 2015 state championship...In 2015 posted a .413 batting average...As a freshman, she hit .375 while tallying five extra base hits and 10 RBIs.

PERSONAL

Born on Nov. 16, 1998...Daughter of Tom and Jen Rogers...Has three siblings, Ty, Camden and Madison...Majoring in health and human performance.





CAITLIN KARO

27

PITCHER • R/R • 5-9 • FRESHMAN
VERSAILLES, KY. • WOODFORD COUNTY HS

HIGH SCHOOL

Joins the Skyhawks from Woodford County High School where she played for Sasha Turansky... As a senior, posted a .436 batting average with 10 doubles, four home runs and 33 RBIs... Posted a .516 on-base percentage and a .653 slugging percentage... Notched a 13-2 overall record with a 1.75 ERA in 88 innings of work... Struck out 101 batters while issuing just seven walks... Allowed an opponent batting average of just .228... Posted a No. 2 ranking in the state of Kentucky while advancing to the state tournament... Earned 11th Region all-tournament honors after hitting her fourth home run of the season against Scott County in the championship game... Entered her junior season ranked as the No. 2 team in Kentucky while being tabbed one of the top players in the region preseason rankings... Tossed a perfect game against Ashland, 8-0, while also tallying no-hitter

against Western Hills in 16-0 victory... Won a 16U Division Triple Crown/USA National Championship while traveling with the Louisville Stunners.

PERSONAL

Born on Aug. 18, 1999... Daughter of Chris and Michelle Karo... Has one sister, MacKenzie... Majoring in education, K-5.





VERONICA PEZZONI

31

OUTFIELD • L/R • 5-5 • FRESHMAN
HOWELL, MICH. • HOWELL HS

HIGH SCHOOL

Joins the Skyhawks from Howell High School where she played for Ron Pezzoni – her father...Earned MaxPreps 2017 High School Softball All-American honors...Led the Highlanders to a 38-3 overall record and a KLAA Association championship... As a senior, posted a .585 batting average with 76 hits, 67 runs scored, 11 doubles, 15 triples, two home runs and 34 RBIs on the season...Drew 19 walks...Posted a .633 on-base percentage and a .946 slugging percentage...Stole 25 bases...For her career she notched a .550 batting average, 207 hits, 23 doubles, 25 triples, four home runs and 187 runs scored...Stole 100 career bases while successfully swiping 84 consecutive bases – which ranks as the fourth longest streak in Michigan prep history.

PERSONAL

Born on Dec. 14, 1998...Daughter of Ron and Mary Pezzoni... Has four siblings, Sydney, Alexis, Casey and Kellen...Majoring in biology.





COACHING STAFF



DONLEY CANARY

HEAD COACH • 17TH YEAR

CANARY ACCOLADES

- UT Martin's all-time winningest coach and the OVC's fifth winningest coach.
- 2010 and 2012 OVC Coach of the Year
- OVC Regular Season Champion (2010, 2012)
- Inducted into Tennessee Tech University Athletic Hall of Fame in 1997.
- Selected as international coach for 14-15 year-old traveling team in USA vs. Canada series, 1994.
- Selected as 1976 Baseball Academic All-American First Team; 1976 All-OVC Team.
- Played baseball at Tennessee Tech from 1973-77. Was ranked 3rd in NCAA after hitting .429 in 1976.
- Still holds the Tennessee Tech record for most walks in a career with 139.

CAREER COACHING RECORD

	Overall				OVC			
Year	W	L	T	Pct.	W	L	Pct.	Place
2002	25	33	0	.431	12	7	.632	3rd
2003	21	26	0	.429	12	8	.600	3rd
2004	40	21	0	.656	18	7	.720	2nd
2005	33	22	0	.600	15	11	.577	4th
2006	35	26	1	.574	15	12	.556	4th
2007	30	33	0	.476	14	12	.538	5th
2008	28	27	0	.509	10	12	.455	7th
2009	38	24	0	.613	13	10	.565	4th
2010	47	11	0	.810	22	3	.880	1st
2011	34	24	0	.586	19	10	.655	3rd
2012	39	22	0	.639	23	6	.793	1st
2013	37	20	0	.627	14	10	.583	5th
2014	27	27	1	.500	14	10	.583	6th
2015	24	26	0	.480	9	15	.375	9th
2016	30	26	0	.536	14	12	.538	5th
2017	39	20	0	.661	13	5	.722	2nd
Totals	527	388	2	.576	237	150	.612	

OVC ALL TIME WINNINGEST COACHES

	HEAD COACH	UNIVERSITY	SEASONS	CAREER WINS
1.	Lana Richmond	Southeast Missouri	30	884
2.	Jana McGinnis*	Jacksonville State	19	763
3.	Jane Worthington*	Eastern Kentucky	21	635
4.	Donley Canary*	UT Martin	16	527
5.	Tory Acheson	Tennessee Tech	14	503

* Active Ohio Valley Conference head coach

Donley Canary enters his 17th season at the helm of the Skyhawks. Canary has guided the UT Martin softball team to a pair of Ohio Valley Conference regular season championships, two OVC Softball Championships titles and three postseason appearances since assuming the program reigns in 2002. Amongst numerous team accomplishments, he won his 500th career game on March 1, 2017 and the Skyhawks have appeared in 13 OVC tournaments in the past 15 years.

In the past 16 seasons, Canary has not only become the program's all-time winningest coach, but also transformed the Skyhawk softball team into a respected and perennial OVC contender. Canary guided the program to its first-ever OVC Tournament title and NCAA Tournament berth in 2009 and its first OVC regular season championship in 2010. As a whole, the Skyhawks have won regular season championships in both 2010 and 2012 along with OVC Tournament titles in 2009 and 2012. The Skyhawks have also appeared in the NCAA Tournament in 2009 and 2012 while earning an at-large berth in the National Invitational Softball Championship in 2017.

Now after 16 seasons, Canary sports a 527-388-2 won-loss-tie record and his teams have advanced to the OVC tournament as the No. 1 seed twice, No. 2 seed twice, No. 3 seed three times, No. 4 seed three times and No. 5 seed three times. Canary has won two OVC Coach of the Year awards while coaching two OVC Players of the Year, two OVC Pitchers of the Year and 76 All-OVC selections in his 16 seasons. Of the 76 honors, 25 of those having been named to the All-OVC first team, 14 were named All-OVC second team, three were All-OVC honorable mentions along with 23 named to the OVC All-Tournament Team, including two OVC Tournament MVPs. Canary has also had 21 OVC All-Newcomer team members which was newly created for the 2006 season. Canary is currently the fourth all-time winningest coach in the OVC with 527 career wins and is the fourth winningest among active coaches in the conference.

The transformation began in 2002, during Canary's first season, when the Skyhawks posted a 25-33 win-loss record. The Skyhawks were lauded as the second most improved Division I softball program in the nation. Canary guided the team to 14 more victories than the year before. Much of the team's success was because of a stellar recruiting class. The team advanced to the OVC tournament as the No. 3 seed. In the tournament, the Skyhawks suffered a 6-1 loss to No. 6 seed Eastern Illinois in the first round. The Skyhawks defeated No. 5 Southeast Missouri State, 5-1, in the second round and then lost to Eastern Illinois 5-1 in the consolation bracket elimination game.

With the bar raised for the 2003 season, Canary and the Skyhawks once again answered the challenge. The team proved its success in 2002 was not a fluke by winning 21 games and The Skyhawks knocked off Eastern Kentucky in the first round 4-0 before falling to eventual OVC Champion Tennessee Tech and Samford.

In 2004, the team won 40 games and followed that by winning 33 games in 2005. Canary and the Skyhawks were on a roll in 2006 winning 25 games and then claiming 30 wins in 2007.

In 2008, the Canary-led Skyhawk squad missed the OVC Tournament, for the first time in the coach's tenure. The regular season came down to the final weekend with UT Martin facing Samford and the winner of the three-game series earning the final berth into the postseason. After claiming the opening game 5-3, Samford was able to take the final two games of the series by a score of 2-1 in each. During the season Canary passed the 200 win plateau in his head coaching career. The milestone win came on the road, April 6, against Canary's alma mater Tennessee Tech by a score of 2-1.

COACHING MILESTONES

Win	Opponent	(Score)	Date
1	Nicholls State	3-0	2/16/02
50	Oakland	9-8	2/22/04
100	Southeast Missouri	5-2	3/19/05
148*	Morehead State	7-2	4/15/06
150	Eastern Kentucky	1-0	4/22/06
200	Tennessee Tech	2-1	4/6/08
250**	Southeast Missouri	4-1	5/9/09
300	Evansville	5-1	2/18/11
400	Morehead State	5-3	4/20/13
450	Belmont	9-3	4/3/15
500	Christian Brothers	8-0	3/1/17

* Win No. 148 made Canary the all-time winningest coach at UT Martin

** Championship game of 2009 OVC Tournament

4TH MOST WINS IN OVC HISTORY

One of the big highlights of Canary's coaching career came in 2009 when his team entered the OVC Tournament as the No. 4 seed and rallied after dropping the opening game to win the next five games and claim the program's first OVC Tournament championship and NCAA Tournament berth. The OVC Tournament run also marked the lowest seed to ever win the tournament along with also being the first time a team had come out of the first round losers bracket to eventually win the title.

The Skyhawks and Canary won their first regular season championship in 2010. The coach guided the Skyhawks to a 47-11 won-loss record and his first OVC Coach of the Year honor. By winning the regular season title, the Skyhawks earned the right to host the OVC tournament. The team set program records in runs (322), extra base hits (161), doubles (83), home runs (71), RBIs (291), total bases (774), slugging percentage (.518), wins (47) and shutouts (14).

In 2011, Canary was faced with replacing four four-year starters with a host of newcomers. The Skyhawks finished third in the regular season with a 19-10 slate and overall with a 34-24 record.

The Skyhawks rallied around a trio of seniors – Chelsea Jones, Jenny Bain and Erica Duke – in 2012, winning the regular season OVC title and the OVC Tournament crown. With the tournament title, the Skyhawks advanced to the NCAA Regional where they played eventual national champion Alabama and Georgia Tech.

Along with the proven leadership of the three seniors, the Skyhawks reaped the efforts of three freshmen in the starting lineup. When the dust settled on the season, the accolades came pouring in. Jones was named the OVC Pitcher of the Year. Taylor, a junior from Brownsville was named the league's Player of the Year and Canary picked up his second OVC Coach of the Year honor.

Jones and Taylor made the NFCA All-Region team, and Taylor was named an Easton All-American, in addition to being named a Capital One CoSIDA Academic All-American.

In 2013, the Skyhawks had to rebound from the loss of three key seniors. Looking to reload, rather than rebuild, the Skyhawks saw the emergence of sophomore Kenzi Tate who shattered numerous program records en route to being named tabbed an All-OVC first team honoree along with NFCA Division I All-Region. Taylor capped her illustrious career with yet



another All-OVC honor while setting new program records in both single season and career steals. The Skyhawks belted an OVC-leading 51 home runs while driving in 238 RBIs en route to a 37-20 record on the year and a spot in the OVC Tournament title game.

2014 was a year of transition, capitalized by the loss of three seniors and a key returner injury led the Skyhawks to a 27-27-1 record and No. 6 seed in the OVC Tournament. Despite the overall record, Canary notched his 200th career OVC victory with a 6-5 decision at Austin Peay on May 3. Highlighting the year was the play of OVC Freshman of the Year Carly Gonzales. Along with the league's top freshman honor, Gonzales was named to the All-OVC second team and an All-Newcomer after pacing the team with a .328 batting average, while hitting one home run, 17 RBIs and 11 stolen bases.

Canary's 2015 squad became just the second team in the last 13 years to not make the OVC Tournament after finishing with a 24-26 overall record and a 9-15 mark in the league. Despite the results, the Skyhawks saw five players finish with batting averages over the .300 mark, led by All-OVC first team selection 1B/P Kenzi Tate with a Triple Crown campaign, tallying a .345 batting average, nine home runs and 38 RBIs at the plate. Freshman outfielder Alicia Hansen also was named to the All-Newcomer team after cranking six home runs and 28 RBIs in her debut season.

UT Martin returned to the OVC Tournament in 2016 in the league's first neutral site championship in history. The Skyhawks would finish with a 30-26 overall record while notching a 14-12 mark in OVC play. Gonzales earned her second All-OVC honor after leading the club with a .372 batting average while tallying 10 doubles, two home runs and 22 RBIs along with 22 stolen bases. Freshman Katie Warrick earned All-OVC second team honors along with a spot on the All-Newcomer squad after leading the OVC with 10 home runs and 41 RBIs.

The Skyhawks posted one of the program's best single seasons during the 2017 campaign as the squad tallied 39 victories and ranked amongst the top-five in seven different single-season statistical program categories including stolen bases (148, first), runs (314, second), RBIs (268, second), batting average (.295, third), hits (456, third), hits per game (7.73, third) and runs per game (5.3, third). Meanwhile in the pitching circle, the Skyhawks tallied the third-most wins in a single season while tossing nine shutouts and a 3.04 team ERA. In addition to the team's explosive ability, the program earned an at-large berth in the inaugural NISC event with a trip the Region 5 site hosted by Georgia State. Four players would earn All-OVC honors as Gonzales and Jodie Duncan earned first team honors while Aeron Smith and Brooke Kennedy earned second team accolades.

Off the field, Canary's teams have also excelled in the classroom, earning the OVC Academic Award in 2005 along with in consecutive years of 2014 and 2015. The Skyhawks even held the honor of possessing the highest grade point average over a five-year period according to the National Fastpitch Coaches Association.

Canary came to UT Martin from Tennessee Tech where he held various positions in athletics since 1993. He served as director of athletic fundraising and assistant softball coach during the 2000-01 seasons, amassing a 44-20 record. Canary also served as an assistant baseball coach for the Golden Eagles from 1993 -2000 season. During that time Tech claimed a 193-235-1 record highlighted by a regular season and tournament OVC championship in 1997.

Canary is a former Academic All-American baseball player from 1973-77 and graduate of Tennessee Tech University. He was inducted into the Tennessee Tech Sports Hall of Fame in 1997 in recognition of his outstanding playing career.

An All-OVC outfielder, Canary led the Golden Eagles with a .429 batting average and was named All-South and received the Academic All-American award following the 1976 season. Canary was the top batter in the Golden Eagle line up during the 1974 and 1976 seasons. In 1974, he led Tech with a .327 average at the plate and 1976 average of .429 still sits as third all-time in Golden Eagle baseball history. Canary also sits at fourth in walks with 39 and sixth in at-bats per strikeout with 27.2. On the career walks list, Canary still holds the top spot with 134 free passes during his tenure.

He earned his master's degree from the University of Tennessee in 1980. Canary and his wife, Jenny (also a Tennessee Tech graduate), have one son, David who is currently an assistant coach at Johnson County Community College in Overland Park, Kansas and assistant scout for the 2015 World Series champion Kansas City Royals.

CANARY VS. ALL OPPONENTS

OVC Opponents..... W-L

Austin Peay	36-7
Belmont	19-1
Eastern Illinois	21-24
Eastern Kentucky	20-24
Jacksonville State	9-32
Morehead State	32-5
Murray State	13-12
SIUE	12-9
Southeast Missouri	34-16
Tennessee State	37-3
Tennessee Tech	20-26

Other Opponents..... W-L

Akron	3-0
Alabama	0-1
Alabama A&M	1-0
Alabama State	2-0
Alcorn State	4-0
Arizona	0-1
Arkansas	0-3
Arkansas Pine Bluff	1-0
Army	2-0
Ball State	1-2
Bethel	1-0
Bethune-Cookman	2-1
Binghamton	1-2
Birmingham Southern	1-0
Boston College	0-1
Bowling Green	1-2-1
Bradley	1-2
Bucknell	2-0
Buffalo	3-1
Butler	3-2
Central Arkansas	1-1
Central Connecticut	2-0
Central Florida	0-1
Chattanooga	3-4
Cleveland State	2-0
College of Charleston	0-1
Colgate	5-0
Colorado State	0-2
Columbia	1-0
Dakota Wesleyan	1-0
Dartmouth	1-1
Dayton	1-1
Delaware	1-1
Detroit	2-0
Drake	0-2
Drexel	1-0
East Tennessee State	2-2
Evansville	11-9
Fairfield	1-1
Fairleigh Dickinson	3-0
Florida A&M	1-0
Florida Gulf Coast	1-1
Fort Wayne	4-0
George Mason	2-1
Georgetown	1-0
George Washington	1-0
Georgia	0-3
Georgia State	2-2
Georgia Tech	0-5
Grambling	1-0
Holy Cross	1-0
Houston Baptist	4-0
Illinois	1-0
Illinois-Chicago	0-1
Illinois State	0-1
Indiana	3-1
Indiana State	2-5
Iona	1-0
Iowa State	1-0
IUPUI	1-0
Jackson State	4-1
Kansas	1-0
Kennesaw State	1-3
Kent State	0-1
Lafayette	1-0
Lamar	1-0
Lipscomb	4-6
Louisiana-Lafayette	0-2
Louisiana-Monroe	1-1
Louisiana Tech	1-2
Louisville	0-1
Loyola-Chicago	3-0
Loyola Marymount	0-2
Maine	1-2
Manhattan	1-0
Marist	1-0
Marshall	0-1
McNeese State	0-1
Memphis	5-9
Mercer	2-0
Mid-Continent	6-0
Middle Tennessee	7-9-1
Minnesota	0-1
Mississippi State	0-2
Mississippi Valley State	7-2
Missouri-Kansas City	2-0
Monmouth	1-1
Nebraska-Omaha	1-0
Niagara	2-0
Nicholls State	3-2
North Dakota State	0-1
North Florida	0-1
North Texas	1-2
Northern Colorado	2-1
Northern Illinois	0-2
Northern Iowa	1-1
Northridge	1-1
Northwestern State	1-1
Oakland	3-0
Ohio State	1-0
Ole Miss	4-6
Pennsylvania	3-2
Princeton	1-0
Purdue	0-2
Radford	1-0
Rhode Island	2-0
Rider	1-0
Sacred Heart	1-1
St. John's	0-1
St. Joseph	1-0
St. Peters	1-0
Saint Francis	2-0
Saint Louis	12-16
Samford	6-10
San Diego	0-2
South Dakota	0-1
Southeastern Louisiana	8-2
Southern	4-1
Southern Illinois	5-13
Southern Miss	0-1
Stetson	0-2
Syracuse	0-1
Texas-Arlington	0-1
Texas Southern	1-0
Texas Tech	1-1
Toledo	3-0
Trevecca	1-0
Troy	0-3
Tulsa	0-1
UAB	1-0
UNC Greensboro	1-0
UT Arlington	1-2
Utah Valley	0-1
Valparaiso	0-1
Wagner	3-0
Western Carolina	1-0
Western Kentucky	4-5
Western Michigan	1-1
Wichita State	0-1
Winthrop	0-2
Wisconsin	0-1
Wright State	1-0
Yale	3-0
Youngstown State	2-1

STARTING LINEUP

MEET THE SKYHAWKS

SEASON PREVIEW

2017 IN REVIEW

RECORD BOOK

THIS IS UT MARTIN



SARAH DAWS

ASSISTANT COACH ELEVENTH YEAR

Sarah Daws enters her 11th season as an assistant softball coach at UT Martin. Daws, who was a four-year member of the Skyhawk softball program as a catcher from 2001-04, works primarily with the pitchers and catchers, along with providing hitting instruction.

Over the course of her 10 seasons with the UT Martin program, Daws has coached two OVC Players of the Year in Leah Taylor and Megan Williams along with a pair of OVC Pitchers of the Year in Chelsea Jones and Pajj Lintz. Since joining the staff in 2008, the Skyhawks have boasted four National Fastpitch Coaches Association (NFCA) All-Region athletes, 17 All-OVC first team recipients, 14 All-OVC second team honorees and 14 All-Newcomers.

During the 2017 season, the Skyhawks tallied 39 wins and clinched the program's third postseason berth with an at-large selection into the inaugural National Invitational Softball Championship. Offensively the team exploded to rank amongst the top-five in seven different single-season statistical program categories including stolen bases (148, first), runs (314, second), RBIs (268, second), batting average (.295, third), hits (456, third), hits per game (7.73, third) and runs per game (5.3, third). Meanwhile in the pitching circle, the Skyhawks tallied the third-most wins in a single season while tossing nine shutouts and a 3.04 team ERA.

Daws also oversaw three different offensive players who earned All-OVC honors – ranking as the most individuals during a single season for the program since 2012. Carly Gonzales (.376, 53 runs, 64 hits, 12 doubles, three triples, two home runs and 22 RBIs) and Jodie Duncan (.360, 24 runs, 64 hits, 10 doubles, nine home runs and 48 RBIs) each earned first team honors while Aeron Smith (.261, five doubles, one home run and 22 RBIs) was named to the second team.

Included in the All-OVC honors was Brooke Kennedy who posted a 23-8 overall mark with a 2.88 ERA in 189.2 innings of work while tallying 21 complete games, five shutouts and a save. Kennedy left the program ranked second in single-season victories (23), second in career victories (51), second in saves (six), second in innings pitched, third in strikeouts (424), fourth in appearances (114), fourth in complete games (48) and fifth in starts (73).

Kennedy also posted a strong junior campaign, posting a 17-14 record along with a 2.16 ERA in 210.2 innings of work. She appeared in 36 games while notching 24 complete games and four shutouts on the season. Her dominating performances included 175 strikeouts while limiting opponents to just a .223 batting average. Her season ranked in the school record books in starts (second), complete games (second), innings pitched (second), victories (fourth), strikeouts (fourth) and appearances (fifth).

In 2015, Daws helped mentor senior 1B/P Kenzi Tate who was recognized as an All-OVC first team honoree after leading the team in all three Triple Crown categories with a .345 batting average, nine home runs and 38 RBIs at the plate. Inside the circle, Tate picked up three victories. Freshman Alicia Hansen was named to the league's All-Newcomer squad after bashing six home runs in her debut season.

Stealing the show in 2014 was the play of Gonzales who was tabbed OVC Freshman of the Year. Along with the league's top freshman honor, Gonzales was named to the All-OVC second team and an All-Newcomer after pacing the team with a .328 batting average while hitting one home run, 17 RBIs and 11 stolen bases.

Daws spent the 2013 season working with Tate who was just a sophomore, leading the team with a 20-6 record and a 2.79 ERA

en route to All-OVC first team, OVC All-Tournament team and NFCA Division I All-Region honors. In addition to Tate's work in the circle, she led the team with a .359 batting average while hitting 13 home runs and driving in a program record 56 RBIs. Joining Tate was her battery mate, freshman Deven Wilson who garnered a spot on the OVC's All-Newcomer squad. Wilson caught 52 games for the Skyhawks, while finishing fourth on the team with a .285 batting average with three home runs and 19 RBIs.

2012 proved to be a banner year for the Skyhawks as they clinched the program's second OVC regular season crown. Headlining the team was OVC Pitcher of the Year and OVC Tournament Most Valuable Player Chelsea Jones who finished the season with a 28-9 overall record and a 2.30 ERA. In addition to leading the Skyhawks to their second OVC regular season title, Jones helped the Skyhawks win the OVC Tournament and advance to their second NCAA Regional where they played Georgia Tech and eventual national champion Alabama. Jones was one of 10 players who received OVC accolades that season while also being named to the NFCA All-Region team.

In addition to Jones' success, freshman catcher Lauren Smith and freshman pitcher Casey Vincent were named to the league's All-Newcomer team. Vincent finished the year with a 9-5 worksheet and a 3.11 ERA. The Skyhawks were 39-21 overall in 2012, and the team sported an ERA of 2.80.

In 2011, Daws worked with pitcher Amanda Brandenburg who was named the league's Freshman of the Year. Brandenburg also was named to the All-OVC first team and All-Newcomer team. The Skyhawks were third in the OVC in pitching in 2011 with a team ERA of 2.95.

The Skyhawks posted the program's first OVC regular season title in 2010 behind OVC Pitcher of the year and All-OVC first-team Pajj Lintz. Lintz posted a 25-3 overall record with a 2.11 ERA in 172.1 innings of work while tossing five shutouts and two saves. She also coached pitcher Kate Vanderham (16-4, 1.65 ERA) and catcher Laurie Lindow (.287, nine doubles, eight home runs, 39 RBIs) who were both All-OVC first-team selections. As a pitching staff, the Skyhawks would set a program record with 47 wins and 14 shutouts while posting a miniscule 2.18 team ERA and striking out 325.

Joining the staff in 2008, Daws was also an integral part of the team's 2009 run through the OVC Softball Championship – ranking as the first team to ever drop its first game in the double-elimination tournament and post five consecutive wins en route to winning the tournament title and punch the program's first trip to the NCAA Tournament.

Before returning to her alma mater, Daws was at Mill Creek High School where she was a special education teacher and served as an assistant coach with the varsity softball program and as head coach of the junior varsity program.

Prior to her coaching career at UT Martin, Daws was the opening day catcher all four years of her Skyhawk career. Daws earned the team defensive award in 2001 and the golden glove in 2003. She also earned accolades on the conference level, being named All-OVC Honorable Mention in 2002 and All-OVC Second Team in 2003. Daws still appears in the program's record books 13 times and is among the top-five in five categories.

Daws is the daughter of Barbara Daws and has one older brother, Geordy. She attended Brentwood High School where she was a two-sport athlete in softball and volleyball. On the diamond, Daws collected all-district accolades in 1998, 1999 and 2000. She was named to the all-district tournament team in 1999 and 2000 along with being named to the all-region team in 2000. She led her team to district championships in 1997, 1998 and 2000, regional championships in 1997, 1998 and 2000, and a sub-state championship in 1998.

Daws graduated from UT Martin in 2004 with a degree in education.

TORI REED

**GRADUATE ASSISTANT COACH
FIRST YEAR**

Tori Reed enters her first season as a graduate assistant softball coach at UT Martin.

A native of Dover, Del., Reed brings coaching experience to the table after serving as an assistant coach for the Southern Delaware Hurricanes, a travel ball organization ranging from 12U to 16U. Her specialty is in the fields of catching and hitting.

Before UT Martin, Reed was a four-year starter at Fairfield where she started 184 career games behind the plate at catcher and designated player. She concluded her senior season with a .329 batting average while leading the squad into the NCAA Tournament with 37 RBIs. In postseason play she was exceptional, tallying 20 extra base hits – including two triples and a pair of home runs. For her career, she was a .325 hitter with 110 runs scored, 36 doubles, five triples, 16 home runs and 109 RBIs.

Reed graduated from Fairfield University in 2017 with a Bachelor of Applied Science degree in psychology.



TANNER WESSLING

**STUDENT ASSISTANT
FIRST SEASON**

Tanner Wessling is in his first season as a student assistant on the Skyhawk softball coaching staff.

A Kent, Wash. native, Wessling joins the UT Martin softball program after a two-year career as a student-athlete for the Skyhawk baseball team. The 6-2 outfielder ranks 10th all-time in program history in triples (five) while his 2017 campaign ranks in the top-10 in school history in triples (four), hits (76) and at-bats (217).

Last season, Wessling paced UT Martin with a .350 batting average and 39 RBI's while helping the Skyhawks to 25 overall victories (the most in the program's Division-I history). UT Martin also won a school-record 12 Ohio Valley Conference games and qualified for the OVC Tournament for just the third time in school history.

Wessling's junior season was highlighted by an adidas OVC Player of the Week honor on Feb. 22, 2016. He became just the ninth player in program history to win the award since the Skyhawks joined the OVC in 1993.

Wessling attended Edmonds Community College (2013-15) in Lynnwood, Wash. and Kentwood High School (2009-13) before transferring to UT Martin. He is currently pursuing his bachelor's degree in management.

STARTING LINEUP

MEET THE SKYHAWKS

SEASON PREVIEW

2017 IN REVIEW

RECORD BOOK

THIS IS UT MARTIN



2018 SEASON PREVIEW

OF**LAUREN MYERS**
PAIGE CLARK**OF****VERONICA PEZZONI**
RACHEL WILLIAMS**OF****ALICIA HANSEN**
ALEXIS ROGERS**SS****ALLI FULCHER**
MADELYN DYCUS**2B****SAVANNAH DODSON**
AALIA BIVENS
JESSIE DOUGLAS**3B****JODIE DUNCAN**
HALIE FAIN**1B****GRACYN McBRIDE**
AALIA BIVENS
REID BALLARD**P****HANNAH RIDOLFI**
CAITLYN KARO
SARA HOOTEN
SAMANTHA SCOTT
SEELEY LAYNE**C****AERON SMITH**
GRACYN McBRIDE
REID BALLARD**STARTERS RETURNING**

STARTER	Pos.	YEAR	GP/GS	AVG.	RUNS	HITS	RBI	SLG%	FLD%	2017 SEASON HONORS
Jodie Duncan	IF	Sr.	59/59	.360	24	64	48	.567	.924	All-OVC First Team
Savannah Dodson	IF	Sr.	59/59	.322	33	46	15	.413	.963	
Lauren Myers	OF	Jr.	59/56	.304	28	55	26	.359	.966	All-OVC Second Team
Gracyn McBride	IF	Jr.	49/46	.268	12	34	34	.488	.978	
Aeron Smith	C	Sr.	54/51	.261	13	37	22	.317	.969	
Alli Fulcher	IF	Jr.	59/59	.251	29	44	29	.389	.953	
Rachel Williams	OF	Sr.	58/55	.250	26	40	38	.343	.984	

PITCHER	YEAR	W-L	ERA	APP	GS	IP	H	ER	SO	BB	2017 SEASON HONORS
Sara Hooten	Jr.	8-5	2.57	24	15	100.2	93	37	63	33	
Samantha Scott	So.	4-5	4.07	15	8	53.1	73	31	16	25	

LETTER WINNERS RETURNING

LETTER WINNER	Pos.	YEAR	GP/GS	AVG.	RUNS	HITS	RBI	SLG%	FLD%	2017 SEASON HONORS
Jessie Douglas	IF	Jr.	28/22	.222	16	14	7	.238	.986	
Alicia Hansen	OF	Sr.	55/10	.194	19	6	4	.323	1.000	
Reid Ballard	IF	So.	22/12	.167	0	6	2	.167	.000	

PITCHER	YEAR	W-L	ERA	APP	GS	IP	H	ER	SO	BB	2017 SEASON HONORS
Seeley Layne	So.	3-2	3.36	18	3	41.2	49	20	23	9	

STARTERS LOST

STARTER	Pos.	GP/GS	AVG.	RUNS	HITS	RBI	SLG%	FLD%	2017 SEASON HONORS
Carly Gonzales	OF	58/58	.376	53	64	22	.518	.979	All-OVC First Team
Renate Meckl	C	46/44	.326	34	43	19	.515	.991	

PITCHER	W-L	ERA	APP	GS	IP	H	ER	SO	BB	2017 SEASON HONORS
Brooke Kennedy	23-8	2.88	34	31	189.2	174	78	144	56	All-OVC Second Team

UT MARTIN SOFTBALL LOOKS TO TALENT AND DEPTH TO PUSH SKYHAWKS OVER THE TOP

Hot off the program's third postseason appearance, the University of Tennessee at Martin softball team will look to a talented crop of returning starters and newcomers to point the Skyhawks to continued ascension to the top of the Ohio Valley Conference in 2018.

UT Martin enters the season under the direction of head coach Donley Canary for the 17th season with high aspirations and equally impressive standards at the forefront. After a successful season in which the Skyhawks went 39-20, finished second in the OVC and notched the program's third postseason appearance with an automatic berth into the Postseason National Invitational Softball Championship, a squad which features seven positional starters and 13 returners is chomping at the bit to take the next step and pick up the program's first conference title since 2012.

"I think playing in the postseason was a great experience," said Canary. "It gave the kids a taste of a championship atmosphere and gives you the desire to get back to that level. It was a great opportunity to go play, have extra practice and a few more games to continue a strong season. We have gone into the offseason talking and working towards translating that experience into sustained success."

While the Skyhawks will have to replace a talented senior core which included a pair of All-OVC performers in first team selection Carly Gonzales and second team honoree Brooke Kennedy along with four-year starter Renate Meckl, the cupboard is far from bare in game experience on this Skyhawk squad. With seven starters returning to the fold from a year ago combined with eight newcomers, the Skyhawks will bolster an experienced squad which features 862 combined starts over the years and two deep runs in the OVC Softball Championship.

"We have most of our players back who started for us last season," said Canary. "We can put an experienced player out there at every position. That doesn't mean that they are going to perform at that level but we have the pieces. We just need some of our newcomers to come in and perform for us at a high level like we anticipate, while staying healthy to potentially do something special."

The Skyhawks have proven to be a perennial contender for top honors in the OVC over the past decade but are hoping that 2018 is a season to remember alongside fellow banner years in 2010 and 2012 in which UT Martin firmly planted its flag at the top of the league standings while punching tickets to the NCAA Tournament in 2009 and 2012. With a 13-5 league mark last season UT Martin would finish in second place, proving to be the only team to steal a victory away from two-time defending league champion Jacksonville State. Despite the strong season by UT Martin, the race for the conference crown is heavily contested with seven of the league's 12 teams finishing with 10 or more win in OVC play.

"The league is dangerous in itself," said Canary. "While we are picked to finish second in the preseason poll by our peers, this league is competitive top to bottom. I think there are at least six teams in our league that can compete for a conference championship. Our conference has built a reputation for strong softball play and you have to be ready to go every single game in this league."

To be able to compete throughout a challenging schedule and the grind of a 56-game slate, UT Martin will turn to its group of five seniors to pave the way for success. With four years of experience within the UT Martin program for the majority of the group, the quintet of Savannah Dodson, Jodie Duncan, Alicia Hansen, Aeron Smith and Rachel Williams bring a wealth of leadership to the squad.

"Many of our seniors have been playing a major role in our program since they stepped foot on this campus," said Canary. "Just look at the starts alone between them, you are talking about having their name penciled in your lineup over 500 times for their career. They bring a ton to our squad. They have played in the big games, made the big plays and we look to them to spark those around them."

Offensively the Skyhawks are coming off a strong season in which the squad posted a .295 batting average as a team while featuring five hitters who posted batting averages over .300 and led the OVC with 314 runs scored. Paired with the Skyhawks ability to reach base, UT Martin set an OVC and school record with 148 stolen bases to rank third nationally while ranking fourth with 2.51 stolen bases per game. While the team's leader in the clubhouse of Gonzales with 41 stolen bases is lost to graduation, don't expect the squad to take it easy on opposing catchers on the bases.

"I know we lost Carly but we still have plenty of options on the bases," said Canary. "When you look at our numbers last year, Savannah and Alicia both ranked amongst the best base stealers in the country. When you add in a handful of other threats, I honestly believe that we have more speed than we had last year when we broke all kinds of records."

While much of the team's outlook can be founded on the existing production throughout the lineup, the Skyhawks believe that the roster is as deep at every position as ever before. In the infield alone the Skyhawks return starters at all five positions. While it may be hard to knock off a current incumbent, the team's newcomers are looking to push for playing time throughout the infield.

INFIELD

At first base the Skyhawks could see a revolving door with several options primed for playing time. Junior Gracyn McBride started 46 games on the season – including 37 at first – while posting a .268 batting average with seven home runs and 34 RBIs. Also competing for a starting nod is converted middle infielder and Tennessee Tech transfer Aalia Bivens who joins the Skyhawks after posting a .300 batting average, seven home runs and 14 RBIs during her freshman campaign. Rounding out the trio of potential fits at first is sophomore Reid Ballard who appeared in 22 games as a freshman.

Moving over to second base is the return Dodson to a position in which she started all 59 games a year ago. The defensive wizard played exceptionally during her junior campaign, tallying 86 assists and notching a .963 fielding percentage with plus range while watching her bat develop into a consistent threat with a .322 batting average, 15 RBIs, 12 sacrifices and 27 stolen bases. Bivens could slide back to her natural positions to provide depth while junior Jessie Douglas aims to



ALICIA HANSEN



SAVANNAH DODSON

battle back from an offseason injury after tallying a .222 batting average and .986 fielding percentage in 22 starts.

Junior Alli Fulcher returns for her third season as the starting shortstop after playing in all 59 games a year ago. Fulcher provides a consistent glove along with a dangerous bat after posting a .251 batting average with four doubles, six home runs and 29 RBIs in the middle of the order. Freshman Madelyn Dycus is slated to provide depth at the position after posting a .582 batting average, 10 home runs and 55 RBIs during her senior campaign.



JODIE DUNCAN

Manning the hot corner will be Duncan who returns for her senior season after being honored as an All-OVC first team performer in 2017. Duncan ranked amongst league leaders in several categories while posting a .360 batting average, 10 doubles, nine home runs and 48 RBIs primarily out of the five-hole in the lineup. While another strong season is expected of the lefty, freshman Halie Fain is primed to challenge for playing time around the infield after the speedster posted a .355 batting average and 22 stolen bases as a high school senior.

"I feel like I could start seven different kids in the infield alone," said Canary. "That is a good problem to have, but also a negative because it is hard to find everyone at bats to keep them sharp for when their number needs to be called. These new kids have worked hard and can play at this level. Competition breeds success and our depth is pushing our returners really hard to perform every day in practice and ultimately in games because if not, there is someone right over their shoulder."

OUTFIELD

A similar theme of competition moves into the outfield conversation. With a giant hole left in centerfield following graduation, the Skyhawks have several options which will complete for playing time at all three positions.

Junior Lauren Myers returns as the team's primary left fielder after a strong sophomore campaign in which she started 56 games and posted a .304 batting average while tallying seven

extra-base hits and drove in 26 RBIs along with swiping 14 bases. Adding depth in left will be freshman Paige Clark who has emerged as a dark-horse candidate for significant playing time after posting a .582 batting average and four home runs as a senior.

Center will be a position to watch as potentially the team's most significant position battle has emerged throughout the fall and into spring. Williams returns for her second season in a Skyhawk uniform after starting 55 games a year ago primarily in right field while posting a .250 batting average with 12 extra-base hits and 38 RBIs. Coming in hot on her tail is freshman speedster Veronica Pezzoni who earned All-American honors as a high school senior after posting a .585 batting average with 67 runs scored, 28 extra-base hits and 100 career stolen bases.

Moving into right field, UT Martin will look to Hansen to return to her previous OVC All-Newcomer production after starting just 10 games but posting nine career home runs and 51 career stolen bases with plus defensive range. Competing for playing time behind the senior is freshman Alexis Rogers who brings a big bat and position flexibility after previously posting a .413 batting average during her prep career.

"I think there is going to be a lot of competition for playing time in the outfield this season," said Canary. "This is certainly an area where we are looking for production. There is a lot of talent at those three spots, we just hope they will keep pushing like they have all offseason to force us to write their name in the lineup."

CATCHER

The Skyhawks will rely heavily on Smith who returns behind the plate for her senior campaign after tallying 103 career starts and earning All-OVC second team honors a year ago. Smith proved to be one of the league's elite catchers by striking fear in opposing base runners by throwing out 15 potential base-stealers while notching a .969 fielding percentage. Smith also led all catchers in the OVC in batting average during league play, hitting .298 while totaling six extra-base hits and 22 RBIs on the season. Despite serving as the team's primary catcher, the duo of McBride and Ballard could also see action behind the plate.



AERON SMITH



RACHEL WILLIAMS

PITCHERS

No group will lean on the veteran experience of Smith behind the plate more than a young but talented crop of pitchers. With the loss of Kennedy who started 31 contests a season ago and accounted for 23 of the team's 39 wins, the Skyhawks will look to pick up where she left off. The Skyhawks will go with the starting group of sophomore transfer Hannah Ridolfi, freshman Caitlin Karo, junior Sara Hooten and sophomore Samantha Scott to contribute as starters while sophomore Seeley Layne will return to her familiar role as the de facto closer.

Ridolfi joins the Skyhawks from Union University where she excelled during her freshman campaign, posting a 12-9 record and two saves with a 3.41 ERA in 123.1 innings of work. Karo will look to transition quickly to the college game after notching a 13-2 mark and a 1.75 ERA in 88 innings of work as a high school senior. Hooten returns to the rotation after notching an 8-5 record and a 2.57 ERA in 100.2 innings of work during her debut season for the Skyhawks while Scott produces a power-right hander after appearing 53.1 innings as a freshman. Meanwhile, Layne seemed to thrive in late game situations, tallying three wins and two saves in 41.2 innings of work out of the pen.

"We lost Brooke and she was a workforce for us but Hannah is a transfer that can pitch at the big time level along with Sara who is very capable of carrying a workload," said Canary. "Karo is a freshman who is battling right now to be the lead dog because she has great stuff and really knows how to pitch. When you add in Samantha Scott who can throw harder than anyone on our team while Seeley really thrived in that closer role last season, this group can be really strong. This staff will have to prove its consistency but I think we have a lot of depth."

UT Martin will get to put its stockpile of talent and a reloaded pitching staff to the test with hopes of another conference championship on the horizon when the team opens the regular season at the Mardi Gras Classic on Friday, Feb. 9.





CARLY GONZALES

GONZALES WAS NAMED TO THE ALL-OVC FIRST TEAM AFTER POSTING A .376 BATTING AVERAGE 15 XBH AND 41 STEALS



JODIE DUNCAN

DUNCAN WAS NAMED TO THE ALL-OVC FIRST TEAM AFTER POSTING A .360 BATTING AVERAGE WITH 10 DOUBLES, 9 HRs AND 48 RBI



BROOKE KENNEDY

KENNEDY WAS NAMED TO THE ALL-OVC SECOND TEAM AFTER POSTING A 23-8 RECORD, 2.88 ERA AND 144 Ks



AERON SMITH

SMITH WAS NAMED TO THE ALL-OVC SECOND TEAM AFTER TALLING SIX EXTRA BASE HITS AND 22 RBIs



SAVANNAH DODSON

DODSON POSTED A .322 BATTING AVERAGE WITH 27 STOLEN BASES.



SARA HOOTEN

HOOTEN RANKED SECOND ON THE TEAM WITH EIGHT WINS ON THE SEASON



CARLY GONZALES

GONZALES BROKE THE SCHOOL'S LONG-STANDING RECORD BY REACHING BASE IN 35 CONSECUTIVE CONTESTS.



FIRST TO 500 WINS

UT MARTIN HEAD COACH DONLEY CANARY BECAME THE FIRST COACH IN PROGRAM HISTORY TO NOTCH HIS 500TH CAREER VICTORY AGAINST CHRISTIAN BROTHERS ON MARCH 1, 2017

**HONOR ROLL****CARLY GONZALES**
ALL OVC FIRST TEAM

With a wealth of talent throughout the rosters and a handful of returning starters at key positions, the University of Tennessee at Martin softball team added its third postseason appearance in program history during the 2017 campaign.

UT Martin jumped out to a hot start to begin the season, notching one of the best starts in school history due to the team's balance on both the offensive side along with stingy pitching performances. With an 11-1 overall record through the team's first 12 games the Skyhawks were off and running while improving to a 15-2 mark before dropping their first back-to-back contest of the season.

With strong play throughout the non-conference tournament schedule, the Skyhawks would either win or finish as tournament runner-up in five of the six fields. Through the season's first 27 games, UT Martin would not an overall mark of 20-7 before opening Ohio Valley Conference play late in the month of December.

Before opening league play, UT Martin head coach Donley Canary became just the fifth coach in league history to notch his 500th career victory with an 8-0 victory against Christian Brothers on March 1. Currently ranked as the fourth winningest coach in OVC history, Canary concluded the 2017 campaign with an overall mark of 527-388-2 throughout his 16-year career.

UT Martin continued its strong play during league action en route to a second place finish in the league standings heading into the OVC Softball Championship. The Skyhawks would sweep a total of five conference series against Tennessee Tech, Austin Peay, Eastern Kentucky, Belmont and Tennessee State while earning splits against Jacksonville State, SIUE, Murray State, Eastern Illinois and Southeast Missouri to post a 13-5 record in OVC play.

Ranked as the No. 2 seed in the OVC Softball Championship, the Skyhawks battled the elements as two games were delayed because of weather in Oxford, Ala. before pushing through to Championship Saturday. The Skyhawks would open the tournament by knocking off Tennessee Tech before falling to SIUE to drop into the consolation bracket. With their backs against the wall, UT Martin would rattle off back-to-back victories against Belmont and Eastern Kentucky before ultimately falling to SIUE in the consolation championship.

Despite falling short of the team's ultimately goal of an OVC Softball Championship and the program's third NCAA Tournament berth, the Skyhawks were rewarded for their strong play with an automatic bid into the inaugural Postseason National Invitational Softball Championship. The Skyhawks would travel to Atlanta to play in the Region 5 bracket before falling to host Georgia State and Alabama State in consecutive contests to close out the season with an overall record of 39-20.

The Skyhawks saw four of their players be rewarded for strong seasons with postseason awards. Senior outfielder Carly Gonzales earned National Fastpitch Coaches Association All-Region honors along with being an All-OVC first team selection after wrapping up her senior campaign by leading the team with a .377 batting average, 53 runs scored, 12 doubles and 41 stolen bases while tallying three triples, two home runs and 22 RBIs. Gonzales set a pair of program single-season records while serving as a major part an OVC team record. She would conclude her career by reaching base in 35 consecutive games for a Skyhawk record while her 41 steals ranked as a program high as well. Additionally, her 41 stolen bases were included in the team's 147 total stolen bases which broke the OVC's single-season team record and ranked third nationally.

Junior Jodie Duncan would also earn All-OVC first team honors along with OVC All-Tournament recognition after tallying a .360 batting average, 10 doubles, nine home runs and 48 RBIs. Meanwhile the battery-pair of senior pitcher Brooke Kennedy and junior catcher Aeron Smith earned All-OVC second team honors to round out the quartet. Kennedy ranked as the only OVC pitcher to go undefeated in OVC play while posting a 23-8 overall record with a 2.88 ERA in 189.2 innings of work while striking out 144. Smith posted a breakout season behind the plate, ranking second in the OVC of all catchers in batting average while catching 12 would-be base stealers and notching a .969 fielding percentage.

Record: 39-20 Home: 10-7 Away: 11-8 Neutral: 18-5 Ohio Valley: 13-5

Player	avg	gp-gs	ab	r	h	2b	3b	hr	rbi	tb	slg%	bb	hp	so	gdp	ob%	sf	sh	sb-att	po	a	e	fld%
17 Carly Gonzales	.376	58-58	170	53	64	12	3	2	22	88	.518	34	14	22	0	.514	0	1	41-47	91	4	2	.979
9 Jodie Duncan	.360	59-59	178	24	64	10	0	9	48	101	.567	8	8	12	1	.410	1	3	2-3	59	123	15	.924
32 Renate Meckl	.326	46-44	132	34	43	9	2	4	19	68	.515	11	5	19	2	.391	3	1	16-17	104	7	1	.991
14 Savannah Dodson	.322	59-59	143	33	46	5	1	2	15	59	.413	17	4	32	1	.406	1	11	27-33	120	86	8	.963
22 Lauren Myers	.304	59-56	181	28	55	5	1	1	26	65	.359	13	1	32	1	.352	1	12	14-18	79	5	3	.966
24 Gracyn McBride	.268	49-46	127	12	34	7	0	7	34	62	.488	16	3	21	5	.356	3	6	1-1	216	9	5	.978
23 Aeron Smith	.261	54-51	142	13	37	5	0	1	22	45	.317	10	3	10	0	.323	0	6	2-4	189	28	7	.969
3 Alli Fulcher	.251	59-59	175	29	44	4	1	6	29	68	.389	15	2	33	0	.318	0	3	2-4	102	101	10	.953
6 Rachel Williams	.250	58-55	160	26	40	8	2	2	38	58	.363	14	8	29	0	.337	2	6	10-12	58	5	1	.984
11 Jessie Douglas	.222	28-22	63	16	14	1	0	0	7	15	.238	6	1	15	0	.300	0	2	2-2	140	6	2	.986
13 Alicia Hansen	.194	55-10	31	19	6	1	0	1	4	10	.323	2	0	10	0	.235	1	0	22-32	5	0	0	1.000
44 Reid Ballard	.167	22-12	36	0	6	0	0	0	2	6	.167	6	1	5	0	.302	0	1	0-0	0	0	0	.000

2 Gabby Zizzi	1.000	51-0	1	18	1	0	0	0	0	1	1.000	2	0	0	0	1.000	0	1	8-10	2	0	1	.667
1 x-Kaitlyn Martin	.400	6-0	5	0	2	0	0	0	1	2	.400	1	0	2	0	.500	0	0	0-0	0	0	0	.000
7 Allison Evans	.000	3-0	2	1	0	0	0	0	1	0	.000	0	0	0	0	.000	0	0	0-0	0	2	0	1.000
27 Brooke Kennedy	.000	34-31	0	0	0	0	0	0	0	0	.000	0	0	0	0	.000	0	0	0-0	13	20	0	1.000
8 Alexa Combs	.000	21-0	0	8	0	0	0	0	0	0	.000	0	0	0	0	.000	0	0	1-1	0	0	0	.000
55 Seeley Layne	.000	18-3	0	0	0	0	0	0	0	0	.000	0	0	0	0	.000	0	0	0-0	0	10	1	.909
4 Sara Hooten	.000	24-15	0	0	0	0	0	0	0	0	.000	0	0	0	0	.000	0	0	0-0	2	10	1	.923
12 Samantha Scott	.000	15-8	0	0	0	0	0	0	0	0	.000	0	0	0	0	.000	0	0	0-0	1	18	1	.950
5 x-Alyssa Vanlandingham	.000	2-2	0	0	0	0	0	0	0	0	.000	0	0	0	0	.000	0	0	0-0	1	1	0	1.000
Totals	.295	59	1546	314	456	67	10	35	268	648	.419	155	50	242	10	.375	12	53	148-184	1182	435	58	.965
Opponents	.260	59	1515	208	394	43	5	37	193	558	.368	127	33	253	8	.329	8	41	48-68	1157	444	91	.946

LOB - Team (349), Opp (336). DPs turned - Team (19), Opp (12). CI - Team (1), MECKL, R. 1, Opp (3). Picked off - MECKL, R. 1, GONZALES, C. 1.

(All games Sorted by Earned run avg)

Player	era	w-l	app	gs	cg	sho	sv	ip	h	r	er	bb	so	2b	3b	hr	b/avg	wp	hp	bk	sfa	sha
4 Sara Hooten	2.57	8-5	24	15	7	1/2	0	100.2	93	45	37	33	63	10	1	10	.249	3	4	0	5	13
27 Brooke Kennedy	2.88	23-8	34	31	21	5/1	1	189.2	174	94	78	56	144	18	2	21	.241	5	19	1	0	15
55 Seeley Layne	3.36	3-2	18	3	0	0/1	1	41.2	49	23	20	9	23	6	0	2	.292	1	4	0	1	2
12 Samantha Scott	4.07	4-5	15	8	2	0/2	0	53.1	73	41	31	25	16	9	0	3	.332	5	6	0	2	10



Record: 13-5 Home: 5-2 Away: 8-3 Ohio Valley: 13-5

Player	avg	gp-gs	ab	r	h	2b	3b	hr	rbi	tb	slg%	bb	hp	so	gdp	ob%	sf	sh	sb-att	po	a	e	fld%
17 Carly Gonzales	.429	17-17	49	13	21	4	1	1	5	30	.612	7	5	7	0	.541	0	1	9-13	31	2	1	.971
9 Jodie Duncan	.389	18-18	54	11	21	2	0	3	15	32	.593	3	2	5	1	.433	1	1	1-1	19	38	6	.905
22 Lauren Myers	.345	18-18	55	12	19	0	0	1	10	22	.400	4	1	8	1	.400	0	3	4-7	26	2	1	.966
13 Alicia Hansen	.333	17-4	12	9	4	0	0	1	3	7	.583	0	0	3	0	.308	1	0	5-8	1	0	0	1.000
14 Savannah Dodson	.304	18-18	46	5	14	1	0	0	6	15	.326	3	2	10	0	.373	0	2	7-9	43	35	2	.975
23 Aeron Smith	.298	17-17	47	2	14	0	0	0	10	14	.298	5	3	3	0	.400	0	1	0-2	65	11	1	.987
24 Gracyn McBride	.260	18-18	50	4	13	3	0	2	13	22	.440	5	2	8	2	.345	1	4	1-1	89	5	0	1.000
6 Rachel Williams	.182	17-16	44	10	8	2	0	1	8	13	.295	3	3	9	0	.275	1	2	3-3	14	2	0	1.000
3 Alli Fulcher	.179	18-18	56	11	10	1	0	1	6	14	.250	3	0	12	0	.220	0	0	2-2	34	30	4	.941
32 Renate Meckl	.167	10-9	30	5	5	1	0	0	0	6	.200	2	0	4	0	.219	0	0	1-2	18	0	0	1.000
44 Reid Ballard	.154	6-6	13	0	2	0	0	0	1	2	.154	3	0	3	0	.313	0	1	0-0	0	0	0	.000

11 Jessie Douglas	.111	6-3	9	2	1	0	0	0	2	1	.111	2	0	5	0	.273	0	0	1-1	17	1	0	1.000
12 Samantha Scott	.000	4-2	0	0	0	0	0	0	0	0	.000	0	0	0	0	.000	0	0	0-0	1	1	0	1.000
4 Sara Hooten	.000	6-4	0	0	0	0	0	0	0	0	.000	0	0	0	0	.000	0	0	0-0	1	0	0	1.000
2 Gabby Zizzi	.000	17-0	0	5	0	0	0	0	0	0	.000	1	0	0	0	1.000	0	0	2-4	1	0	1	.500
8 Alexa Combs	.000	7-0	0	3	0	0	0	0	0	0	.000	0	0	0	0	.000	0	0	0-0	0	0	0	.000
55 Seeley Layne	.000	5-2	0	0	0	0	0	0	0	0	.000	0	0	0	0	.000	0	0	0-0	0	5	0	1.000
7 Allison Evans	.000	1-0	0	1	0	0	0	0	0	0	.000	0	0	0	0	.000	0	0	0-0	0	0	0	.000
27 Brooke Kennedy	.000	11-10	0	0	0	0	0	0	0	0	.000	0	0	0	0	.000	0	0	0-0	6	6	0	1.000
Totals	.284	18	465	93	132	14	1	10	79	178	.383	41	18	77	4	.362	4	15	36-53	366	138	16	.969
Opponents	.267	18	464	60	124	15	1	14	55	183	.394	33	12	67	3	.329	5	10	13-20	360	156	27	.950

LOB - Team (90), Opp (98). DPs turned - Team (8), Opp (5).

(Ohio Valley games only Sorted by Earned run avg)

Player	era	w-l	app	gs	cg	sho	sv	ip	h	r	er	bb	so	2b	3b	hr	b/avg	wp	hp	bk	sfa	sha
27 Brooke Kennedy	1.99	10-0	11	10	9	2/0	1	67.0	61	24	19	14	50	7	1	6	.238	3	6	1	0	2
4 Sara Hooten	2.74	1-2	6	4	2	0/0	0	23.0	23	13	9	6	5	3	0	5	.274	2	0	0	3	5
55 Seeley Layne	3.96	1-1	5	2	0	0/0	0	17.2	20	10	10	2	10	3	0	2	.294	0	3	0	1	1
12 Samantha Scott	5.86	1-2	4	2	0	0/0	0	14.1	20	13	12	11	2	2	0	1	.357	1	3	0	1	2
Totals	2.87	13-5	18	18	11	2/0	1	122.0	124	60	50	33	67	15	1	14	.267	6	12	1	5	10
Opponents	4.26	5-13	18	18	8	3/0	0	120.0	132	93	73	41	77	14	1	10	.284	10	18	0	4	15

2017 Team Game Highs

2017 Individual Game Highs

HITTING

35, vs. Nevada (Feb. 10)	At-Bats	5, Seven times
14, Two times	Runs Scored	4, Renate Meckl vs. Iona (March 11)
18, at Alabama State (Feb. 17)	Hits	4, Three times
13, Two times	Runs Batted In	5, Lauren Myers at Tennessee Tech (March 26)
5, at Alabama State (Feb. 17)	Doubles	1, 67 times
2, Two times	Triples	1, 10 times
3, Two times	Home Runs	1, 35 times
8, at Tennessee Tech (March 26)	Walks	2, 13 times
4, at Belmont (Apr. 29)	Sacrifice Hits	2, Three times
2, vs. Nevada (Feb. 10)	Sacrifice Flies	1, 12 times
10, vs. Austin Peay (Apr. 9)	Stolen Bases	4, Lauren Myers vs. Fairleigh Dickinson (Feb. 25)
4, vs. Northwestern State (Feb. 26)	Hit by Pitch	2, Three times

FIELDING

24, Two times	Putouts	12, Gracyn McBride vs. Memphis (Apr. 4)
14, vs. Memphis (Apr. 4)	Assists	6, Two times

PITCHING

8.0, Two times	Innings Pitched	7.0, 25 times
10, Two times	Strikeouts	10, Two times



2017 Overall • Record 39-20 • OVC 13-5**Home: 10-7 • Away: 11-8 • Neutral 18-5**

Date	Opponent	Score	Inns	Overall	Ohio Valley	Pitcher of record	Attend	Time
Feb 10, 2017	vs Nevada	w 12-4	7	1-0-0	0-0-0	B. Kennedy (W 1-0)	73	2:00
Feb 11, 2017	vs Coppin State	w 8-0	5	2-0-0	0-0-0	S. Hooten (W 1-0)	80	1:29
Feb 11, 2017	vs Army	w 5-3	7	3-0-0	0-0-0	B. Kennedy (W 2-0)	110	2:20
Feb 12, 2017	vs Miss. Valley State	w 8-0	6	4-0-0	0-0-0	A. Vanlandin (W)	188	2:13
Feb 17, 2017	vs Akron	w 13-2	5	5-0-0	0-0-0	B. Kennedy (W 3-0)	58	1:40
Feb 17, 2017	at Alabama State	w 14-6	6	6-0-0	0-0-0	S. Scott (W 1-0)	71	2:19
Feb 18, 2017	vs Fort Wayne	w 13-4	5	7-0-0	0-0-0	B. Kennedy (W 4-0)	49	2:10
Feb 18, 2017	vs Akron	L 2-3	7	7-1-0	0-0-0	S. Hooten (L 1-1)	76	1:43
Feb 24, 2017	vs Saint Louis	w 1-0	7	8-1-0	0-0-0	B. Kennedy (W 5-0)	43	1:30
Feb 24, 2017	vs Western Michigan	w 9-0	7	9-1-0	0-0-0	S. Hooten (W 3-2)	0	3:33
Feb 25, 2017	vs Fairleigh Dickinson	w 6-1	7	10-1-0	0-0-0	S. Scott (W 2-0)	112	1:57
Feb 25, 2017	at Chattanooga	L 3-6	7	10-2-0	0-0-0	B. Kennedy (L 5-1)	231	2:13
Feb 26, 2017	vs Northwestern State	w 9-8	7	11-2-0	0-0-0	S. Layne (W 1-0)	98	2:21
Mar 01, 2017	CHRISTIAN BROTHERS	w 8-0	5	12-2-0	0-0-0	B. Kennedy (W 6-1)	131	1:07
Mar 03, 2017	vs Nicholls State	w 5-4	7	13-2-0	0-0-0	S. Layne (W 2-0)	0	2:33
3 Mar 03, 2017	vs Austin Peay	w 4-2	7	14-2-0	0-0-0	B. Kennedy (W 6-1)	579	2:00
Mar 04, 2017	vs Miss. Valley State	w 5-1	7	15-2-0	0-0-0	S. Scott (W 3-0)	0	2:10
Mar 05, 2017	at #23 Ole Miss	L 7-10	7	15-3-0	0-0-0	S. Layne (L 2-1)	496	2:56
Mar 09, 2017	at UC Riverside-1	L 4-6	7	15-4-0	0-0-0	S. Hooten (L 2-2)	75	2:32
Mar 09, 2017	at UC Riverside-2	L 4-8	7	15-5-0	0-0-0	S. Scott (L 3-1)	72	2:12
Mar 10, 2017	vs Maryland	w 8-2	7	16-5-0	0-0-0	S. Hooten (W 3-2)	75	2:00
Mar 11, 2017	vs Iona	w 14-10	7	17-5-0	0-0-0	S. Hooten (W 4-2)	206	2:48
Mar 11, 2017	vs Weber State	L 5-7	7	17-6-0	0-0-0	S. Scott (L 3-2)	291	2:12
Mar 18, 2017	SAMFORD	L 1-2	7	17-7-0	0-0-0	B. Kennedy (L 7-2)	133	1:48
Mar 18, 2017	WESTERN ILLINOIS	w 4-1	7	18-7-0	0-0-0	S. Hooten (W 5-2)	145	1:33
Mar 19, 2017	SAMFORD	w 3-2	7	19-7-0	0-0-0	S. Hooten (W 6-2)	122	1:49
Mar 19, 2017	WESTERN ILLINOIS	w 4-3	(8)	20-7-0	0-0-0	B. Kennedy (W 8-2)	72	2:07
* Mar 25, 2017	at Jacksonville State-1	L 0-4	7	20-8-0	0-1-0	S. Hooten (L 6-3)	901	1:44
* Mar 25, 2017	at Jacksonville State-2	w 7-5	7	21-8-0	1-1-0	B. Kennedy (W 9-2)	901	2:12
* Mar 26, 2017	at Tennessee Tech-1	w 6-5	7	22-8-0	2-1-0	S. Layne (W 3-1)	-	2:15
* Mar 26, 2017	at Tennessee Tech-2	w 10-2	7	23-8-0	3-1-0	B. Kennedy (W 10-2)	221	2:20
Mar 29, 2017	MIDDLE TENNESSEE	w 5-3	7	24-8-0	3-1-0	B. Kennedy (W 11-2)	132	1:44
* Apr 01, 2017	at SIUE-1	L 0-5	7	24-9-0	3-2-0	S. Layne (L 3-2)	337	1:42
* Apr 01, 2017	at SIUE-2	w 7-3	7	25-9-0	4-2-0	B. Kennedy (W 12-2)	-	2:17
Apr 04, 2017	MEMPHIS-1	L 4-5	7	25-10-0	4-2-0	S. Scott (L 3-3)	113	2:22
Apr 04, 2017	MEMPHIS-2	L 2-6	7	25-11-0	4-2-0	B. Kennedy (L 12-3)	113	2:04
* Apr 08, 2017	MURRAY STATE-1	L 4-5	7	25-12-0	4-3-0	S. Scott (L 3-4)	123	1:55
* Apr 08, 2017	MURRAY STATE-2	w 6-4	7	26-12-0	5-3-0	B. Kennedy (W 13-3)	123	2:01
* Apr 09, 2017	AUSTIN PEAY-1	w 4-0	7	27-12-0	6-3-0	B. Kennedy (W 14-3)	144	1:39
* Apr 09, 2017	AUSTIN PEAY-2	w 8-2	7	28-12-0	7-3-0	S. Hooten (W 7-3)	144	2:02
Apr 11, 2017	at Evansville-1	w 7-2	7	29-12-0	7-3-0	B. Kennedy (W 15-3)	202	2:02
Apr 11, 2017	at Evansville-2	w 3-1	7	30-12-0	7-3-0	S. Hooten (W 8-3)	202	1:42
* Apr 14, 2017	at Eastern Illinois-1	L 1-3	7	30-13-0	7-4-0	S. Hooten (L 8-4)	77	1:27
* Apr 14, 2017	at Eastern Illinois-2	w 3-1	7	31-13-0	8-4-0	B. Kennedy (W 16-3)	77	2:14
Apr 18, 2017	#18 OLE MISS	L 2-7	7	31-14-0	8-4-0	B. Kennedy (L 16-4)	367	2:01
* Apr 22, 2017	EASTERN KENTUCKY	w 7-3	7	32-14-0	9-4-0	B. Kennedy (W 17-4)	73	2:15
Apr 26, 2017	#18 KENTUCKY	L 2-8	7	32-15-0	9-4-0	B. Kennedy (L 17-5)	731	2:13
* Apr 29, 2017	at Belmont-1	w 6-4	(8)	33-15-0	10-4-0	S. Scott (W 4-4)	268	2:12
* Apr 29, 2017	at Belmont-2	w 8-5	7	34-15-0	11-4-0	B. Kennedy (W 18-5)	156	2:10
* Apr 30, 2017	at Tennessee State-1	w 8-0	5	35-15-0	12-4-0	B. Kennedy (W 19-5)	127	1:29
* May 6, 2017	SOUTHEAST MISSOURI-1	L 0-7	7	35-16-0	12-5-0	S. Scott (L 4-5)	231	1:51
* May 6, 2017	SOUTHEAST MISSOURI-2	w 8-2	7	36-16-0	13-5-0	B. Kennedy (W 20-5)	231	1:52
May 10, 2017	vs Tennessee Tech	w 1-0	7	37-16-0	13-5-0	B. Kennedy (W 21-5)	860	1:34
May 11, 2017	vs SIUE	L 1-2	7	37-17-0	13-5-0	B. Kennedy (L 21-6)	757	1:53
May 12, 2017	vs Belmont	w 4-0	7	38-17-0	13-5-0	B. Kennedy (W 22-6)	1137	1:57
May 12, 2017	vs Eastern Kentucky	w 5-3	7	39-17-0	13-5-0	B. Kennedy (W 23-6)	1137	1:59
May 13, 2017	vs SIUE	L 1-7	7	39-18-0	13-5-0	B. Kennedy (L 23-7)	0	2:13
May 16, 2017	at Georgia State	L 5-6	7	39-19-0	13-5-0	B. Kennedy (L 23-8)	239	1:44
May 17, 2017	vs Alabama State	L 0-3	7	39-20-0	13-5-0	S. Hooten (L 8-5)	117	1:41

OFFENSE GAME-BY-GAME

Date	Opponent	ab	r	h	rbi	2b	3b	hr	tb	bb	ibb	sb	cs	hbp	sac	sf	gdp	k	po	a	e	lob	avg
Feb 10	vs Nevada	35	12	13	12	1	0	1	17	2	0	1	0	2	0	2	0	8	21	8	0	8	.371
Feb 11	vs Coppin State	21	8	10	5	4	0	0	14	6	0	5	0	0	1	1	0	1	15	4	1	8	.411
Feb 11	vs Army	21	5	6	5	0	0	1	9	6	0	3	0	0	1	0	0	1	21	5	1	5	.377
Feb 12	vs Miss. Valley State	26	8	8	6	0	0	1	11	6	0	5	0	0	0	0	0	3	18	8	2	8	.359
Feb 17	vs Akron	28	13	13	11	3	0	2	22	3	0	6	1	0	1	0	0	3	15	6	1	4	.382
Feb 17	at Alabama State	35	14	18	13	5	0	0	23	3	0	3	0	3	1	0	0	3	18	11	1	10	.410
Feb 18	vs Fort Wayne	26	13	15	12	3	2	1	25	5	0	4	2	2	1	1	0	3	15	7	1	7	.432
Feb 18	vs Akron	25	2	5	2	2	0	0	7	0	0	1	1	1	0	0	0	1	21	6	1	3	.406
Feb 24	vs Saint Louis	24	1	7	1	2	0	0	9	2	0	1	0	1	2	0	1	8	21	2	0	7	.394
Feb 24	vs Western Michigan	32	9	11	7	1	0	1	15	3	0	2	0	1	1	0	0	7	21	3	0	8	.388
Feb 25	vs Fairleigh Dickinson	24	6	10	5	1	0	1	14	4	0	7	1	1	1	0	0	6	21	12	2	6	.391
Feb 25	at Chattanooga	27	3	7	3	1	0	0	8	6	0	4	0	0	1	0	0	0	18	10	2	10	.380
Feb 26	vs Northwestern State	30	9	6	7	2	0	0	8	4	0	5	0	4	1	0	0	9	21	9	2	10	.364
Mar 01	CHRISTIAN BROTHER	22	8	13	7	2	1	2	23	1	0	4	1	1	0	1	0	0	15	7	0	5	.378
Mar 03	vs Nicholls State	25	5	8	5	2	0	0	10	2	0	2	1	1	2	1	0	2	21	9	2	5	.374
Mar 03	vs Austin Peay	28	4	8	3	3	1	0	13	1	0	3	0	0	1	0	0	0	21	4	1	8	.368
Mar 04	vs Miss. Valley State	28	5	7	3	2	0	0	9	4	0	7	0	0	0	0	0	4	21	9	1	6	.361
Mar 05	at Ole Miss	29	7	9	4	1	1	1	15	4	0	3	0	1	1	0	1	4	18	6	1	7	.358
Mar 09	at UC Riverside	26	4	8	4	0	0	1	11	4	0	1	1	0	1	1	0	3	18	5	1	7	.355
Mar 09	at UC Riverside	32	4	10	3	4	0	0	14	3	0	2	0	0	1	0	0	2	18	11	2	11	.353
Mar 10	vs Maryland	26	8	6	5	2	0	0	8	6	0	3	0	1	2	0	0	5	21	6	0	9	.347
Mar 11	vs Iona	34	14	14	13	2	2	1	23	4	0	8	0	0	0	0	0	5	21	9	2	6	.351
Mar 11	vs Weber State	26	5	7	3	1	0	0	8	4	0	3	0	0	0	0	0	4	18	10	1	5	.348
Mar 18	SAMFORD	22	1	2	1	0	0	1	5	3	0	1	0	0	1	0	0	6	21	2	1	4	.339
Mar 18	WESTERN ILLINOIS	22	4	4	3	1	0	2	11	4	0	3	1	1	1	0	1	2	21	3	1	6	.334
Mar 19	SAMFORD	22	3	5	3	2	0	0	7	2	0	1	0	2	2	1	0	4	21	5	0	7	.330
Mar 19	WESTERN ILLINOIS	27	4	8	2	1	0	1	12	1	0	1	1	0	2	0	0	6	24	12	2	5	.329
*Mar 25	at Jacksonville State	24	0	5	0	0	0	0	5	0	0	2	1	1	0	0	1	7	18	7	0	4	.325
*Mar 25	at Jacksonville State	28	7	9	6	2	0	1	14	2	0	1	1	1	1	0	0	8	21	8	3	4	.325
*Mar 26	at Tennessee Tech	28	6	8	6	1	0	1	12	8	0	0	1	0	0	0	1	3	21	10	1	9	.324
*Mar 26	at Tennessee Tech	33	10	12	7	1	0	0	13	3	0	2	1	1	1	0	0	3	21	12	2	7	.325
Mar 29	MIDDLE TENNESSEE	24	5	9	4	0	0	0	9	0	0	2	2	1	0	0	2	1	21	11	0	2	.327
*Apr 01	at SIUE	21	0	1	0	1	0	0	2	1	0	1	1	1	0	0	0	7	18	8	0	2	.320
*Apr 01	at SIUE	31	7	12	5	0	1	0	14	1	0	2	2	2	1	0	0	10	21	5	1	7	.322
Apr 04	MEMPHIS	31	4	11	4	0	0	0	11	1	0	4	0	1	0	0	1	5	21	14	3	8	.323
Apr 04	MEMPHIS	26	2	4	2	0	0	0	4	1	0	2	0	0	0	0	0	8	21	7	2	4	.319
*Apr 08	MURRAY STATE	33	4	10	4	0	0	0	10	0	0	0	0	2	0	0	2	6	21	9	0	10	.318
*Apr 08	MURRAY STATE	21	6	6	6	0	0	0	6	3	0	2	1	1	1	1	0	1	21	7	2	3	.318
*Apr 09	AUSTIN PEAY	20	4	6	3	1	0	0	7	2	0	5	2	3	1	1	0	2	21	5	0	5	.317
*Apr 09	AUSTIN PEAY	27	8	10	6	0	0	0	10	5	0	10	1	0	0	0	0	3	21	5	1	6	.319
Apr 11	at Evansville	31	7	9	7	0	0	2	15	0	0	2	0	2	0	0	0	1	21	6	0	5	.318
Apr 11	at Evansville	26	3	4	3	0	0	0	4	2	0	5	0	0	1	0	0	5	21	8	2	5	.314
*Apr 14	at Eastern Illinois	23	1	6	1	0	0	0	6	3	0	1	3	0	1	0	0	7	18	11	1	5	.313
*Apr 14	at Eastern Illinois	21	3	4	1	0	0	0	4	1	0	1	0	2	3	1	0	4	21	10	0	4	.311
Apr 18	OLE MISS	25	2	4	2	0	0	0	4	1	0	0	0	2	1	0	0	4	21	10	1	6	.308
*Apr 22	EASTERN KENTUCKY	25	7	5	5	1	0	1	9	2	0	0	1	1	1	0	0	1	21	7	3	4	.305
Apr 26	KENTUCKY	27	2	6	2	2	0	0	8	4	0	1	0	0	0	0	0	14	21	11	2	8	.304
*Apr 29	at Belmont	26	6	5	6	0	0	1	8	3	0	4	1	2	4	0	0	8	24	10	1	5	.301
*Apr 29	at Belmont	32	8	10	8	3	0	3	22	2	0	1	0	1	0	1	0	1	21	4	0	7	.302
*Apr 30	at Tennessee State	23	8	10	7	3	0	0	13	2	0	3	0	0	0	0	0	0	15	5	0	2	.304
*May 6	SOUTHEAST MISSOURI	26	0	6	0	1	0	0	7	1	0	0	0	0	0	0	0	3	21	12	1	6	.303
*May 6	SOUTHEAST MISSOURI	23	8	7	8	0	0	3	16	2	0	1	1	0	1	0	0	3	21	3	0	0	.303
May 10	vs Tennessee Tech	20	1	4	1	0	1	1	9	3	0	3	2	0	1	0	0	4	21	6	0	5	.301
May 11	vs SIUE	22	1	2	1	0	0	0	2	2	0	1	1	1	1	0	0	4	21	7	1	4	.298
May 12	vs Belmont	23	4	6	4	1	1	2	15	2	0	1	2	0	2	0	0	5	21	1	0	2	.297
May 12	vs Eastern Kentucky	28	5	10	5	1	0	1	14	0	0	1	0	0	3	0	0	3	21	4	0	7	.298
May 13	vs SIUE	24	1	4	1	0	0	0	4	1	0	0	1	2	0	0	0	6	21	12	1	5	.296
May 16	at Georgia State	28	5	9	5	0	0	2	15	0	0	0	0	0	3	0	0	3	18	6	0	5	.297
May 17	vs Alabama State	23	0	4	0	1	0	0	5	4	0	1	1	1	1	0	0	2	21	5	1	8	.295
Totals		1546	314	456	268	67	10	35	648	155	0	148	36	50	53	12	10	242	1182	435	58	349	.295

PITCHING GAME-BY-GAME

Date	Opponent	ip	h	r	er	bb	so	2b	3b	hr	wp	bk	hbp	dp	ibb	score	w-l	sv	era
Feb 10	vs Nevada	7.0	5	4	4	2	8	0	0	0	0	0	1	0	0	12-4	1-0	0	4.00
Feb 11	vs Coppin State	5.0	2	0	0	1	3	0	0	0	0	0	1	0	0	8-0	2-0	0	2.33
Feb 11	vs Army	7.0	6	3	3	5	5	1	0	1	0	0	0	1	0	5-3	3-0	0	2.58
Feb 12	vs Miss. Valley State	6.0	0	0	0	2	5	0	0	0	0	0	0	0	0	8-0	4-0	0	1.96
Feb 17	vs Akron	5.0	3	2	2	0	3	1	0	1	0	0	1	0	0	13-2	5-0	0	2.10
Feb 17	at Alabama State	6.0	10	6	6	4	4	0	2	1	0	0	0	0	0	14-6	6-0	0	2.92
Feb 18	vs Fort Wayne	5.0	5	4	3	2	3	1	0	1	0	0	1	0	0	13-4	7-0	0	3.07
Feb 18	vs Akron	7.0	4	3	2	0	5	1	1	0	0	0	0	0	0	2-3	7-1	0	2.92
Feb 24	vs Saint Louis	7.0	3	0	0	0	9	0	0	0	0	0	0	0	0	1-0	8-1	0	2.55
Feb 24	vs Western Michigan	7.0	5	0	0	3	9	1	0	0	0	0	0	0	0	9-0	9-1	0	2.26
Feb 25	vs Fairleigh Dickinson	7.0	6	1	1	2	7	0	0	0	0	0	0	0	0	6-1	10-1	0	2.13
Feb 25	at Chattanooga	6.0	12	6	5	3	2	0	0	0	0	0	1	0	0	3-6	10-2	0	2.43
Feb 26	vs Northwestern State	7.0	8	8	8	4	9	1	0	2	1	0	1	0	0	9-8	11-2	0	2.90
Mar 01	CHRISTIAN BROTHER	5.0	1	0	0	0	3	0	0	0	0	0	0	0	0	8-0	12-2	0	2.74
Mar 03	vs Nicholls State	7.0	8	4	3	3	3	0	0	1	0	0	1	1	0	5-4	13-2	0	2.76
Mar 03	vs Austin Peay	7.0	6	2	2	4	7	0	0	1	0	0	1	0	0	4-2	14-2	0	2.70
Mar 04	vs Miss. Valley State	7.0	3	1	1	1	6	0	0	0	1	0	1	0	0	5-1	15-2	0	2.59
Mar 05	at Ole Miss	6.0	13	10	8	3	4	2	0	0	0	0	1	0	0	7-10	15-3	0	2.95
Mar 09	at UC Riverside	6.0	11	6	6	2	6	3	0	0	0	0	0	0	0	4-6	15-4	0	3.15
Mar 09	at UC Riverside	6.0	11	8	4	3	2	0	0	0	0	0	1	0	0	4-8	15-5	0	3.22
Mar 10	vs Maryland	7.0	7	2	2	2	1	2	0	0	0	0	0	2	0	8-2	16-5	0	3.16
Mar 11	vs Iona	7.0	11	10	7	7	3	0	0	3	0	0	0	1	0	14-10	17-5	0	3.35
Mar 11	vs Weber State	6.0	13	7	6	2	0	2	0	1	0	0	0	0	0	5-7	17-6	0	3.50
Mar 18	SAMFORD	7.0	4	2	2	1	6	0	0	2	0	0	1	0	0	1-2	17-7	0	3.43
Mar 18	WESTERN ILLINOIS	7.0	1	1	0	4	7	0	0	0	0	0	0	1	0	4-1	18-7	0	3.28
Mar 19	SAMFORD	7.0	8	2	2	1	5	1	0	0	0	0	0	0	0	3-2	19-7	0	3.23
Mar 19	WESTERN ILLINOIS	8.0	6	3	2	0	4	0	0	1	1	0	0	0	0	4-3	20-7	0	3.16
*Mar 25	at Jacksonville State	6.0	6	4	4	4	2	0	0	2	0	0	0	2	0	0-4	20-8	0	3.21
*Mar 25	at Jacksonville State	7.0	11	5	3	2	3	1	0	1	1	0	1	0	0	7-5	21-8	0	3.20
*Mar 26	at Tennessee Tech	7.0	7	5	2	0	3	2	0	2	1	0	0	0	0	6-5	22-8	1	3.16
*Mar 26	at Tennessee Tech	7.0	6	2	2	0	3	0	0	0	0	0	0	0	0	10-2	23-8	1	3.12
Mar 29	MIDDLE TENNESSEE	7.0	6	3	3	3	3	0	0	1	0	0	0	1	0	5-3	24-8	2	3.11
*Apr 01	at SIUE	6.0	8	5	5	3	1	1	0	0	0	0	4	3	0	0-5	24-9	2	3.19
*Apr 01	at SIUE	7.0	4	3	2	4	7	0	1	0	0	0	2	0	0	7-3	25-9	2	3.15
Apr 04	MEMPHIS	7.0	9	5	3	4	3	4	0	0	1	0	0	0	0	4-5	25-10	2	3.15
Apr 04	MEMPHIS	7.0	11	6	3	1	5	0	0	1	1	0	1	0	0	2-6	25-11	2	3.14
*Apr 08	MURRAY STATE	7.0	9	5	5	2	2	1	0	1	0	0	0	1	0	4-5	25-12	2	3.20
*Apr 08	MURRAY STATE	7.0	7	4	4	2	7	1	0	2	0	0	0	0	0	6-4	26-12	2	3.22
*Apr 09	AUSTIN PEAY	7.0	1	0	0	1	6	0	0	0	0	0	1	0	0	4-0	27-12	2	3.13
*Apr 09	AUSTIN PEAY	7.0	6	2	2	2	2	1	0	1	1	0	0	0	0	8-2	28-12	2	3.10
Apr 11	at Evansville	7.0	6	2	2	1	7	0	1	1	0	0	1	0	0	7-2	29-12	2	3.07
Apr 11	at Evansville	7.0	5	1	0	1	8	0	0	0	0	0	0	0	0	3-1	30-12	2	3.00
*Apr 14	at Eastern Illinois	6.0	6	3	2	0	0	1	0	0	0	0	0	0	0	1-3	30-13	2	2.98
*Apr 14	at Eastern Illinois	7.0	6	1	1	0	3	0	0	1	0	0	0	1	0	3-1	31-13	2	2.93
Apr 18	OLE MISS	7.0	13	7	7	1	1	2	0	0	1	0	3	0	0	2-7	31-14	2	3.03
*Apr 22	EASTERN KENTUCKY	7.0	11	3	1	1	1	3	0	1	2	1	0	0	0	7-3	32-14	2	2.98
Apr 26	KENTUCKY	7.0	10	8	6	4	3	0	0	1	0	0	0	0	0	2-8	32-15	2	3.05
*Apr 29	at Belmont	8.0	7	4	3	4	1	0	0	1	1	0	1	1	0	6-4	33-15	2	3.04
*Apr 29	at Belmont	7.0	9	5	5	2	6	1	0	1	0	0	2	0	0	8-5	34-15	2	3.08
*Apr 30	at Tennessee State	5.0	4	0	0	1	5	2	0	0	0	0	0	0	0	8-0	35-15	2	3.04
*May 6	SOUTHEAST MISSOURI	7.0	11	7	7	4	5	1	0	1	0	0	0	0	0	0-7	35-16	2	3.12
*May 6	SOUTHEAST MISSOURI	7.0	5	2	2	1	10	0	0	0	0	0	1	0	0	8-2	36-16	2	3.10
May 10	vs Tennessee Tech	7.0	2	0	0	1	8	0	0	0	0	0	0	1	0	1-0	37-16	2	3.03
May 11	vs SIUE	7.0	2	2	1	3	2	0	0	0	0	0	0	0	0	1-2	37-17	2	2.99
May 12	vs Belmont	7.0	3	0	0	5	10	1	0	0	1	0	1	0	0	4-0	38-17	2	2.94
May 12	vs Eastern Kentucky	7.0	4	3	3	2	3	0	0	1	0	0	1	0	0	5-3	39-17	2	2.94
May 13	vs SIUE	7.0	14	7	6	1	2	4	0	1	0	0	1	1	0	1-7	39-18	2	2.99
May 16	at Georgia State	6.0	6	6	6	6	1	0	0	2	0	0	0	2	0	5-6	39-19	2	3.06
May 17	vs Alabama State	7.0	7	3	2	0	1	1	0	0	1	0	1	0	0	0-3	39-20	2	3.04
Totals		394.0	394	208	171	127	253	43	5	37	14	1	33	19	0	314-208	39-20	2	3.04

SEASON SUMMARY

Score by innings	1	2	3	4	5	6	7	8	Total
UT Martin	49	43	59	32	52	48	28	3	314
Opponents	45	21	29	47	24	24	18	0	208

Record when ...

Overall	39-20	After 4 leading	27-1
Conference	13-5 trailing	5-14
Non-Conference	26-15 tied	7-5
Home games	10-7	After 5 leading	26-1
Away games	11-8 trailing	4-16
Neutral site	18-5 tied	4-3
Day games	37-17	After 6 leading	26-0
Night games	2-3 trailing	1-19
vs Left starter	7-5 tied	5-1
vs Right starter	32-15		
1-Run games	7-6	Hit 0 home runs	18-16
2-Run games	9-3	... 1 home run	14-3
5+Run games	15-5	... 2+ home runs	7-1
Extra innings	2-0		
Shutouts	9-4	Opponent 0 home runs	19-11
	 1 home run	16-6
Scoring 0-2 runs	2-12 2+ HRs	4-3
..... 3-5 runs	13-7		
..... 6-9 runs	18-1	Made 0 errors	16-4
..... 10+ runs	6-0 1 error	12-11
	 2+ errors	11-5
Opponent 0-2 runs	22-2		
..... 3-5 runs	14-7	Opp. made 0 errors	6-9
..... 6-9 runs	2-10 1 error	11-5
..... 10+ runs	1-1 2+ errors	22-6
Scored in 1st inning	20-4		
Opp. scored in 1st	9-13	Out-hit opponent	28-4
Scores first	27-4	Out-hit by opponent	9-14
Opp. scores first	12-16	Hits are tied	2-2

Record when team scores:

Runs	0	1	2	3	4	5	6	7	8	9	10+
W-L	0-4	2-4	0-4	3-1	5-4	5-2	4-0	4-1	8-0	2-0	6-0

Record when opponent scores:

Runs	0	1	2	3	4	5	6	7	8	9	10+
W-L	9-0	5-0	8-2	6-3	5-1	3-3	1-4	0-4	1-2	0-0	1-1

Record when leading after:

Inn.	1	2	3	4	5	6
W-L	18-1	26-2	26-3	27-1	26-1	26-0

Record when trailing after:

Inn.	1	2	3	4	5	6
W-L	8-12	7-16	5-15	5-14	4-16	1-19

Record when tied after:

Inn.	1	2	3	4	5	6
W-L	13-7	6-2	8-2	7-5	4-3	5-1

Current losing streak: 3

Longest winning streak: 7

Longest losing streak: 3

Home attendance : 3128 (17 dates avg = 184)

Away attendance : 10699 (40 dates avg = 267)

Total attendance: 13827 (57 dates avg = 242)

SEASON/CAREER STATS

Record: 39-20 Home: 10-7 Away: 11-8 Neutral: 18-5 Ohio Valley: 13-5

Player	SEASON										CAREER																	
	Avg	G-GS	AB	R	H	2B	3B	HR	RBI	BB	Hbp	SO	Sb	Att	Avg	G-GS	AB	R	H	2B	3B	HR	RBI	BB	Hbp	SO	Sb	Att
17 Carly Gonzales	.376	58-58	170	53	64	12	3	2	22	34	14	22	41	47	.354	205-195	607	146	215	44	7	11	94	90	22	64	88	102
9 Jodie Duncan	.360	59-59	178	24	64	10	0	9	48	8	8	12	2	3	.304	150-137	405	38	123	25	0	11	81	31	11	30	6	8
32 Renate Meckl	.326	46-44	132	34	43	9	2	4	19	11	5	19	16	17	.280	174-158	439	85	123	22	2	18	65	58	16	91	28	36
14 Savannah Dodson	.322	59-59	143	33	46	5	1	2	15	17	4	32	27	33	.249	151-132	317	64	79	7	3	3	27	33	8	72	53	66
22 Lauren Myers	.304	59-56	181	28	55	5	1	1	26	13	1	32	14	18	.277	108-102	311	51	86	12	2	1	41	23	1	57	25	34
24 Gracyn McBride	.268	49-46	127	12	34	7	0	7	34	16	3	21	1	1	.269	88-75	201	18	54	10	1	10	45	26	4	32	1	1
23 Aeron Smith	.261	54-51	142	13	37	5	0	1	22	10	3	10	2	4	.242	117-103	289	24	70	7	0	4	46	17	7	25	3	6
3 Alli Fulcher	.251	59-59	175	29	44	4	1	6	29	15	2	33	2	4	.248	111-111	326	43	81	13	1	10	49	30	2	52	7	9
6 Rachel Williams	.250	58-55	160	26	40	8	2	2	38	14	8	29	10	12	.252	56-53	155	25	39	8	2	2	38	14	8	29	10	11
11 Jessie Douglas	.222	28-22	63	16	14	1	0	0	7	6	1	15	2	2	.252	50-37	103	25	26	4	0	0	8	7	1	24	3	3
13 Alicia Hansen	.194	55-10	31	19	6	1	0	1	4	2	0	10	22	32	.223	150-100	287	61	64	14	2	9	43	24	6	73	51	66
44 Reid Ballard	.167	22-12	36	0	6	0	0	0	2	6	1	5	0	0	.167	22-12	36	0	6	0	0	0	2	6	1	5	0	0
2 Gabby Zizzi	1.000	51-0	1	18	1	0	0	0	0	2	0	0	8	10	1.000	49-0	1	17	1	0	0	0	0	2	0	0	7	9
1 x-Kaitlyn Martin	.400	6-0	5	0	2	0	0	0	1	1	0	2	0	0	.400	6-0	5	0	2	0	0	0	1	1	0	2	0	0
7 Allison Evans	.000	3-0	2	1	0	0	0	0	1	0	0	0	0	0	.000	3-0	2	1	0	0	0	0	1	0	0	0	0	0
55 Seeley Layne	.000	18-3	0	0	0	0	0	0	0	0	0	0	0	0	.000	17-3	0	0	0	0	0	0	0	0	0	0	0	0
5 x-Alyssa Vanlandingham	.000	2-2	0	0	0	0	0	0	0	0	0	0	0	0	.000	5-2	0	0	0	0	0	0	0	0	0	0	0	0
12 Samantha Scott	.000	15-8	0	0	0	0	0	0	0	0	0	0	0	0	.000	14-8	0	0	0	0	0	0	0	0	0	0	0	0
4 Sara Hooten	.000	24-15	0	0	0	0	0	0	0	0	0	0	0	0	.000	23-14	0	0	0	0	0	0	0	0	0	0	0	0
8 Alexa Combs	.000	21-0	0	8	0	0	0	0	0	0	0	0	1	1	.000	30-0	1	11	0	0	0	0	0	0	0	1	2	2
27 Brooke Kennedy	.000	34-31	0	0	0	0	0	0	0	0	0	0	0	0	.000	65-40	8	1	0	0	0	0	0	2	0	4	0	0
Totals	.295	59-59	1546	314	456	67	10	35	268	155	50	242	148	184														
Opponents	.260	59-59	1515	208	394	43	5	37	193	127	33	253	48	68														

(All games Sorted by Earned run avg)

Player	SEASON													CAREER												
	ERA	W-L	App	GS	CG	Sho	Sv	IP	H	R	ER	BB	SO	ERA	W-L	App	GS	CG	Sho	Sv	IP	H	R	ER	BB	SO
4 Sara Hooten	2.57	8-5	24	15	7	1	0	100.2	93	45	37	33	63	2.59	8-4	23	14	7	1	0	94.2	88	43	35	33	62
27 Brooke Kennedy	2.88	23-8	34	31	21	5	1	189.2	174	94	78	56	144	2.46	51-25	113	72	48	12	6	512.2	466	218	180	166	423
55 Seeley Layne	3.36	3-2	18	3	0	0	1	41.2	49	23	20	9	23	3.50	3-2	17	3	0	0	1	40.0	49	23	20	8	23
12 Samantha Scott	4.07	4-5	15	8	2	0	0	53.1	73	41	31	25	16	4.15	4-5	14	8	2	0	0	52.1	71	40	31	25	16
5 x-Alyssa Vanlandingham	4.04	1-0	2	2	1	1	0	8.2	5	5	5	4	7	3.45	5-4	16	14	6	2	0	69.0	82	45	34	31	32
Totals	3.04	39-20	59	59	31	9	2	394.0	394	208	171	127	253													

Starting Lineup By Position
(Team W-L record when starter)

PITCHER:			
27 Brooke Kennedy	31	(22-9)	
4 Sara Hooten	15	(10-5)	
12 Samantha Scott	8	(3-5)	
55 Seeley Layne	3	(2-1)	
5 x-Alyssa Vanlandin	2	(2-0)	
CATCHER:			
23 Aeron Smith	39	(25-14)	
32 Renate Meckl	20	(14-6)	
FIRST BASE:			
24 Gracyn McBride	37	(24-13)	
11 Jessie Douglas	22	(15-7)	
SECOND BASE:			
14 Savannah Dodson	59	(39-20)	
THIRD BASE:			
9 Jodie Duncan	59	(39-20)	
SHORTSTOP:			
3 Alli Fulcher	59	(39-20)	
LEFT FIELD:			
22 Lauren Myers	55	(37-18)	
6 Rachel Williams	3	(2-1)	
32 Renate Meckl	1	(0-1)	
CENTER FIELD:			
17 Carly Gonzales	58	(39-19)	
22 Lauren Myers	1	(0-1)	
RIGHT FIELD:			
6 Rachel Williams	52	(34-18)	
13 Alicia Hansen	5	(4-1)	
32 Renate Meckl	2	(1-1)	
DESIGNATED HITTER:			
32 Renate Meckl	21	(14-7)	
44 Reid Ballard	12	(8-4)	
23 Aeron Smith	12	(8-4)	
24 Gracyn McBride	9	(6-3)	
13 Alicia Hansen	5	(3-2)	

MISCELLANEOUS STATS

Multiple Hit Games	2	3	4	5+	Total
17 Carly Gonzales	19	1	-	-	20
9 Jodie Duncan	16	1	1	-	18
22 Lauren Myers	10	3	-	-	13
14 Savannah Dodson	11	-	-	-	11
6 Rachel Williams	8	1	-	-	9
32 Renate Meckl	6	1	2	-	9
3 Alli Fulcher	8	-	-	-	8
23 Aeron Smith	7	-	-	-	7
24 Gracyn McBride	5	1	-	-	6
11 Jessie Douglas	3	-	-	-	3
13 Alicia Hansen	1	-	-	-	1
44 Reid Ballard	1	-	-	-	1
TEAM	95	8	3	0	106

Multiple RBI Games	2	3	4	5+	Total
24 Gracyn McBride	6	4	-	-	10
9 Jodie Duncan	4	3	3	-	10
6 Rachel Williams	5	2	2	-	9
3 Alli Fulcher	3	2	1	-	6
17 Carly Gonzales	4	1	-	-	5
23 Aeron Smith	3	-	1	-	4
14 Savannah Dodson	4	-	-	-	4
32 Renate Meckl	4	-	-	-	4
22 Lauren Myers	3	-	-	1	4
11 Jessie Douglas	1	1	-	-	2
13 Alicia Hansen	-	1	-	-	1
TEAM	37	14	7	1	59

Hitting Streaks	Longest	Current
17 Carly Gonzales	12	3
23 Aeron Smith	9	-
32 Renate Meckl	9	1
9 Jodie Duncan	8	-
6 Rachel Williams	8	-
3 Alli Fulcher	8	4
22 Lauren Myers	7	2
14 Savannah Dodson	5	3
24 Gracyn McBride	4	-
11 Jessie Douglas	3	-
13 Alicia Hansen	3	-
44 Reid Ballard	2	-

Reached Base Streaks	Longest	Current
17 Carly Gonzales	33	33
6 Rachel Williams	15	-
23 Aeron Smith	13	-
32 Renate Meckl	12	2
9 Jodie Duncan	11	9
14 Savannah Dodson	8	3
3 Alli Fulcher	8	4
22 Lauren Myers	7	3
24 Gracyn McBride	7	-
11 Jessie Douglas	5	-
13 Alicia Hansen	4	-
44 Reid Ballard	3	1

STARTERS SUMMARY

Player	GS	Position											Batting Order								
		p	c	1b	2b	3b	ss	lf	cf	rf	of	dh	1st	2nd	3rd	4th	5th	6th	7th	8th	9th
9 Jodie Duncan	57	57	1	.	3	26	24	1	2	.
3 Alli Fulcher	57	57	24	24	6	3	.
14 Savannah Dod	57	.	.	.	57	5	52
17 Carly Gonzales	56	56	.	.	.	56
22 Lauren Myers	54	53	1	.	.	.	1	51	.	.	.	2	.	.	.
6 Rachel Williams	53	3	.	50	25	13	1	2	12	.	.
23 Aeron Smith	49	.	37	12	2	5	31	11	.
24 Gracyn McBrid	44	.	.	35	9	.	.	31	.	4	.	4	5	.
32 Renate Meckl	42	.	20	1	.	2	.	19	.	.	.	40	.	.	.	2	.
27 Brooke Kenned	30	30
11 Jessie Douglas	22	.	.	22	1	.	.	.	1	18	2
4 Sara Hooten	14	14
44 Reid Ballard	12	12	12	.
13 Alicia Hansen	10	5	.	5	.	.	.	1	.	.	2	4	3
12 Samantha Scot	8	8
55 Seeley Layne	3	3
5 x-Alyssa Vanlan	2	2



RECORD BOOK
SKYHAWKS

OVC PLAYER OF THE YEAR

Leah Taylor (OF)	2012
Megan Williams (OF)	2010

OVC PITCHER OF THE YEAR

Chelsea Jones (P)	2012
Paij Lintz (P)	2010

OVC COACH OF THE YEAR

Donley Canary	2012
Donley Canary	2010

OVC FRESHMAN OF THE YEAR

Carly Gonzales (OF)	2014
Amanda Brandenburg (P/OF)	2011
Jenny Bain (IF)	2009
Ashley Benbow (OF)	2007

FIRST TEAM ALL OVC

Carly Gonzales (OF)	2017
Jodie Duncan (INF)	2017
Kenzi Tate (UTL)	2015
Kenzi Tate (UTL)	2013
Leah Taylor (OF)	2012
Lauren Smith (INF)	2012
Chelsea Jones (P)	2012
Jenny Bain (SS)	2012
Amanda Brandenburg	2011
Paij Lintz (P)	2010
Laurie Lindow (C)	2010
Jenny Bain (SS)	2010
Laura Roberts (OF)	2010
Megan Williams (OF)	2010
Kate Vanderham (P)	2010
Jenny Bain (IF)	2009
Megan Williams (OF)	2009
Ashley Benbow (OF)	2007
Savannah Roberts (C)	2006
Justine Pineda (OF)	2006
Kristin Runyan (IF)	2005
Megan Mizell (UTL)	2005
Jennifer Young (LF)	2004
Nicole Davis (UTL)	2003
Kristin Runyan (IF)	2003
Melissa Rudy (UTL)	2000
Jessica Crosser (UTL)	1998
Jessica Crosser (UTL)	1997
Paige Cook (UTL)	1995

SECOND TEAM ALL OVC

Brooke Kennedy (P)	2017
Aeron Smith (C)	2017
Carly Gonzales (OF)	2016
Katie Warrick (UTL)	2016
Carly Gonzales (OF)	2014
Leah Taylor (OF)	2013
Lauren Smith (INF)	2013
Kayla Wade (OF)	2012
Leah Taylor (2B)	2011
Megan Van Arsdale (INF)	2010

Laura Roberts (OF)	2009
Ashley Benbow (OF)	2008
Paij Lintz (P)	2008
Megan Williams (OF)	2008
Savannah Roberts (C)	2007
Brandy Whalen (OF)	2006
Nicole Davis (P)	2005
Brandy Whalen (OF)	2005
Nicole Davis (P)	2004
Kristin Runyan (SS)	2004
Sarah Daws (C)	2003
Kendra Kosco (P)	2003
Meredith Ramsey (OF)	2003
Kendra Kosco (P)	2002
Angela Baize (OF)	2002
Amy Harclerode (UTL)	2002
Jennifer Robison (IF)	2001
April Leatherwood (IF)	2001
Jessica Crosser (P)	1998
Jennifer Robison (UTL)	1998
Paige Cook (IF)	1997
Janee' Heath (IF)	1996
Paige Cook (UTL)	1996
Cindy Sturgill (C)	1996
Janee' Heath (C)	1995
Bridgette Baker (OF)	1995

ALL OVC HONORABLE MENTION

Angela Baize (OF)	2003
Stephanie Paris (IF)	2002
Sarah Daws (C)	2002
Jennifer Herron (OF)	2001
Misty Miles (SS)	2000
Tracy Fryer (P)	2000
Jessica Crosser (P)	1997
Bridgette Baker (OF)	1997
Kim Rucker (OF)	1996
Danelle Kimes (IF)	1995

OVC ALL NEWCOMER

Katie Warrick (UTL)	2016
Alicia Hansen (OF)	2015
Carly Gonzales (OF)	2014
Deven Wilson (C)	2013
Lauren Smith (INF)	2012
Casey Vincent (P)	2012
Leah Taylor (2B)	2011
Amanda Brandenburg (P/OF)	2011
Stephanie Nidiffer (P/IF)	2011
Kate Vanderham (P)	2010
Kalah Mathis (OF)	2010
Jordan Garrett (OF)	2010
Jenny Bain (IF)	2009
Chelsea Cary (IF)	2008
Ashley Benbow (OF)	2007
Paij Lintz (P)	2007
Laura Roberts (IF)	2007
Justine Pineda (OF)	2006
Savannah Roberts (C)	2006
Ashley Myatt (P)	2006
Ashton Strode (P)	2006

OVC TOURNAMENT MVP

Chelsea Jones (P)	2012
Kara Harper (P)	2009

OVC ALL TOURNAMENT

Brooke Kennedy	2017
Jodie Duncan	2017
Kenzi Tate	2013
Lauren Smith	2013
Kayla Wade	2013
Chelsea Jones	2012
Jenny Bain	2012
Becca Williams	2012
Kayla Wade	2012
Megan Latimer	2011
Megan Van Arsdale	2010
Laurie Lindow	2010
Kate Vanderham	2010
Kara Harper	2009
Laurie Lindow	2009
Savannah Roberts	2009
Megan Van Arsdale	2009
Brittany Nash	2007
Christa Webb	2006
Nicole Davis	2005
Kristin Runyan	2005
Fallon Lowery	2005
Jennifer Young	2004
Angela Baize	2004
Allison Buckley	2004
Nicole Davis	2004
Meredith Ramsey	2002
Paige Cook	1997
Jessica Crosser	1997
Paige Cook	1996
Danelle Kimes	1994

**COSIDA CAPITAL ONE
ACADEMIC ALL AMERICAN**

Leah Taylor	2013
Leah Taylor	2012

EASTON FASTPITCH ALL AMERICAN

Leah Taylor	2012
-------------------	------

**NATIONAL FASTPITCH COACHES ASSOCIATION
NFCA DIVISION 1 ALL REGION TEAM**

Kenzi Tate	2013
Leah Taylor	2012
Chelsea Jones	2012

**ESPN THE MAGAZINE
ACADEMIC ALL DISTRICT TEAM**

Laura Roberts	2009
---------------------	------

OVC COMMISSIONER'S HONOR ROLL

2016-17 (14) Reid Ballard Savannah Dodson Jessie Douglas Jodie Duncan Allison Evans Alli Fulcher Carly Gonzales Alicia Hansen Sara Hooten Brooke Kennedy Renate Meckl Lauren Myers Rachel Williams Gabby Zizzi	Kenzi Tate Casey Vincent Bella Zizzi	2011-12 (8) Jenny Bain Lindsey Feigl Chelsea Jones Carter Mansolino Samantha McClure Kenzi Tate Leah Taylor Kayla Wade	Paij Lintz Greer Long Laura Roberts Destiny Tite Megan Van Arsdale Victoria Wolaver	Brandy Whalen	2001-02 (5) Angela Baize Beth Buttrey Beth Elliott Kendra Kosco Andrea Rushing	1995-96 (11) Bridgett Baker Cherity Berry Crystal Gook Jessica Crosser Janee Heath Kimberly Jones Kristy Jones Sherri Pollard Cynthia Sturgill Tammy Turner Rhonda White
2015-16 (11) Savannah Dodson Jessie Douglas Jodie Duncan Carly Gonzales Brooke Graham Alicia Hansen Brooke Kennedy Renate Meckl Lauren Myers Aeron Smith Katie Warrick	2013-14 (17) Jessie Britt Kelsey Dixon Lindsey Feigl Gabby Glenn Taylor Jerrick Brooke Kennedy Juli Layne Taylor Manning Samantha McClure Renate Meckl Stephanie Nidiffer Lauren Smith Kenzi Tate Casey Vincent Kayla Wade Deven Wilson Bella Zizzi	2010-11 (10) Alexa Alfaro Jenny Bain Chelsea Cary Megan Gray Chelsea Jones Alana Kramer Megan Latimer Morgan Lewis Leah Taylor Becca Williams	2007-08 (13) Chelsea Cary Kelsey Davis Kara Harper Amber Hayes Megan Latimer Paij Lintz Riley Pace Laura Roberts Megan Van Arsdale	2004-05 (10) Maghan Brown Allison Buckley Kristin Hogan Ashley Ruggles Kristin Runyan Kelly Swafford Christa Webb Emily Webb Brandy Whalen Jennifer Young	2000-01 (6) Angela Baize Beth Elliott Molly McKinney Jordan Myers Andrea Rushing Courtney Wilson	1994-95 (9) Laura Chambers Paige Cook Tiffany Craig Janee Heath Melanie Hix Danielle Kimes Sherri Pollard Tammy Turner Rhonda White
2014-15 (15) Kayla Blanco Kelsey Dixon Savannah Dodson Jodie Duncan Lindsey Feigl Carly Gonzales Alicia Hansen Brooke Kennedy Sam McClure Renate Meckl Aeron Smith Lauren Smith	2012-13 (16) Jessie Britt Kelsey Dixon Lindsey Feigl Autumn Glenn Morgan Lewis Samantha McClure Stephanie Nidiffer Katie Reiff Rachel Scrum Lauren Smith Kenzi Tate Leah Taylor Casey Vincent Kayla Wade Becca Williams Deven Wilson	2009-10 (11) Jenny Bain Chelsea Cary Jessica Gourdiere Chelsea Jones Megan Latimer Paij Lintz Kalah Mathis Laura Roberts Destiny Tite Megan Williams Tori Wolaver	2006-07 (13) Brittany Burkett Kara Harper Paij Lintz Greer Long Lauren Manna Brittany Nash Riley Pace Laura Roberts Ashton Strobe Holly Templeton Megan Van Arsdale Stacey Weaver Megan Williams	2003-04 (13) Angela Baize Allison Buckley Bethany Buttrey Sarah Daws Ashley Ruggles Kristin Runyan Meagen Sturdivant Kelly Swafford Holly Templeton Christa Webb Emily Webb Brandy Whalen Jennifer Young	1999-00 (3) Magen Darby Alicia Haley Melissa Rudy	1993-94 (9) Bridette Baker Paige Cook Tiffany Craig Nicole Glass Kimberly Jones Kristy Jones Danielle Kimes Tammy Turner Rhonda White
		2008-09 (12) Chelsea Cary Erica Duke Jessica Gourdiere Tera Gwaltney Chelsea Jones Megan Latimer	2005-06 (9) Maghan Brown Allison Buckley Kara Harper Ashley Myatt Riley Pace Holly Templeton Stacey Weaver Christa Webb	2002-03 (12) Angela Baize Allison Buckley Bethany Buttrey Megan Dempsey Kristin Hogan Kendra Kosco Linsey Moffitt Meredith Ramsey Kristin Runyan Andrea Rushing Kelly Swafford Brandy Whalen	1998-99 (5) Niki Foster Alicia Haley Jenny Sue Henry Mary Jerman Missy Rudy	
				1997-98 (3) Jessica Crosser Alicia Haley Sherri Pollard	1996-97 (6) Bridgette Baker Cherity Berry Crystal Cook Alicia Haley Sheri Pollard Rhonda White	

UT MARTIN HALL OF FAME MEMBERS

Jessica Crosser (1996-98) • Inducted 2003

Crosser, from Waverly, Tenn., played softball at UT Martin from 1996-98. In her career she became highly decorated from the Ohio Valley Conference. She was named to the 1996 OVC All-Tournament Team, 1997 All-OVC First Team as a utility player and honorable mention as a pitcher, the 1997 All-OVC Tournament team as a pitcher, along with the 1998 All-OVC First Team as a utility player and second team as a pitcher. She sports a career .341 batting average and finished her career as the holder of three single-season records, all set in 1998. Crosser ended her career with the highest single-season batting average (.341), runs scored (28), and strikeouts (93).

Janee' Heath (1995-96) • Inducted 2006

Heath, from Mayfield, Ky., played for UT Martin from 1995-96. When Heath finished her career she was the second all-time home run leader in program history with 16 in addition to holding a program record slugging percentage of .711. Heath also still ranks among the career top-10 in singles (112), runs batted in (53) and extra base hits (33).

Kendra Kosco (2002-03) • Inducted 2009

Kosco, from Herrin, Ill., played for head coach Donley Canary from 2002-03. She was a two-time All-Ohio Valley Conference selection and a two-time member of the OVC Commissioner's Honor Roll. Kosco, who was a pitcher, graduated holding the program record for most career strikeouts (304 in only two seasons), best win-loss percentage (.596) and lowest earned run average.

Nicole Davis (2002-05) • Inducted 2012

Davis played softball for head coach Donley Canary from 2002-05. She was named All-Ohio Valley Conference three consecutive years (2003-2005) and OVC All-Tournament in 2004. She ranks in the top 10 in most all career offensive statistics categories, including games played, at bats, hits, doubles, RBIs, total bases, slugging percentage, walks, extra base hits, home runs, victories, games started, ERA, winning percentage, strikeouts, saves and appearances.

Kristen Runyan (2003-05) • Inducted 2013

Runyan played at UT Martin from 2003-05 under head coach Donley Canary. A 5-4 infielder from Overland Park, Kan., she captured All-Ohio Valley Conference accolades in all three seasons as a Skyhawk, including a pair of first team mentions. She graduated UT Martin as the program's all-time leader in runs scored (93), home runs (21) and walks (50) while ranking second on the list with 83 runs batted in and 239 total bases. She helped the Skyhawks tally 94 victories in three seasons, including a then-school record 40 wins in 2005.

Megan Williams (2007-10) • Inducted 2017

Williams played at UT Martin from 2007-10 under head coach Donley Canary. She was named the program's first-ever OVC Player of the Year in 2010. A three-time All-OVC honoree, she helped lead UT Martin to its first-ever NCAA Tournament appearance in 2009 and first-ever OVC championship in 2010. The slugging outfielder graduated as the program's all-time leader in hits (236), triples (11) and total bases (371) while her 72 hits and 124 total bases in 2010 were also Skyhawk single-season records.

BATTING AVERAGE

1994	PAIGE COOK	.292
1995	JANEE' HEATH	.372
1996	JANEE' HEATH	.303
1997	BRIDGETTE BAKER	.336
1998	JESSICA CROSSER	.394
1999	AMY HARCLERODE	.240
2000	ANDREA RUSHING	.333
2001	MISTY MILES	.278
2002	AMY HARCLERODE	.317
2003	ANGELA BAIZE	.354
2004	JENNIFER YOUNG	.398
2005	MEGAN MIZELL	.378
2006	JUSTIN PINEDA	.335
2007	ASHLEY BENBOW	.353
2008	KARA HARPER	.353
2009	MEGAN WILLIAMS	.343
2010	MEGAN WILLIAMS	.375
2011	AMANDA BRANDENBURG	.333
2012	LEAH TAYLOR	.385
2013	KENZI TATE	.359
2014	CARLY GONZALES	.323
2015	KENZI TATE	.345
2016	CARLY GONZALES	.372
2017	CARLY GONZALES	.376

SLUGGING PERCENTAGE

1993	LORI DEVERELL	.452
1995	JANEE' HEATH	.711
1996	CINDY STURGILL	.646
1997	JESSICA CROSSER	.461
1998	JESSICA CROSSER	.575
1999	AMY HARCLERODE	.322
2000	JENNIFER HERRON	.421
2001	MISTY MILES	.381
2002	AMY HARCLERODE	.467
2003	SARAH DAWS	.519
2004	JENNIFER YOUNG	.657
2005	MEGAN MIZELL	.573
2006	JUSTINE PINEDA	.511
2007	ASHLEY BENBOW	.542
2008	BLAVN BOLLMAN	.464
2009	JENNY BAIN	.598
2010	BECCA WILLIAMS	.684
2011	AMANDA BRANDENBURG	.564
2012	LEAH TAYLOR	.630
2013	KENZI TATE	.659
2014	DEVEN WILSON	.468
2015	KENZI TATE	.628
2016	KATIE WARRICK/GRACYN MCBRIE	.512
2017	JODIE DUNCAN	.567

HITS

1993	LORI DEVERELL	23
	JENNIFER DEVERELL	23
1994	PAIGE COOK	38
1995	JANEE' HEATH	45
	PAIGE COOK	45
1996	PAIGE COOK	41
1997	BRIDGETTE BAKER	49
1998	JESSICA CROSSER	50
1999	AMY HARCLERODE	29
2000	MELISSA RUDY	35
2001	JENNIFER HERRON	37
2002	MEREDITH RAMSEY	46
2003	KRISTIN RUNYAN	39
2004	JENNIFER YOUNG	72
2005	MEGAN MIZELL	54
	BRANDY WHALEN	54
2006	JUSTINE PINEDA	59
2007	ASHLEY BENBOW	67
2008	ASHLEY BENBOW	60
2009	MEGAN WILLIAMS	68
2010	MEGAN WILLIAMS	72
2011	AMANDA BRANDENBURG	55
2012	LEAH TAYLOR	77
2013	KENZI TATE	61
2014	KAYLA WADE	54
2015	CARLY GONZALES	57
2016	CARLY GONZALES	61
2017	CARLY GONZALES/JODIE DUNCAN	64

RUNS SCORED

1994	BRIDGETTE BAKER	23
1995	CINDY STURGILL	26
1996	CINDY STURGILL	21
1997	RENEE TRULL	23
1998	JESSICA CROSSER	28
1999	ALICIA HALEY	7
	AMY HARCLERODE	7
2000	MISTY MILES	21
2001	JENNIFER HERRON	16

2002	MEREDITH RAMSEY	21
2003	KRISTIN RUNYAN	22
2004	JENNIFER YOUNG	40
2005	KRISTIN RUNYAN	32
2006	JUSTINE PINEDA	37
2007	BRITTANY NASH	36
2008	ASHLEY BENBOW	33
2009	JENNY BAIN	42
2010	JORDAN GARRETT	43
2011	LEAH TAYLOR	51
2012	LEAH TAYLOR	61
2013	LEAH TAYLOR	50
2014	KAYLA WADE	29
2015	CARLY GONZALES	41
2016	CARLY GONZALES	35
2017	CARLY GONZALES	53

RUNS BATTED IN

1994	PAIGE COOK	23
1995	JANEE' HEATH	34
1996	CINDY STURGILL	29
1997	APRIL LEATHERWOOD	23
1998	APRIL LEATHERWOOD	17
1999	AMY HARCLERODE	14
2000	APRIL LEATHERWOOD	20
2001	COURTNEY WILSON	18
2002	MEREDITH RAMSEY	28
2003	NICOLE DAVIS	23
2004	NICOLE DAVIS	35
2005	KRISTIN RUNYAN	34
2006	JUSTINE PINEDA	41
2007	SAVANNAH ROBERTS	36
2008	LAURIE LINDOW	31
2009	LAURA ROBERTS	42
2010	JENNY BAIN	45
2011	JENNY BAIN	37
2012	JENNY BAIN	54
2013	KENZI TATE	56
2014	DEVEN WILSON	27
2015	KENZI TATE	38
2016	KATIE WARRICK	41
2017	JODIE DUNCAN	48

DOUBLES

1994	KRISTY JONES	6
1995	BRIDGETTE BAKER	10
1996	CINDY STURGILL	10
1997	BRIDGETTE BAKER	13
1998	APRIL LEATHERWOOD	9
1999	AMY HARCLERODE	10
2000	MELISSA RUDY	8
	MISTY MILES	8
2001	SARAH DAWS	11
2002	MEREDITH RAMSEY	11
2003	KRISTIN RUNYAN	13
2004	JENNIFER YOUNG	14
2005	JENNIFER YOUNG	15
2006	JUSTINE PINEDA	12
	JENNIFER YOUNG	12
2007	ASHLEY BENBOW	14
2008	LAURIE LINDOW	12
2009	MEGAN WILLIAMS	13
	JENNY BAIN	13
2010	MEGAN VAN ARSDALE	12
	JENNY BAIN	12
2011	AMANDA BRANDENBURG	14
	JENNY BAIN	14
2012	JENNY BAIN	15
2013	KENZI TATE	12
2014	DEVEN WILSON	11
2015	CARLY GONZALES	18
2016	CARLY GONZALES	10
	ALLI FULCHER	10
2017	JODIE DUNCAN	10
	CARLY GONZALES	12

TRIPLES

1993	LORI DEVERELL	3
1994	BRIDGETTE BAKER	5
1995	CINDY STURGILL	3
1996	KIM JONES	2
1997	JESSICA CROSSER	4
1998	JESSICA CROSSER	4
1999	ALICIA HALEY	1
	APRIL LEATHERWOOD	1
2000	JENNIFER HERRON	2
	MISTY MILES	2
2001	ANGELA BAIZE	2
2002	KRISTIN HOGAN	2
2003	KRISTIN RUNYAN	3
	NICOLE DAVIS	3
2004	JENNIFER YOUNG	6

2005	5 TIED	2
2006	4 TIED	2
2007	ASHLEY BENBOW	8
2008	ASHLEY BENBOW	2
	MEGAN WILLIAMS	2
	LAURA ROBERTS	2
2009	MEGAN WILLIAMS	4
2010	JORDAN GARRETT	2
	CHELSEA CARV	2
2011	LEAH TAYLOR	7
2012	LEAH TAYLOR	10
2013	KAYLA WADE	8
2014	KAYLA WADE	3
2015	KENZI TATE	3
2016	4 TIED	1
2017	CARLY GONZALES	3

HOME RUNS

1994	RANDI SPURGEON	2
	KIM JONES	2
1995	JANEE' HEATH	10
1996	CINDY STURGILL	12
1997	APRIL LEATHERWOOD	3
1998	APRIL LEATHERWOOD	4
1999	APRIL LEATHERWOOD	1
2000	APRIL LEATHERWOOD	4
2001	MISTY MILES	2
2002	MEREDITH RAMSEY	5
2003	NICOLE DAVIS	4
	SARAH DAWS	4
	MEREDITH RAMSEY	4
2004	KRISTIN RUNYAN	8
2005	KRISTIN RUNYAN	10
	NICOLE DAVIS	10
2006	JUSTINE PINEDA	5
2007	LAURA ROBERTS	7
2008	ASHLEY BENBOW	4
2008	MEGAN WILLIAMS	4
2008	LAURA ROBERTS	4
2009	JENNY BAIN	14
2010	MEGAN WILLIAMS	13
2011	LEAH TAYLOR	10
2012	LAUREN SMITH	9
2013	KENZI TATE	13
2014	LAUREN SMITH	5
2015	KENZI TATE	9
2016	KATIE WARRICK	10
2017	JODIE DUNCAN	9

PITCHING APPEARANCES

1993	NIKKI STODDARD	14
	TIFFANY CRAIG	14
1994	TIFFANY CRAIG	21
	PAIGE COOK	21
1995	TIFFANY CRAIG	24
1996	PAIGE COOK	28
1997	JESSICA CROSSER	31
1998	JESSICA CROSSER	28
1999	MELISSA RUDY	38
2000	TRACY FRYER	23
2001	TRACY FRYER	34
2002	KENDRA KOSCO	31
2003	KENDRA KOSCO	24
2004	NICOLE DAVIS	29
2005	NICOLE DAVIS	26
2006	ASHLEY MYATT	32
2007	PAIJ LINTZ	30
	ASHLEY MYATT	30
2008	KARA HARPER	26
2009	KARA HARPER	31
2010	PAIJ LINTZ	38
2011	CHELSEA JONES	40
2012	CHELSEA JONES	47
2013	CASEY VINCENT	31
2014	ELIZABETH WIEGAND	31
2015	ELIZABETH WIEGAND	26
2016	BROOKE KENNEDY	36
2017	BROOKE KENNEDY	34

INNINGS PITCHED

1994	TIFFANY CRAIG	134.0
1995	TIFFANY CRAIG	136.1
1996	PAIGE COOK	152.0
1997	JESSICA CROSSER	160.1
1998	JESSICA CROSSER	140.0
1999	MELISSA RUDY	178.1
2000	TRACY FRYER	114.2
2001	MOLLY MCKINNEY	166.1
2002	KENDRA KOSCO	176.1
2003	KENDRA KOSCO	144.2
2004	NICOLE DAVIS	158.2
2005	NICOLE DAVIS	158.1

2006	ASHLEY MYATT	163.2
2007	ASHLEY MYATT	117.0
2008	KARA HARPER	135.0
2009	KARA HARPER	201.0
2010	PAIJ LINTZ	172.1
2011	CHELSEA JONES	162.1
2012	CHELSEA JONES	262.1
2013	CASEY VINCENT	176.2
2014	ELIZABETH WIEGAND	150.2
2015	ELIZABETH WIEGAND	135.2
2016	BROOKE KENNEDY	210.2
2017	BROOKE KENNEDY	189.2

STRIKEOUTS

1994	TIFFANY CRAIG	84
1995	PAIGE COOK	80
1996	PAIGE COOK	69
1997	JESSICA CROSSER	78
1998	JESSICA CROSSER	93
1999	MELISSA RUDY	63
2000	TRACY FRYER	78
2001	MOLLY MCKINNEY	82
2002	KENDRA KOSCO	192
2003	KENDRA KOSCO	112
2004	ALLISON BUCKLEY	80
2005	NICOLE DAVIS	153
2006	ASHTON STRODE	119
2007	ASHLEY MYATT	91
2008	KARA HARPER	94
2009	PAIJ LINTZ	104
2010	PAIJ LINTZ	174
2011	CHELSEA JONES	180
2012	CHELSEA JONES	199
2013	CASEY VINCENT	125
2014	ELIZABETH WIEGAND	84
2015	ELIZABETH WIEGAND	63
2016	BROOKE KENNEDY	175
2017	BROOKE KENNEDY	144

WINS

1994	PAIGE COOK	11
1995	PAIGE COOK	11
1996	PAIGE COOK	11
1997	JESSICA CROSSER	15
1998	JESSICA CROSSER	11
1999	MELISSA RUDY	3
2000	TRACY FRYER	10
2001	TRACY FRYER	6
2002	KENDRA KOSCO	16
2003	KENDRA KOSCO	12
2004	NICOLE DAVIS	17
2005	NICOLE DAVIS	17
2006	ASHLEY MYATT	14
2007	ASHLEY MYATT	9
2008	ASHTON STRODE	11
2009	KARA HARPER	20
2010	PAIJ LINTZ	25
2011	CHELSEA JONES	16
2012	CHELSEA JONES	28
2013	KENZI TATE	20
2014	ELIZABETH WIEGAND	11
2015	ELIZABETH WIEGAND	12
2016	BROOKE KENNEDY	17
2017	BROOKE KENNEDY	23

ERA

1997	JESSICA CROSSER	1.57
1998	JESSICA CROSSER	1.80
1999	MELISSA RUDY	7.58
2000	JENNIFER ROBISON	1.46
2001	TRACY FRYER	2.64
2002	KENDRA KOSCO	1.79
2003	NICOLE DAVIS	1.60
2004	ALLISON BUCKLEY	1.65
2005	NICOLE DAVIS	1.50
2006	KARA HARPER	1.97
2007	PAIJ LINT	1.74
2008	PAIJ LINTZ	2.31
2009	KARA HARPER	1.95
2010	KATE VANDERHAM	1.65
2011	CHELSEA JONES	2.24
2012	CHELSEA JONES	2.45
2013	AUTUMN GLENN	1.85
2014	BROOKE KENNEDY	1.96
2015	ELIZABETH WIEGAND	2.94
2016	BROOKE KENNEDY	2.16
2017	SARA HOOTEN	2.57

TEAM HITTING RECORDS

<u>GAMES</u>	<u>RUNS BATTED IN</u>
1.....63.....2007	1.....291.....2010
2.....62.....2009	2.....268.....2017
.....62.....2006	3.....255.....2009
4.....61.....2012	4.....241.....2004
.....61.....2004	5.....239.....2012

<u>BATTING AVERAGE</u>	<u>TOTAL BASES</u>
1......314.....1992	1.....774.....2010
2......311.....2010	2.....705.....2009
3......295.....2017	3.....664.....2007
4......277.....2015	4.....663.....2004
......277.....2009	5.....649.....2012

<u>AT BATS</u>	<u>SLUGGING PCT</u>
1.....1720.....2007	1......518.....2010
2.....1633.....2004	2......441.....2015
3.....1609.....2012	3......438.....2009
4.....1608.....2009	4......428.....2005
5.....1582.....2006	5......422.....2013

<u>RUNS</u>	<u>WALKS</u>
1.....322.....2010	1.....180.....2015
2.....314.....2017	2.....177.....2012
3.....281.....2009	3.....172.....2010
4.....273.....2012	4.....164.....2013
5.....272.....2013	5.....163.....2016

<u>HITS</u>	<u>HIT BY PITCH</u>
1.....466.....2007	1.....50.....2017
2.....464.....2010	2.....45.....2013
3.....456.....2017	3.....34.....2002
4.....449.....2004	4.....32.....2014
5.....409.....2011	5.....31.....2015
.....409.....2008	

<u>SINGLES</u>	<u>STRIKEOUTS</u>
1.....399.....2006	1.....324.....2006
2.....384.....2005	2.....302.....2007
3.....349.....2007	3.....296.....2014
4.....344.....2017	4.....273.....2013
5.....324.....2004	5.....259.....2005

<u>RUNS PER GAME</u>	<u>SACRIFICES</u>
1.....6.17.....2002	1.....65.....2017
2.....5.55.....2010	2.....58.....2013
3.....5.32.....201758.....2004
4.....4.77.....2013	4.....55.....2009
5.....4.70.....2015	5.....54.....2002

<u>HITS PER GAME</u>	<u>STOLEN BASE</u>
1.....8.28.....1992	1.....148.....2017
2.....7.92.....2010	2.....125.....2016
3.....7.73.....2017	3.....96.....2013
4.....7.36.....2004	4.....95.....2011
5.....7.18.....2009	5.....91.....2005

<u>EXTRA BASE HITS</u>	<u>PUT OUTS</u>
1.....161.....2010	1.....1290.....2007
2.....142.....2009	2.....1277.....2009
3.....125.....2012	3.....1263.....2004
4.....123.....2013	4.....1255.....2006
5.....121.....2015	5.....1231.....2012
.....121.....2005	

<u>DOUBLES</u>	<u>ASSISTS</u>
1.....83.....2010	1.....613.....2009
2.....79.....2009	2.....593.....2004
3.....71.....2012	3.....577.....2013
4.....70.....2015	4.....534.....2014
.....70.....2006	5.....494.....2005

<u>TRIPLES</u>	<u>ERRORS</u>
1.....17.....2007	1.....110.....1999
2.....16.....2012	2.....107.....2004
.....16.....1992	3.....106.....1998
4.....13.....2013	4.....103.....2001
.....13.....1994	5.....90.....1996
.....13.....2005	

<u>HOME RUNS</u>	<u>FIELDING PCT</u>
1.....71.....2010	1......973.....2015
2.....55.....2009	2......972.....2009
3.....51.....2013	3......970.....2008
4.....44.....2005	4......968.....2016
5.....42.....2011	5......965.....2017
.....42.....2004965.....2013
965.....2010

INDIVIDUAL SINGLE GAME RECORDS

<u>AT BATS</u>		
6	BETH BUTTREY AT SAINT LOUIS	4/6/04
6	NICOLE DAVIS AT SAINT LOUIS	4/6/04
6	KRISTIN HOGAN AT SAINT LOUIS	4/6/04
6	BRITTANY NASH VS. TENNESSEE TECH	3/24/07
6	CHELSEA CARY VS. EASTERN ILLINOIS	3/29/08

<u>RUNS</u>		
4	RENATE MECKL VS. IONA	3/11/17
4	LAUREN MYERS AT AUSTIN PEAY	4/2/16
4	JESSIE DOUGLAS AT AUSTIN PEAY	4/2/16
4	CARLY GONZALES VS. EVANSVILLE	3/18/15
4	LINSEY MOFFIT VS. PENNSYLVANIA	3/15/02

<u>HITS</u>		
4	RENATE MECKL VS. IONA	3/11/17
4	JODIE DUNCAN VS. WESTERN MICHIGAN	2/24/17
4	RENATE MECKL VS. IONA	3/11/17
4	CARLY GONZALES VS. EVANSVILLE	3/18/15
4	ALICIA HANSEN VS. SOUTHEASTERN LOUISIANA	2/7/15
4	KENZI TATE VS. DETROIT MERCY	3/5/13
4	LEAH TAYLOR VS. MIDDLE TENNESSEE STATE	2/22/13
4	LEAH TAYLOR VS. NORTHERN COLORADO	2/10/12
4	SAVANNAH ROBERTS AT SOUTHEAST MISSOURI	4/26/08
4	MEGAN WILLIAMS VS. SAINT LOUIS	2/16/08
4	BRITTANY NASH VS. DAKOTA WESLEYAN	3/9/07
4	ANGELA BAIZE VS. AUSTIN PEAY	5/8/04
4	KRISTIN RUNYAN VS. FAIRFIELD	3/18/04
4	JENNIFER YOUNG VS. SOUTHEAST MISSOURI	5/13/04
4	DEVEN WILSON VS. MURRAY STATE	3/15/14
4	TAYLOR MANNING VS. EVANSVILLE	4/2/14

<u>RBI</u>		
7	CARLY GONZALES VS. EVANSVILLE	3/18/15

<u>DOUBLES</u>		
3	JENNY BAIN VS. VALPARAISO	2/25/12
3	SAVANNAH ROBERTS VS. MID-CONTINENT	4/29/08
3	BRIDGETTE BAKER VS. SIU EDWARDSVILLE	3/14/94
3	CASEY VINCENT VS. AUSTIN PEAY	5/3/14

<u>TRIPLES</u>		
2	ASHLEY BENBOW VS. TENNESSEE STATE	5/5/07

<u>HOME RUNS</u>		
3	CARLY GONZALES VS. EVANSVILLE	3/18/15

<u>TOTAL BASES</u>		
13	CARLY GONZALES VS. EVANSVILLE	3/18/15

<u>WALKS</u>		
3	18 OCCASIONS	

<u>STOLEN BASES</u>		
4	LAUREN MYERS VS. FAIRLEIGH DICKINSON	2/25/17
4	LEAH TAYLOR VS. SOUTHERN ILLINOIS	4/10/13
4	LEAH TAYLOR VS. TENNESSEE STATE	3/19/11
4	BRANDY WHALEN AT TENNESSEE STATE	3/25/05

<u>ASSISTS</u>		
10	MEGAN VAN ARSDALE AT MOREHEAD STATE	3/15/08

<u>PUTOUTS</u>		
17	JENNIFER DEVERELL VS. AUSTIN PEAY	4/7/93

<u>EARNED RUNS ALLOWED</u>		
18	MELISSA RUDY VS. EASTERN ILLINOIS	4/24/99

<u>INNINGS PITCHED</u>		
12	KENDRA KOSCO VS. TENNESSEE TECH	4/18/03

<u>STRIKEOUTS PITCHING</u>		
15	CHELSEA JONES VS. NORTHERN IOWA	2/25/11

<u>WALKS ALLOWED</u>		
12	MELISSA RUDY VS. AUSTIN PEAY	4/13/99

<u>HITS ALLOWED</u>		
14	ASHTON STRODE VS. EASTERN KENTUCKY	4/12/08

<u>RUNS ALLOWED</u>		
14	NICOLE DAVIS VS. WISCONSIN	2/28/04

TEAM PITCHING RECORDS

<u>WINS</u>	<u>WALKS</u>
1.....47.....2010	1.....214.....1999
2.....40.....2004	2.....155.....2017
3.....39.....2017	3.....152.....2014
.....39.....2012	4.....148.....2011
5.....38.....2009	5.....143.....2015

<u>LOSSES</u>	<u>EARNED RUNS</u>
1.....45.....2001	1.....275.....1999
2.....42.....1999	2.....215.....2007
3.....33.....2002	3.....219.....2012
4.....28.....2003	4.....182.....2015
5.....27.....2014	5.....171.....2017
.....27.....2008	

<u>ERA</u>	<u>STRIKEOUTS</u>
1.....1.96.....1993	1.....340.....2011
2.....2.10.....2005	2.....332.....2005
3.....2.11.....1992	3.....325.....2010
4.....2.13.....2009	4.....323.....2002
5.....2.18.....2010	5.....321.....2007

<u>COMPLETE GAMES</u>	<u>DOUBLES ALLOWED</u>
1.....44.....2009	1.....88.....1999
2.....41.....2002	2.....76.....2007
3.....40.....2012	3.....70.....2001
.....40.....1994	4.....65.....2009
5.....39.....1995	5.....63.....2004

<u>SHUTOUTS</u>	<u>TRIPLES ALLOWED</u>
1.....14.....2010	1.....25.....1999
.....14.....2005	2.....15.....1995
3.....12.....2004	3.....12.....1998
.....12.....2007	4.....10.....2014
5.....11.....200210.....2000
.....11.....2006	

<u>SAVES</u>	<u>HOME RUNS ALLOWED</u>
1.....7.....2013	1.....42.....2012
2.....5.....2006	2.....40.....2006
.....5.....2007	3.....37.....2017
3.....3.....4 Tied37.....2015
37.....2007

<u>INNINGS PITCHED</u>	<u>OPP AVERAGE</u>
1.....430.0.....2007	1......220.....2005
2.....425.2.....2009	2......222.....1994
3.....421.0.....2004	3......233.....2006
4.....418.1.....2006	4......236.....1993
5.....400.1.....2002	5......237.....1998

<u>HITS ALLOWED</u>	<u>WILD PITCHES</u>
1.....449.....1999	1.....95.....1999
2.....448.....2007	2.....32.....1998
3.....423.....2001	3.....27.....2014
4.....415.....2004	4.....26.....1997
5.....410.....201226.....2011

<u>RUNS ALLOWED</u>	<u>HIT BATTERS</u>
1.....309.....1999	1.....44.....2011
2.....251.....2001	2.....42.....2012
3.....219.....2012	3.....33.....2017
4.....215.....2007	4.....30.....2009
5.....214.....2015	5.....27.....2007

PITCHING RECORDS

VICTORIES						
				13	KARA HARPER	2009
1.	28	CHELSEA JONES	2012	13	PAIJ LINTZ	2009
2.	23	BROOKE KENNEDY	2017	10. 12	KARA HARPER	2008
3.	20	KENZI TATE	2013	12	KATE VANDERHAM	2011
	20	KARA HARPER	2009			
5.	17	BROOKE KENNEDY	2016			
	17	NICOLE DAVIS	2004	1. 199	CHELSEA JONES	2012
	17	NICOLE DAVIS	2005	2. 192	KENDRA KOSCO	2002
8.	16	CHELSEA JONES	2011	3. 180	CHELSEA JONES	2011
	16	KENDRA KOSCO	2002	4. 175	BROOKE KENNEDY	2016
10.	15	CASEY VINCENT	2013	5. 174	PAIJ LINTZ	2010
	15	JESSICA CROSSER	1997	6. 153	NICOLE DAVIS	2005

STRIKEOUTS

1. 199	CHELSEA JONES	2012
2. 192	KENDRA KOSCO	2002
3. 180	CHELSEA JONES	2011
4. 175	BROOKE KENNEDY	2016
5. 174	PAIJ LINTZ	2010
6. 153	NICOLE DAVIS	2005
7. 144	BROOKE KENNEDY	2017
8. 125	CASEY VINCENT	2013
9. 119	ASHTON STRODE	2006
10. 116	NICOLE DAVIS	2004

EARNED RUN AVERAGE

1. 1.35	PAIJ LINTZ	2007
2. 1.46	JENNIFER ROBINSON	2000
3. 1.50	NICOLE DAVIS	2005
4. 1.57	JESSICA CROSSER	1997
5. 1.60	NICOLE DAVIS	2003
6. 1.63	TIFFANY CRAIG	1992
7. 1.65	KATE VANDERHAM	2010
1.65	TRACY FRYER	2000
1.65	ALLISON BUCKLEY	2004
10. 1.74	KENDRA KOSCO	2003

APPEARANCES

1. 47	CHELSEA JONES	2012
2. 40	CHELSEA JONES	2011
3. 38	PAIJ LINTZ	2010
38	MELISSA RUDY	1999
5. 36	BROOKE KENNEDY	2016
6. 34	BROOKE KENNEDY	2017
34	TRACY FRYER	2001
8. 33	MOLLY MCKINNEY	2001
9. 32	ASHLEY MYATT	2006
10. 31	ELIZABETH WIEGAND	2014
31	CASEY VINCENT	2013
31	KARA HARPER	2009
31	JESSICA CROSSER	1997

GAMES STARTED

1. 39	CHELSEA JONES	2012
2. 32	BROOKE KENNEDY	2016
3. 31	BROOKE KENNEDY	2017
4. 30	CHELSEA JONES	2011
30	MELISSA RUDY	1999
6. 29	CASEY VINCENT	2013
29	PAIJ LINTZ	2010
29	KARA HARPER	2009
9. 26	TRACY FRYER	2001
26	KENDRA KOSCO	2002

MOST WALKS ALLOWED

1. 154	MELISSA RUDY	1999
2. 66	KENZI TATE	2013
3. 61	BROOKE KENNEDY	2016
4. 57	PAIJ LINTZ	2010
5. 56	BROOKE KENNEDY	2017
56	CHELSEA JONES	2012
7. 55	JENNIFER ROBINSON	1998
8. 52	KARA HARPER	2009
52	MOLLY MCKINNEY	2001
10. 51	TRACEY FRYER	2001

HIT BATTER

1. 29	CHELSEA JONES	2012
2. 20	CHELSEA JONES	2011
3. 19	BROOKE KENNEDY	2017
4. 18	BROOKE KENNEDY	2016
5. 15	MELISSA RUDY	1999
6. 14	ELIZABETH WIEGAND	2015
7. 13	CASEY VINCENT	2013

NO HITTERS

1. 2	CINDY BRINGLE	1991
2. 1	ALYSSA VANLANDINGHAM	2017
1	KATE VANDERHAM	2010
1	TIFFANY CRAIG	1995
1	MEGAN MIZELL	2005
1	ASHTON STRODE	2007

PERFECT GAMES

1	MEGAN MIZELL	2005
1	ASHTON STRODE	2007

GAMES PLAYED

1. 63	MEGAN VAN ARSDALE	2007
2. 62	LAURA ROBERTS	2007
62	JUSTINE PINEDA	2006
62	BRANDY WHALEN	2006
62	ASHLEY BENBOW	2006
62	LAURA ROBERTS	2009
62	MEGAN WILLIAMS	2009
62	MEGAN VAN ARSDALE	2009
9. 61	LEAH TAYLOR	2012
61	KAYLA WADE	2012
61	JENNY BAIN	2012

BATTING AVERAGE

1. .429	LORI DEVERELL	1992
2. .409	JACKIE DAVIDSON	1992
3. .398	JENNIFER YOURN	2004
4. .394	JESSICA CROSSER	1998
5. .386	BECKY YOUNG	1992
6. .385	LEAH TAYLOR	2012
7. .378	MEGAN MIZELL	2005
8. .376	CARLY GONZALES	2017
9. .375	MEGAN WILLIAMS	2010
10. .372	CARLY GONZALES	2016
.372	JANEE' HEATH	1995

AT BATS

1. 200	LEAH TAYLOR	2012
2. 199	JENNY BAIN	2009
3. 198	MEGAN WILLIAMS	2009
4. 196	JENNY BAIN	2012
196	BRITTANY NASH	2007
6. 195	LAURA ROBERTS	2007
7. 194	BRANDY WHALEN	2006
8. 192	MEGAN WILLIAMS	2010
9. 191	MEGAN WILLIAMS	2009
10. 190	ASHLEY BENBOW	2007

RUNS SCORED

1. 67	JESSICA CROSSER	2002
2. 61	LEAH TAYLOR	2012
3. 53	CARLY GONZALES	2017
4. 51	LEAH TAYLOR	2011
5. 50	LEAH TAYLOR	2013
6. 48	KAYLA WADE	2012
7. 43	JORDAN GARRETT	2010
8. 42	JENNY BAIN	2009
9. 41	CARLY GONZALES	2015
41	JENNY BAIN	2010

HITS

1. 77	LEAH TAYLOR	2012
2. 72	MEGAN WILLIAMS	2010
72	JENNIFER YOUNG	2004
4. 68	MEGAN WILLIAMS	2009
5. 67	ASHLEY BENBOW	2007
6. 65	KAYLA WADE	2012
7. 64	CARLY GONZALES	2017
64	JODIE DUNCAN	2017
64	JENNY BAIN	2009
10. 63	BRITTANY NASH	2007

DOUBLES

1. 18	CARLY GONZALES	2015
2. 15	JENNY BAIN	2012
15	JENNIFER YOUNG	2005
4. 14	AMANDA BRANDENBURG	2011
14	JENNY BAIN	2011
14	JENNIFER YOUNG	2004
14	ASHLEY BENBOW	2007
8. 13	MEGAN VAN ARSDALE	2007
13	MEGAN WILLIAMS	2009
13	JENNY BAIN	2009

SEASON RECORDS

TRIPLES

1. 10	LEAH TAYLOR	2012
2. 8	KAYLA WADE	2013
8	ASHLEY BENBOW	2007
4. 7	LEAH TAYLOR	2011
2. 6	JENNIFER YOUNG	2004
6. 5	KAYLA WADE	2012
7. 4	MEGAN WILLIAMS	2007
4	MEGAN WILLIAMS	2009
8. 3	CARLY GONZALES	2017
3	KENZI TATE	2015
3	KAYLA WADE	2014

HOME RUNS

1. 14	JENNY BAIN	2009
2. 13	KENZI TATE	2013
13	MEGAN WILLIAMS	2010
3. 12	CINDY STURGILL	1996
4. 11	LAUREN SMITH	2013
11	JENNY BAIN	2010
5. 10	KATIE WARRICK	2016
10	LEAH TAYLOR	2013
10	MEGAN VAN ARSDALE	2009
10	LEAH TAYLOR	2011
10	NICOLE DAVIS	2005
10	KRISTIN RUNYAN	2005
10	JANEE' HEATH	1995

RUNS BATTED IN

1. 56	KENZI TATE	2013
2. 54	JENNY BAIN	2012
3. 48	JODIE DUNCAN	2017
4. 45	JENNY BAIN	2010
5. 42	LAURA ROBERTS	2009
6. 41	KATIE WARRICK	2016
41	JUSTINE PINEDA	2006
8. 39	LAURIE LINDOW	2010
9. 38	KENZI TATE	2015
38	LAURA ROBERTS	2010

TOTAL BASES

1. 126	LEAH TAYLOR	2012
2. 124	MEGAN WILLIAMS	2010
3. 119	JENNY BAIN	2009
119	JENNIFER YOUNG	2004
5. 112	KENZI TATE	2013
6. 106	JENNY BAIN	2010
7. 103	ASHLEY BENBOW	2007
8. 101	JODIE DUNCAN	2017
101	LAURA ROBERTS	2007
10. 100	CARLY GONZALES	2015

SLUGGING PERCENTAGE

1. .711	JANEE' HEATH	1995
2. .684	BECCA WILLIAMS	2010
3. .659	KENZI TATE	2013
4. .657	JENNIFER YOUNG	2004
5. .646	MEGAN WILLIAMS	2010
.646	CINDY STURGILL	1996
7. .630	LEAH TAYLOR	2012
8. .628	KENZI TATE	2015
9. .606	BECKY YOUNG	1992
10. .598	JENNY BAIN	2009

BASE ON BALLS

1. 39	LAUREN SMITH	2013
2. 35	LAUREN SMITH	2012
35	KATE VANDERHAM	2010
4. 34	CARLY GONZALES	2017
5. 33	LAUREN SMITH	2014
6. 32	LEAH TAYLOR	2013
7. 29	CARLY GONZALES	2016
8. 28	KENZI TATE	2015
9. 25	JENNY BAIN	2009
10. 24	LAURA ROBERTS	2010

HIT BY PITCH

1. 14	CARLY GONZALES	2017
14	KAYLA WADE	2013
14	NICOLE DAVIS	2002
4. 12	SAMANTHA MCCLURE	2015
5. 10	RENATE MECKL	2016
6. 8	KAYLA WADE	2012
7. 7	SARAH DAWS	2004
7	LEAH TAYLOR	2011
9. 6	LAUREN SMITH	2014
6	BECCA WILLIAMS	2012
6	JUSTINE PINEDA	2006
6	MEGAN VAN ARSDALE	2007

STRIKEOUTS

1. 50	ANGELA BAIZE	2004
2. 48	STACEY WEAVER	2007
3. 47	KIM JONES	1994
4. 46	KAYLA WADE	2013
5. 44	KAYLA WADE	2014
6. 41	JUSTINE PINEDA	2006
41	STACEY WEAVER	2006
8. 40	CHRISTA WEBB	2006
40	EMILY WEBB	2006
10. 39	LEAH TAYLOR	2011
39	EMILY WEBB	2004

SACRIFICE HITS

1. 17	CHELSEA CARV	2010
2. 15	GREER LONG	2009
3. 14	LAUREN MYERS	2016
4. 13	GREER LONG	2008
5. 12	LAUREN MYERS	2017
12	CHELSEA CARV	2009
12	ALICIA HALEY	1998
12	ANDREA MROZINSKI	2002
9. 11	SAVANNAH DODSON	2017
10. 10	SAMANTHA MCCLURE	2015
10	BRANDY WHALEN	2004
10	ALICIA HALEY	2000
10	JENNIFER ROBISON	1998

STOLEN BASES

1. 41	CARLY GONZALES	2017
2. 39	LEAH TAYLOR	2013
3. 37	LEAH TAYLOR	2012
4. 34	LEAH TAYLOR	2011
5. 32	KAYLA WADE	2013
6. 28	JENNIFER YOUNG	2004
7. 27	SAVANNAH DODSON	2017
8. 25	BRANDY WHALEN	2005
9. 24	BRANDY WHALEN	2004
10. 23	KAYLA WADE	2014

CAREER RECORDS

GAMES PLAYED

1.	238	JENNY BAIN	2009-12
2.	236	LAURA ROBERTS	2007-10
3.	235	MEGAN VAN ARSDALE	2007-10
4.	233	MEGAN WILLIAMS	2007-10
5.	214	SAVANNAH ROBERTS	2006-09
6.	213	KAYLA WADE	2011-14
7.	213	FALLON LOWERY	2006-07
8.	210	GREER LONG	2006-09
9.	209	NICOLE DAVIS	2002-05
10.	207	CARLY GONZALES	2014-17

DOUBLES

1.	54	JENNY BAIN	2009-12
2.	51	JENNIFER YOUNG	2003-05
3.	44	CARLY GONZALES	2014-P
4.	40	LAURA ROBERTS	2007-10
5.	38	MEGAN VAN ARSDALE	2007-10
6.	38	MEGAN WILLIAMS	2007-10
7.	36	NICOLE DAVIS	2002-05
8.	33	BRIDGETTE BAKER	1994-97
9.	32	KENZI TATE	2012-15
32		KRISTIN RUNYAN	2003-05

BASE ON BALLS

1.	125	LAUREN SMITH	2012-15
2.	90	CARLY GONZALES	2014-P
3.	82	KENZI TATE	2012-15
4.	76	LEAH TAYLOR	2011-13
5.	71	JENNY BAIN	2009-12
6.	61	LAURA ROBERTS	2007-10
7.	58	CHELSEA CARY	2008-11
8.	56	MEGAN VAN ARSDALE	2007-10
9.	55	JENNIFER YOUNG	2002-06
10.	50	MEGAN WILLIAMS	2007-10
50		KRISTIN RUNYAN	2003-05

BATTING AVERAGE

1.	.387	BRIDGETTE BAKER	1994-97
2.	.353	CARLY GONZALES	2014-17
3.	.345	ASHLEY BENBOW	2007-08
4.	.341	JESSICA CROSSER	1996-98
5.	.336	KALAH MATHIS	2010
6.	.335	JUSTINE PINEDA	2006
7.	.327	MEGAN WILLIAMS	2007-10
8.	.320	LEAH TAYLOR	2011-13
9.	.313	JENNY BAIN	2009-12
10.	.312	KATE VANDERHAM	2010-11

TRIPLES

1.	18	LEAH TAYLOR	2011-13
2.	16	KAYLA WADE	2011-14
3.	11	MEGAN WILLIAMS	2007-10
4.	10	JENNIFER YOUNG	2003-06
10		ASHLEY BENBOW	2007-08
6.	8	JESSICA CROSSER	1996-98
8		ASHLEY BENBOW	2007
7.	7	CARLY GONZALES	2014-17
7		BRIDGETTE BAKER	1994-97
9.	5	5 TIED	

HIT BY PITCH

1.	29	SAM MCCLURE	2012-15
2.	27	KAYLA WADE	2011-14
3.	26	NICOLE DAVIS	2002-05
4.	23	CARLY GONZALES	2014-17
5.	19	LEAH TAYLOR	2011-13
6.	16	RENATE MECKL	2014-P
7.	15	MEGAN VAN ARSDALE	2007-10
8.	14	LAURA ROBERTS	2007-10
14		SARAH DAWS	2001-04
10.	11	LAUREN SMITH	2012-15
11		JENNY BAIN	2009-12
11		ANGELA BAIZE	2001-04

STRIKEOUTS

1.	164	KIM JONES	1993-96
2.	125	KAYLA WADE	2011-14
3.	122	EMILY WEBB	2003-06
4.	118	ANGELA BAIZE	2001-04
5.	114	NICOLE DAVIS	2002-05
6.	101	BRANDY WHALEN	2003-06
7.	92	AMY HARCLERODE	1999-02
8.	91	RENATE MECKL	2014-17
9.	89	GREER LONG	2006-09
89		STACEY WEAVER	2006-07

SACRIFICE HITS

1.	42	GREER LONG	2006-09
2.	40	CHELSEA CARY	2008-11
3.	28	LAUREN MYERS	2016-P
4.	26	SAVANNAH DODSON	2015-P
5.	25	ALICIA HALEY	1997-00
6.	23	SAMANTHA MCCLURE	2012-15
23		ANGELA BAIZE	2001-04
8.	22	JENNIFER ROBISON	1997-01
22		BRANDY WHALEN	2003-06
22		FALLON LOWERY	2004-07

STOLEN BASES

1.	110	LEAH TAYLOR	2011-13
2.	88	CARLY GONZALES	2014-17
3.	82	BRANDY WHALEN	2003-06
4.	75	KAYLA WADE	2011-14
5.	66	JENNIFER YOUNG	2003-06
6.	53	SAVANNAH DODSON	2015-P
7.	51	ALICIA HANSEN	2015-P
8.	46	CHELSEA CARY	2008-11
9.	32	MEGAN WILLIAMS	2007-10
10.	31	SAMANTHA MCCLURE	2012-15
31		ANGELA BAIZE	2001-04

EXTRA BASE HITS

1.	94	JENNY BAIN	2009-12
2.	74	LAURA ROBERTS	2007-10
3.	64	MEGAN WILLIAMS	2007-10
4.	63	CARLY GONZALES	2014-17
5.	62	KENZI TATE	2012-15
62		MEGAN VAN ARSDALE	2007-10
62		JENNIFER YOUNG	2003-06
8.	61	LEAH TAYLOR	2011-13
9.	50	LAUREN SMITH	2012-15
10.	48	SAVANNAH ROBERTS	2006-09

PITCHING RECORDS

VICTORIES

1.	56	CHELSEA JONES	2009-12
2.	51	BROOKE KENNEDY	2014-17
51		PAIJ LINTZ	2007-10
4.	45	NICOLE DAVIS	2002-05
5.	41	KARA HARPER	2006-09
6.	39	TIFFANY CRAIG	1992-95
7.	37	PAIGE COOK	1994-97
8.	35	CASEY VINCENT	2012-15
9.	33	JESSICA CROSSER	1996-98
10.	30	ASHTON STRODE	2006-08

HIT BATTER

1.	56	CHELSEA JONES	2009-12
2.	44	BROOKE KENNEDY	2014-17
3.	37	PAIJ LINTZ	2007-10
4.	36	KARA HARPER	2006-09
5.	35	CASEY VINCENT	2012-15
6.	22	ELIZABETH WIEGAND	2014-15
7.	18	KATE VANDERHAM	2010-11
8.	17	ASHTON STRODE	2006-07
9.	16	KENDRA KOSCO	2002-03
10.	15	KENZI TATE	2012-15
15		MELISSA RUDY	1999-00

WIN LOSS PERCENTAGE

1.	.680	PAIJ LINTZ	2007-10
2.	.662	BROOKE KENNEDY	2014-17
3.	.655	KATE VANDERHAM	2010-11
4.	.651	KENZI TATE	2012-15
5.	.643	CHELSEA JONES	2009-12
6.	.619	AMANDA BRANDENBURG	2011-12
7.	.596	KENDRA KOSCO	2002-03
8.	.586	KARA HARPER	2006-09
9.	.575	ELIZABETH WIEGAND	2014-15
10.	.535	ASHLEY MYATT	2006-07

STRIKEOUTS

1.	476	CHELSEA JONES	2009-12
2.	432	PAIJ LINTZ	2007-10
3.	424	BROOKE KENNEDY	2014-17
4.	402	NICOLE DAVIS	2002-05
5.	309	CASEY VINCENT	2012-15
6.	304	KENDRA KOSCO	2002-03
7.	298	KARA HARPER	2006-09
8.	280	ASHTON STRODE	2006-08
9.	270	TIFFANY CRAIG	1992-95
10.	265	PAIGE COOK	1994-97

EARNED RUN AVERAGE

1.	1.77	KENDRA KOSCO	2002-03
2.	2.01	PAIJ LINTZ	2007-10
3.	2.20	NICOLE DAVIS	2002-05
4.	2.22	ALLISON BUCKLEY	2002-05
5.	2.24	TRACY FRYER	2000-01
6.	2.33	JESSICA CROSSER	1996-98
7.	2.35	KARA HARPER	2006-09
8.	2.37	TIFFANY CRAIG	1992-95
9.	2.46	CHELSEA JONES	2009-12
10.	2.52	BROOKE KENNEDY	2014-P

COMPLETE GAMES

1.	68	TIFFANY CRAIG	1992-95
2.	64	PAIGE COOK	1994-97
3.	60	CHELSEA JONES	2009-12
4.	48	BROOKE KENNEDY	2014-17
5.	47	PAIJ LINTZ	2007-10
6.	46	KARA HARPER	2006-09
7.	39	CASEY VINCENT	2012-15
39		JESSICA CROSSER	1996-98
39		KENDRA KOSCO	2002-03
10.	30	TRACY FRYER	2000-01
30		NIKKI STODDARD	1992-93

APPEARANCES

1.	126	PAIGE COOK	1994-97
2.	121	PAIJ LINTZ	2007-10
3.	119	CHELSEA JONES	2009-12
4.	114	BROOKE KENNEDY	2014-17
5.	108	KARA HARPER	2006-09
6.	93	CASEY VINCENT	2012-15
7.	84	JESSICA CROSSER	1996-98
8.	79	TIFFANY CRAIG	1992-95
9.	73	ASHTON STRODE	2006-08
10.	62	ASHLEY MYATT	2006-07

INNINGS PITCHED

1.	555.1	CHELSEA JONES	2009-12
2.	517.0	BROOKE KENNEDY	2014-17
3.	512.2	KARA HARPER	2006-09
4.	512.1	PAIGE COOK	1994-97
5.	511.3	PAIJ LINTZ	2007-10
6.	509.2	NICOLE DAVIS	2002-05
7.	487.1	TIFFANY CRAIG	1992-95
8.	438.2	CASEY VINCENT	2012-15
9.	395.3	JESSICA CROSSER	1996-98
10.	348.0	ASHTON STRODE	2006-08

GAMES STARTED

1.	91	CHELSEA JONES	2009-12
2.	76	PAIGE COOK	1994-97
3.	75	CASEY VINCENT	2012-15
75		PAIJ LINTZ	2007-10
5.	73	BROOKE KENNEDY	2014-17
73		TIFFANY CRAIG	1993-95
7.	72	KARA HARPER	2006-09
8.	55	ASHTON STRODE	2006-08
9.	50	KENDRA KOSCO	2002-03
10.	47	JESSICA CROSSER	1996-98

SAVES

1.	8	PAIJ LINTZ	2007-10
2.	6	BROOKE KENNEDY	2014-P
3.	5	CHELSEA JONES	2009-12
4.	4	JESSICA CROSSER	1996-98
4		ASHLEY MYATT	2006-07

NO HITTERS

1.	2	CINDY BRINGLE	1988, 90-91
2.	1	ALYSSA VANLANDINGHAM	2016-17
1		KATE VANDERHAM	2010-11
1		TIFFANY CRAIG	1992-95
1		MEGAN MIZELL	2004-05
1		ASHTON STRODE	2006-07

PERFECT GAMES

1		MEGAN MIZELL	2004-05
1		ASHTON STRODE	2006-08

RUNS SCORED

1.	162	LEAH TAYLOR	2011-13
2.	147	CARLY GONZALES	2014-17
3.	142	JENNY BAIN	2009-12
4.	126	LAURA ROBERTS	2007-10
5.	124	KAYLA WADE	2011-14
6.	123	MEGAN WILLIAMS	2007-10
7.	110	BRANDY WHALEN	2003-06
8.	103	MEGAN VAN ARSDALE	2007-10
9.	102	JENNIFER YOUNG	2003-06
10.	93	KRISTIN RUNYAN	2003-05

RUNS BATTED IN

1.	170	JENNY BAIN	2009-12
2.	132	LAURA ROBERTS	2007-10
3.	120	KENZI TATE	2012-15
4.	117	MEGAN WILLIAMS	2007-10
5.	112	LAUREN SMITH	2012-15
6.	110	SAVANNAH ROBERTS	2006-09
7.	105	LAURIE LINDOW	2007-11
8.	104	NICOLE DAVIS	2002-05
9.	102	MEGAN VAN ARSDALE	2007-10
10.	96	CARLY GONZALES	2014-17

HITS

1.	237	JENNY BAIN	2009-12
2.	236	MEGAN WILLIAMS	2007-10
3.	217	CARLY GONZALES	2014-17
4.	214	LAURA ROBERTS	2007-10
4.	193	JENNIFER YOUNG	2003-06
5.	191	SAVANNAH ROBERTS	2006-09
6.	189	BRANDY WHALEN	2003-06
7.	181	MEGAN VAN ARSDALE	2007-10
8.	173	LEAH TAYLOR	2011-13
173		PAIGE COOK	1994-97
10.	171	NICOLE DAVIS	2002-05

TOTAL BASES

1.	411	JENNY BAIN	2009-12
2.	371	MEGAN WILLIAMS	2007-10
3.	351	LAURA ROBERTS	2007-10
4.	311	CARLY GONZALES	2014-17
5.	306	LEAH TAYLOR	2011-13
6.	291	MEGAN VAN ARSDALE	2007-10
7.	287	JENNIFER YOUNG	2003-06
8.	278	NICOLE DAVIS	2002-05
9.	273	KENZI TATE	2012-15
10.	276	SAVANNAH ROBERTS	2006-09

SINGLES

.A.

Alfaro, Alexa (Util)	Bolingbrook, Ill.	2011
Aleshire, Kay (OF)	Clinton, Ky.	1985
Aycock, LaDon (OF)	Athens, Ala.	1990

.B.

Bain, Jenny (SS)	Hendersonville, Tenn.	2009-12
Baker, Bridgette (OF)	Camden, Tenn.	1994-97
Baker, Laurie (C/SS)	Dyersburg, Tenn.	1987
Baize, Angela (INF)	Drummonds, Tenn.	2001-04
Ballard, Reid (C/INF)	Seymour, Tenn.	2017
Barnard, Patty (2B/C/OF)	Troy, Tenn.	1987
Basile, Jenna (OF)	Hendersonville, Tenn.	2006
Baumann, Heidi (OF)	Clarksville, Tenn.	1991
Bell, Karen (IF/SS)	Waverly, Tenn.	1985
Benbow, Ashley (OF)	Memphis, Tenn.	2007-08
Bendle, Brianne (P)	Amsterdam, Ohio	1999
Berry, Cherity (C/3B)	Coulterville, Ill.	1996-97
Biggerstaff, Lydia (1B, 3B)	Nashville, Tenn.	2011-13
Bivens, Aalia	Martin, Tenn.	2018
Black, Amber (SS/2B)	Loudon, Tenn.	2002
Blanco, Kayla (OF)	Anaheim, Calif.	2015
Bollman, Blayn (OF)	Cartersville, Ill.	2008
Brandenburg, Amanda (P)	Camden, Tenn.	2011-12
Bringle, Cindy (P/IF/1B)	Covington, Tenn.	1988, 90-91
Britt, Jessie (INF)	Indianapolis, Ind.	2013-14
Brown, Jaclyn (C)	St. Joseph, Mo.	2004
Brown, Kristin (C/IF)	Livingston, Tenn.	1987
Brown, Lindsey (P)	Crossville, Tenn.	2005-06
Brown, Maghan (OF)	Waverly, Tenn.	2005-06
Buckley, Allison (P)	Wildwood, Mo.	2002-05
Burkett, Brittany (OF)	Eads, Tenn.	2007
Buttrey, Beth (C/UT)	Martin, Tenn.	2001-04
Byrd, Ashley (OF)	Martin, Tenn.	2007-10

.C.

Carroll, Penny (3B/OF)	Hohenwald, Tenn.	1999-00
Cary, Chelsea (IF)	Erin, Tenn.	2008-11
Carter, Ashley (OF)	Murfreesboro, Tenn.	2006
Carter, Lori (OF)	Martin, Tenn.	1985
Chambers, Mahlon (3B)	Adamsville, Tenn.	1995
Chandler, Shana (C/OF)	Tilden, Ill.	1997
Chesney, Megan (3B)	Murfreesboro, Tenn.	2011-12
Chessor, Jennifer (OF)	Centerville, Tenn.	1998-99
Clark, Paige	Lafayette, Tenn.	2018
Clark, Sabrina (2B/OF)	Dyer, Tenn.	2000
Combs, Alexa (INF)	Crossville, Ill.	2016-P
Cook, Paige (P/SS/1B)	Covington, Tenn.	1994-97
Cordell, Lindsay (OF)	Cordova, Tenn.	2004
Cox, Michelle (3B/OF)	Atoka, Tenn.	1993
Craig, Tiffany (P)	Mascoutah, Ill.	1992-95
Crone, Charlie (INF)	Milan, Tenn.	2008
Crosser, Jessica (P/1B)	Waverly, Tenn.	1996-98
Cunningham, Patti (OF/1B)	Nashville, Tenn.	1986

.D.

Dacus, Leah (P/1B)	New Johnsonville, Tenn.	1998
Daniels, Sharon (C/OF)	Memphis, Tenn.	1988, 90-91
Darby, Magen (SS/1B)	Paris, Tenn.	2000
Daugherty, Kacie (OF)	South Fulton, Tenn.	2015-16
Davidson, Jackie (SS/3B)	Covington, Tenn.	1990-92
Davis, Kelsey	Carmi, Ill.	2008
Davis, Nicole (P/1B)	Alpine, Calif.	2002-05
Daws, Sarah (C)	Brentwood, Tenn.	2001-04
Dawson, Nancy (Util)	Dickson, Tenn.	1992
Dempsey, Megan (3B)	Columbia, Tenn.	2003
Deverell, Lori (OF/1B/CF)	Covington, Tenn.	1990-93
Dickey, Kelsi (OF)	Mt. Juliet, Tenn.	2016-P
Dixon, Kelsey (OF)	O'Fallon, Mo.	2012-15
Doctor, Jennifer (IF)	Memphis, Tenn.	1990
Dodson, Kelle (1B/IF)	New Johnsonville, Tenn.	1986-87
Dodson, Savannah (INF)	Huntingdon, Tenn.	2015-P
Douglas, Jessie (INF)	Brookport, Ill.	2016-P
Driskell, Erin (OF/P)	Chatham, Ill.	2009-10
Duffett, Laura (3B/OF)	Memphis, Tenn.	1991
Duke, Erica	Manchester, Tenn.	2009-12
Duncan, Jodie (INF)	Munford, Tenn.	2015-P
Dycus, Madelyn	Greenbrier, Tenn.	2018

.E.

Elam, Cindy (Util)	Munford, Tenn.	1986-88
Elliott, Beth (OF)	Dover, Tenn.	1999-02
Elliott, Petey (OF/SS)	Memphis, Tenn.	1985
Ellis, Jennifer (SS)	Springfield, Tenn.	1993
Endrizzi, Lacie (P)	Vienna, Ill.	2008

.F.

Fain, Halie	Georgetown, Ky.	2018
Fiegl, Lindsey (Util)	Chesterfield, Mo.	2012-15
Forgy, Jill (OF/2B)	Martin, Tenn.	1985
Fortner, Caroline (3B)	McKenzie, Tenn.	1998
Foster, Niki (1B/OF)	Hendersonville, Tenn.	1998-99
Frey, Linda (P)	Mt. Juliet, Tenn.	1992
Fryer, Tracy (P)	Steeleville, Ind.	2000-01
Fulcher, Alli (INF)	Hendersonville, Tenn.	2016-P

.G.

Garrett, Jordan (Util)	Clovis, N.M.	2010-11
Glass, Nikki (C/3B)	Covington, Tenn.	1993-94
Glenn, Autumn (P/3B)	Covington, Tenn.	2013-14
Glenn, Gabby (OF)	Covington, Tenn.	2014
Gonzales, Carly (OF)	Anaheim, Calif.	2014-P
Goodwin, Leigh Ann (1B)	Franklin, Tenn.	1993
Gourdier, Jessica (1B)	Mackinaw, Ill.	2009-10
Graham, Brooke	Lyles, Tenn.	2016
Graham, Stacey (1B)	Memphis, Tenn.	1988
Gray, Megan	Lafayette, Ind.	2011
Greenwood, Leevie (P)	Lebanon, Tenn.	2010
Greer, JoLynn (3B/SS)	Germantown, Tenn.	1990
Gwaltney, Tera (P)	Ripley, Tenn.	2007

.H.

Haley, Alicia (3B/2B/SS)	Friendship, Tenn.	1997-00
Hankins, Carrie (SS/OF)	Covington, Tenn.	1998
Hansen, Alicia (OF)	Miamisburg, Ohio	2015-P
Harclerode, Amy (3B/1B)	Tucson, Ariz.	1999-02
Harper, Kara (P)	Long Beach, Calif.	2006-09
Harrell, Morgan (C, Util)	Calvert City, Ky.	2011
Harriss (Lyon), Barbi	Pinckneyville, Ill.	1999-00
Hayes, Jennifer (OF)	Dickson, Tenn.	1992
Heath, Janee' (C/2B/1B)	Mayfield, Ky.	1995-96
Henry, Jenny Sue (C/OF)	Dickson, Tenn.	1998-99
Herron, Jennifer (OF)	Nesbit, Miss.	2000-01
Hix, Melanie (SS/2B)	Cedar Hill, Tenn.	1994-95
Hix, Misty (OF)	Cedar Hill, Tenn.	1994-95
Hodge, Ashley (2B/OF)	Murfreesboro, Tenn.	2005
Hogan, Kristin (OF/SS/C)	Paducah, Ky.	2002-05
Holt, Susan (OF/IF)	Clarksville, Tenn.	1986-88
Houston, Amy (OF)	Paris, Tenn.	1987
Hutchison, Ginger (2B/3B)	Clinton, Miss.	1999

.J.

Jerrick, Tayler (P/Util)	Anaheim, Calif.	2014
Jones, Chelsea (P)	Tullahoma, Tenn.	2009-12
Jones, Hanna (P)	Harrisburg, Ill.	2015-P
Jones, Kim (SS/3B)	McKenzie, Tenn.	1993-96
Jones, Kristy (OF)	McKenzie, Tenn.	1993-96
Joy, Jennifer (P/1B/OF)	Covington, Tenn.	1995

.K.

Karo, Caitlyn	Versailles, Ky.	2018
Katchur, Paige (Util)	Franklin, Tenn.	2009
Kennedy, Brooke (P/1B)	Bath Springs, Tenn.	2014-P
Kimes, Danielle (SS/1B)	New Madrid, Mo.	1994-95
King, Emily (OF)	Selmer, Tenn.	2002
Kosco, Kendra (P)	Herrin, Ill.	2002-03
Kramer, Alana (Util)	Jackson, Tenn.	2011

.L.

Lackey, Kristen (OF)	Savannah, Tenn.	2011-13
Latimer, Megan (OF/Util)	Humboldt, Tenn.	2008-11
Lavertu, Wendy (OF/BB)	Saskatoon, Canada	1986
Layne, Juli (OF)	Hillsboro, Tenn.	2014
Leatherwood, April (C/1B)	Germantown, Tenn.	1997-00
Lech, Christi (C)	Paducah, Ky.	1988
Lee, Lori (P/SS)	Sparta, Tenn.	1986
Lewis, Morgan (P, Util)	Indianapolis, Ind.	2011-13
Lindow, Laurie (C)	Crest, Calif.	2007-11
Lintz, Paj (P)	Lewisburg, Tenn.	2007-10

Litton, Melanie (IF/OF)	Lyles, Tenn.	1987-88
Logan, Paula (C/IF/3B/1B)	Union City, Tenn.	1985-86
Long, Amanda (OF)	St. Jacob, Ill.	2007
Long, Greer (SS)	Lawrenceville, Ga.	2006-09
Litton, Melanie (IF/OF)	Lyles, Tenn.	1987-88
Logan, Paula (C/IF/3B/1B)	Union City, Tenn.	1985-86
Lowery, Fallon (2B)	Ringgold, Ga.	2003-07
Lowery, Kelly (3B/2B)	Camden, Tenn.	1998
Lyon, Barbi (OF)	Pinckneyville, Ill.	2000

.M.

Manna, Lauren (C)	Nashville, Tenn.	2006-07
Manning, Taylor (2B/OF)	Long Beach, Calif.	2014
Malone, Pam (IF)	Munford, Tenn.	1985
Mansolino, Carter (Util)	Dickson, Tenn.	2012
Martin, Kelli (IF/OF)	Memphis, Tenn.	1988
Mathis, Kalah (OF/Util)	Chapel Hill, Tenn.	2010
McBride, Gracy (INF)	Metropolis, Ill.	2016-P
McClure, Samantha (INF)	Georgetown, Ind.	2012-15
McElvain, Jan (OF)	Martin, Tenn.	1985
McGaha, Kathleen (1B/OF)	Dayton, Ohio	1990-92
McGriff, Becky (P/IF)	Memphis, Tenn.	1988
McKinney, Molly (P)	Carbondale, Ill.	2000-01
Meckl, Renate (C)	Oconomowoc, Wis.	2014-P
Melton, Amanda (IF)	Dresden, Tenn.	1987
Melton, Cindy (OF)	Huntingdon, Tenn.	1987
Miles, Misty (SS)	Hendersonville, Tenn.	2000-01
Mizell, Megan (P/1B)	Vienna, Ill.	2004-05
Misner, Leslie (2B/3B)	Tempe, Ariz.	2001-02
Moffitt, Linsey (3B/2B)	LeClaire, Ind.	2002-03
Moore, DeAnn (3B/SS)	Greenfield, Tenn.	1987
Moore, Debbie (2B/OF)	Rives, Tenn.	1987
Mrozinski, Andrea (IF)	Lewisburg, Tenn.	2002-03
Myatt, Ashley (P)	Dickson, Tenn.	2006-07
Myers, Jordan (P/OF)	Knoxville, Tenn.	2001-02
Myers, Lauren (OF)	Brentwood, Tenn.	2016-P

.N.

Nash, Brittany (OF)	Oblong, Ill.	2006-07
Nidiffer, Stephanie (3B)	Joelton, Tenn.	2011-14
Naylor, Mechelle (2B)	Bells, Tenn.	1990-92

.O.

Osborne, Kathy (C/IF/OF)	Franklin, Tenn.	1985-86
Osburn, Angela (C/IF)	Dickson, Tenn.	1985

.P.

Pace, Riley (C)	Hohenwald, Tenn.	2006-07
Paris, Stephanie (2B/OF)	Brentwood, Tenn.	2002-03
Parkerson, Carole (OF)	Nashville, Tenn.	1990
Parkins, Scarlet (P)	Milan, Tenn.	1985
Pastula, Leah (OF)	Germantown, Tenn.	1991-92
Pezzoni, Veronica	Howell, Mich.	2018
Pineda, Justine (OF)	Chandler, Ariz.	2006
Plunkett, Anita (IF)	Dickson, Tenn.	1992
Pollard, Sherri (SS/OF)	Pulaski, Tenn.	1995-98
Poore, Ashley (OF)	Trenton, Tenn.	2008
Pratt, Amanda (OF)	Knoxville, Tenn.	1988

.R.

Ramsey, Meredith (1B)	West. Frankfort, Ill.	2002-03
Reaver, Leslie (OF)	Hendersonville, Tenn.	1986-87
Reiff, Katie (SS/2B)	Monticello, Ind.	2012-13
Rhode, Rachel (P)	Stillwater, Minn.	2016
Ridolfi, Hannah	Paducah, Ky.	2018
Roach, Rae Jean (3B/OF)	Piedmont, Mo.	1991-92
Roberts, Laura (Util)	Johnson City, Ill.	2007-10
Roberts, Savannah (C)	Nashville, Tenn.	2006-09
Robins, Nira (INF)	Champaign, Ill.	2004
Robison, Jennifer (P/1B)	Tilden, Ill.	1997-01
Rogers, Alexis	Chicago Heights, Ill.	2018
Rucker, Kim (Util/OF)	Alcoa, Tenn.	1996-98
Rudy, Melissa (P)	Mascoutah, Ill.	1999-00
Ruggles, Ashley (OF)	Chesterfield, Mo.	2004-05
Runyan, Kristin (SS/OF)	Overland Park, Kan.	2003-05
Rushing, Andrea (P/Util)	Nashville, Tenn.	2000-03

.S.

Saxon, Taylor (P/1B)	Dewy Rose, Ga.	2016
Scott, Samantha (P)	Atoka, Tenn.	2017
Scrum, Rachel (1B)	Maryville, Tenn.	2013
Shaw, Kerry (OF)	Memphis, Tenn.	1988
Shropshire, Tonya (OF/C/CF)	Memphis, Tenn.	1988, 90-91
Sizemore, Tammy (IF/P)	Chattanooga, Tenn.	1986-88
Smith, Aeron (C)	Bowling Green, Ky.	2015-P
Smith, Chelsey (OF)	Madison, Tenn.	2015-16
Smith, Lauren (1B)	O'Fallon, Ill.	2012-15
Smothers, Tonya (OF)	Camden, Tenn.	1997
Spurgeon, Randi (OF)	Atoka, Tenn.	1993-96
Stavrum, Vickie (C/IF)	Memphis, Tenn.	1986
Stedman, Rebecca (Util)	Clarksville, Tenn.	2001
Stoddard, Nikki (P)	Southaven, Miss.	1990-93
Strode, Ashton (P)	Niceville, Fla.	2006-08
Sturdivant, Meagan (INF)	Bruceton, Tenn.	2004
Sturgill, Cindy (C/3B)	Carbondale, Ill.	1995-96
Swafford, Kelly (P/OF)	Dunlap, Tenn.	2003-05
Swearengen, Ginny (C)	Crossville, Tenn.	2005-06

.T.

Tate, Kenzi (1B/3B/P)	Opdyke, Ill.	2012-15
Taylor, Laura Mai (2B)	Hickman, Ky.	1985
Taylor, Leah (OF/2B)	Brownsville, Tenn.	2011-13
Templeton, Holly (P)	Chattanooga, Tenn.	2004-06
Thompson, Amy (OF/C)	Union City, Tenn.	1985-87
Thompson, Beth (SS/2B)	Big Sandy, Tenn.	1999-00
Tite, Destiny (2B)	Ullin, Ill.	2009
Torrence, Mikala (OF)	Desoto, Mo.	2013
True, Teresa (OF)	Centerville, Tenn.	1985-86
Trull, Julie (UTL/OF/2B)	Camden, Tenn.	2000-02
Trull, Renee (SS/2B)	Camden, Tenn.	1995-97
Turner, Tammy (2B/SS)	McEwen, Tenn.	1993-96

.V.

Van Arsdale, Megan (3B)	Garden Grove, Calif.	2007-10
Vanderham, Kate (P)	Brookeville, Fla.	2010-11
Vanlandingham, Alyssa (P)	Hampton, Ark.	2016-P
Vincent, Casey (P)	Hillsboro, Tenn.	2012-15

.W.

Wade, Kayla (OF)	Swansea, Ill.	2011-14
Wallace, Victoria (C)	Nashville, Tenn.	2010
Warrick, Katie (1B/P)	Chapel Hill, Tenn.	2016
Weaver, Stacey (SS)	Casey, Ill.	2006-07
Weidman, Tricia (1B)	Germantown, Tenn.	1985-86
Webb, Christa (OF)	Hohenwald, Tenn.	2003-06
Webb, Emily (2B/SS/3B)	Hohenwald, Tenn.	2003-06
Weber, Lauren (P)	Franklin, Tenn.	2005
Whalen, Brandy (OF)	Franklin, Tenn.	2003-06
White, Rhonda	Savannah, Tenn.	1993-97
Wieber, Suzanne (OF)	Ripley, Tenn.	1992
Wiegand, Elizabeth (P)	Moscow Mills, Mo.	2014-15
Wilbern, Princess (OF/INF)	Memphis, Tenn.	1985, 87-88
Williams, Becca (OF)	Murfreesboro, Tenn.	2010-13
Williams, Megan (OF)	Murfreesboro, Tenn.	2007-10
Williams, Stacy (P/2B/SS)	Camden, Tenn.	1996-99
Wilson, Courtney (C/1B/OF)	Galveston, Ind.	2000-01
Wilson, Devin (C)	Eva, Tenn.	2013-14
Wolaver, Tori (Util.)	Lynnville, Tenn.	2009-10
Wright, Natalie (3B/P)	Centerville, Tenn.	1985

.Y.

Young, Becky (C/CF/3B)	Memphis, Tenn.	1990-92
Young, Jennifer (OF)	Alpine, Calif.	2003-06

.Z.

Zizzi, Bella (OF)	Cross Plains, Tenn.	2014-15
Zizzi, Gabby (UTL)	Cross Plains, Tenn.	2017



Randi Spurgeon 1993-96
Carrie Hankins 1998
Barbi Harriss (Lyon) 1999
Misty Miles 2000-01
Emily King 2002
Megan Mizell 2004-05
Riley Pace 2006-07
Jenny Bain 2009-12
Kenzi Tate 2012-15
Kaitlyn Martin 2017
Aalia Bivens 2018



Sherri Pollard 1995
Amy Harclerode 1999-02
Kelly Swafford 2004-05
Jenna Basile 2006
Amanda Long 2007
Leevie Greenwood 2010
Katie Reiff 2012-13
Tayler Jerrick 2014
Kacie Daugherty 2015-16
Gabby Zizzi 2017
Madelyn Dycus 2018



Carole Parkerson 1990
Jennifer Joy 1995
Kim Rucker 1996-98
Beth Thompson 1999-00
Ashley Hodge 2005
Ashley Carter 2006
Brittany Burkett 2007
Lacie Endrizzi 2008
Jordan Garrett 2010-11
Samantha McClure 2012-15
Alli Fulcher 2016-P



Bridgette Baker 1994-97
Penny Carroll 1999-00
Meredith Ramsey 2002-03
Fallon Lowery 2003-07
Jessica Gourdiar 2009-10
Morgan Lewis 2011-13
Elizabeth Weigand 2014-15
Rachel Rhode 2016
Sara Hooten 2017-P



Laura Duffett 1991
Kristin Runyan 2003-05
Stacey Weaver 2006-07
Megan Latimer 2008-11
Kelsey Dixon 2012-15
Alyssa Vanlandingham 2016-17



Heidi Baumann 1991
Kelly Swafford 2003
Lindsay Cordell 2004
Ashley Benbow 2007-08
Victoria Wallace 2010
Stephanie Nidiffer 2011-2014
Chelsey Smith 2015-16
Rachel Williams 2017-P



Tammy Turner 1993-1996
Shana Chandler 1997
Sabrina Clark 2000
Jordan Myers 2000-02
Jennifer Young 2003-06
Paij Lintz 2007-10
Megan Chesney 2011-12
Autumn Glenn 2013-14
Brooke Graham 2016
Allison Evans 2017
Halie Fain 2018



Jaclyn Brown 2004
Laura Roberts 2007
Blayn Bollman 2008
Kate Vanderham 2010-11
Casey Vincent 2012-15
Alexa Combs 2016-17
Paige Clark 2018



Lori Deberell 1990-93
Paige Cook 1994-97
Jenny Sue Henry 1998-99
Magen Darby 2000
Rebecca Stedman 2001
Stephanie Paris 2002-03
Holly Templeton 2004-06
Laura Roberts 2008-09
Kayla Wade 2011-14



Jodie Duncan 2015-P
Becky Young 1991
Jennifer Doctor 1990



Mechelle Naylor 1991
Becky Young 1990
Kristy Jones 1993-96
April Leatherwood 1997-00
Allison Buckley 2002-05
Greer Long 2006
Megan Williams 2007-10
Kristen Lackey 2011-13
Gabby Glenn 2014
Kayla Blanco 2015
Jessie Douglas 2016-P



Sharon Daniels 1988, 1990-91
Cindy Sturgill 1995-96
Tonya Smothers 1997
Jennifer Herron 2000
Sarah Daws 2001-04
Kara Harper 2006, 08
Megan VanArsdale 2007, 2009-10
Morgan Harrell 2011
Lyndsey Fiegl 2012-15
Samantha Scott 2017-P



Kathleen McGaha 1990-92
Tiffany Craig 1992-95
Jessica Crosser 1997-98
Andrea Rushing 2000-03
Ashton Strode 2008
Chelsea Jones 2009-12
Deven Wilson 2013-14
Alicia Hansen 2015-P



Tonya Shropshire 1988, 1990-91
Jennifer Robison 1997-01
Leslie Misner 2002
Megan Dempsey 2003
Lauren Weber 2005
Ashley Myatt 2006-07
Tori Wolaver 2009-10
Alexa Alfaro 2011
Savannah Dodson 2015-P



Cindy Bringle 1988, 1990-91
Melanie Hix 1994-95
Stacy Williams 1996-99
Julie Trull 2000-02
Emily Webb 2003-06
Greer Long 2007-09
Becca Williams 2010-13
Taylor Manning 2014
Taylor Saxon 2016
Hannah Ridolfi 2018



JoLynn Greer 1990
Leah Pastula 1991-92



Danielle Kimes 1994-95
Jessica Crosser 1996
Alicia Haley 1997-00
Beth Buttrey 2001-04
Jinny Swearingen 2005-06
Kara Harper 2007, 2009
Megan VanArsdale 2008
Alana Kramer 2011
Carly Gonzales 2014-17
Alexis Rogers 2018



Nikki Stoddard 1990



Mechelle Naylor 1990



Jannee' Heath 1995-1996
Caroline Fortner 1998
Barbi Harriss (Lyon) 2000
Jennifer Herron 2001
Lindsey Moffitt 2002-03
Nira Robbins 2004
Ashton Strode 2006-07
Amber Hayes 2008
Paige Katchur 2009
Kalah Mathis 2010
Carter Mansolino 2012
Jessie Britt 2013-14
Lauren Myers 2016



Rhonda White 1993-97
Leah Dacus 1998
Missy Rudy 1999-00
Andrea Mrozinski 2002-03
Meagan Sturdivant 2004
Lindsey Brown 2005-06
Ashley Byrd 2007-10
Leah Taylor 2011
Mikala Torrence 2013
Aeron Smith 2015-16
Lauren Myers 2017-P



Jackie Davidson 1990
Destiny Tite 2009
Lydia Biggerstaff 2011-13
Juli Layne 2014
Hanna Jones 2015-16
Aeron Smith 2017-P



LaDon Aycocock 1990
Rae Jean Roach 1991-92
Kim Jones 1993-96
Brienne Bendle 1999
Courtney Wilson 2000-01
Kendra Kosco 2002-03
Ashley Ruggles 2004-05
Brittany Nash 2006-07
Chelsea Cary 2008-11
Lauren Smith 2012-15
Gracyn McBride 2016-P



Nikki Stoddard 1990-91



Misty Hix 1994-95
Sherri Pollard 1996-98
Leslie Misner 2001
Laurie Lindow 2007-11
Brooke Kennedy 2014-17
Caitlin Karo



Cherity Berry 1996-97
Niki Foster 1998-99
Moly McKinney 2000-01
Amber Black 2002
Christa Webb 2003-06
Charli Cronne 2008
Tera Gwaltney 2009
Kenzi Tate 2012
Bella Zizzi 2014-15
Kelsi Dickey 2016
Veronica Pezzoni 2018



Jackie Davidson 1991
Renee Trull 1995-97
Kelley Lowry 1998
Beth Elliott 1999-02
Brandy Whalen 2003-06
Ashley Poore 2008
Erin Briskell 2009-10
Leah Taylor 2012-13
Renate Meckl 2014-17



Mahlon Chambers 1995
Ginger Hutchison 1999
Tracy Fryer 2000-01
Nicole Davis 2002-05
Savannah Roberts 2006-09
Amanda Brandenburg 2011-12



Kristin Hogan 2002-05
Justine Pineda 2006
Kelsey Davis 2008
Erica Duke 2009-12
Reid Ballard 2017-P



Katie Warrick 2016
Seeley Layne 2017-P

AKRON

Overall: 4-2 (.667)

Home: 0-0, Away: 0-0, Neutral: 4-2

Date	Location	W/L
1986	Cape Girardeau, Mo.	L, 16-0
2/7/09	Montgomery, Ala.	W, 3-1
2/8/09	Montgomery, Ala.	W, 11-2
3/16/10	Kissimmee, Fla.	W, 4-2
2/17/17	Montgomery, Ala.	W, 13-2 (5)
2/18/17	Montgomery, Ala.	L, 3-2

ALABAMA		Overall: 0-1 (.000)
Home: 0-0, Away: 0-0, Neutral: 2-0		
Date	Location	W/L
5/19/12	Tuscaloosa, Ala.	L, 5-1

ALABAMA A&M		Overall: 1-0 (1.000)
Home: 0-0, Away: 0-0, Neutral: 1-0		
Date	Location	W/L
2/28/16	Kennesaw, Ga.	W, 11-3 (5)

ALABAMA STATE		Overall: 3-1 (.750)
Home: 0-0, Away: 1-0, Neutral: 2-1		
Date	Location	W/L
2/7/09	Montgomery, Ala.	W, 8-2
2/8/09	Montgomery, Ala.	W, 7-2
2/17/17	Montgomery, Ala.	W, 14-6 (6)
4/17/17	Atlanta, Ga.	L, 3-0

ALCORN STATE		Overall: 4-1 (.800)
Home: 0-0, Away: 0-0, Neutral: 4-1		
Date	Location	W/L
2/22/97	Monroe, La.	L, 5-2
2/12/06	Hammond, La.	W, 6-0
2/24/07	Natchitoches, La.	W, 14-3
2/16/08	Hammond, La.	W, 4-0
2/7/15	Hammond, La.	W, 9-0

ARKANSAS		Overall: 0-3 (.000)
Home: 0-0, Away: 0-2, Neutral: 0-1		
Date	Location	W/L
4/14/12	Fayetteville, Ark.	L, 6-4
4/14/12	Fayetteville, Ark.	L, 4-2
2/27/15	Hammond, La.	L, 8-7 (8)

ARKANSAS PINE BLUFF		Overall: 1-0 (1.000)
Home: 1-0, Away: 0-0, Neutral: 0-0		
Date	Location	W/L
4/17/12	Martin, Tenn.	W, 9-1

ARKANSAS STATE

Overall: 3-1 (.750)

Home: 2-0, Away: 0-1, Neutral: 1-0

Date	Location	W/L
1986	Martin, Tenn.	W, 8-3
1986	Martin, Tenn.	W, 12-3
1986	Jonesboro, Ark.	L, 7-6
1987	Columbus, Ga.	W, 7-3

ARIZONA		Overall: 0-1 (.000)
Home: 0-0, Away: 0-0, Neutral: 0-1		
Date	Location	W/L
5/15/09	Louisville, Ky. (No. 6)	L, 9-3

ARMY		Overall: 4-0 (1.000)
Home: 0-0, Away: 0-0, Neutral: 4-0		
Date	Location	W/L
3/16/98	Orlando, Fla.	W, 6-1
3/13/06	Kissimmee, Fla.	W, 8-2
3/15/10	Kissimmee, Fla.	W, 10-1 (5)
2/11/17	Hammond, La.	W, 5-3

ATHENS STATE		Overall: 1-1 (.500)
Home: 0-0, Away: 0-0, Neutral: 1-1		
Date	Location	W/L
3/28/92	Florence, Ala.	W
4/3/92	Owensboro, Ky.	L

AUSTIN PEAY		Overall: 70-27 (.721)
Home: 45-11, Away: 24-15, Neutral: 1-1, OVC T:0-1		
Date	Location	W/L
1986	Martin, Tenn.	W, 4-3
1986	Martin, Tenn.	W, 7-6
1986	Clarksville, Tenn.	W, 3-1
1986	Clarksville, Tenn.	L, 6-5
1987	Martin, Tenn.	W, 3-2
1987	Clarksville, Tenn.	L, 3-0
3/26/92	Clarksville, Tenn.	W, 1-0
3/26/92	Clarksville, Tenn.	W, 13-8
4/8/92	Martin, Tenn.	W, 8-1
4/8/92	Martin, Tenn.	L, 5-4
4/24/92	Cape Girardeau, Mo.	W, 2-0
3/26/93	Clarksville, Tenn.	L, 3-0
3/26/93	Clarksville, Tenn.	W, 2-0
4/9/93	Martin, Tenn.	L, 2-0
4/9/93	Martin, Tenn.	W, 3-0
4/24/93	Neutral Site	L, 1-0
4/18/94	Martin, Tenn.	L, 3-0
4/18/94	Martin, Tenn.	W, 5-1
3/26/95	Martin, Tenn.	L, 3-2
3/26/95	Martin, Tenn.	L, 6-5
4/13/95	Martin, Tenn.	L, 14-1
4/13/95	Martin, Tenn.	W, 13-3
4/18/95	Clarksville, Tenn.	W, 4-1
4/18/95	Clarksville, Tenn.	W, 6-3

4/3/96	Clarksville, Tenn.	W, 11-3
4/3/96	Clarksville, Tenn.	L, 4-1
4/17/96	Clarksville, Tenn.	L, 6-3
4/17/96	Clarksville, Tenn.	W, 6-1
4/9/97	Clarksville, Tenn.	W, 6-5
4/9/97	Clarksville, Tenn.	W, 7-3
4/16/97	Martin, Tenn.	W, 2-0
4/16/97	Martin, Tenn.	W, 3-2
3/24/98	Clarksville, Tenn.	L, 8-4
3/24/98	Clarksville, Tenn.	L, 3-0
4/7/98	Martin, Tenn.	W, 2-1 (9)
4/7/98	Martin, Tenn.	W, 1-0
4/25/98	Martin, Tenn.	W, 5-3
4/25/98	Martin, Tenn.	L, 6-0
3/23/99	Martin, Tenn.	W, 10-9
4/1/99	Clarksville, Tenn.	W, 4-1
4/1/99	Clarksville, Tenn.	L, 4-3
4/13/99	Clarksville, Tenn.	W, 9-8
4/13/99	Clarksville, Tenn.	L, 6-2
3/1/00	Martin, Tenn.	W, 8-0
3/1/00	Martin, Tenn.	W, 1-0
3/23/00	Martin, Tenn.	W, 2-1
3/23/00	Martin, Tenn.	W, 7-3
4/5/01	Clarksville, Tenn.	L, 3-1
4/5/01	Clarksville, Tenn.	L, 7-5
4/22/01	Martin, Tenn.	L, 2-0
4/22/01	Martin, Tenn.	W, 8-1
4/2/02	Martin, Tenn.	W, 2-0
4/2/02	Martin, Tenn.	W, 1-0
4/15/03	Clarksville, Tenn.	W, 5-4
4/15/03	Clarksville, Tenn.	L, 3-2
4/22/03	Martin, Tenn.	W, 4-0
5/8/04	Martin, Tenn.	W, 4-1
5/8/04	Martin, Tenn.	W, 8-3
5/9/04	Martin, Tenn.	W, 10-2
4/21/05	Martin, Tenn.	W, 9-2
4/21/05	Martin, Tenn.	L, 5-0
3/23/06	Martin, Tenn.	W, 3-2
3/23/06	Martin, Tenn.	W, 4-1
4/20/06	Clarksville, Tenn.	L, 2-1
4/10/07	Martin, Tenn.	W, 1-0
4/10/07	Martin, Tenn.	W, 7-6
4/26/07	Clarksville, Tenn.	W, 3-1
3/25/08	Clarksville, Tenn.	W, 14-3
3/25/08	Clarksville, Tenn.	W, 8-3
4/24/08	Martin, Tenn.	W, 2-1
4/8/09	Martin, Tenn.	W, 5-2
4/8/09	Martin, Tenn.	W, 3-1
4/23/09	Clarksville, Tenn.	W, 4-3 (9)
3/27/10	Martin, Tenn.	W, 6-1
3/27/10	Martin, Tenn.	W, 5-0
3/28/10	Martin, Tenn.	W, 10-3
3/22/11	Clarksville, Tenn.	L, 7-6
3/22/11	Clarksville, Tenn.	W, 6-0
4/12/11	Clarksville, Tenn.	L, 5-2
4/4/12	Clarksville, Tenn.	W, 7-3
4/4/12	Clarksville, Tenn.	W, 5-4
4/12/12	Martin, Tenn.	W, 1-0 (8)
3/29/13	Martin, Tenn.	W, 8-5
3/29/13	Martin, Tenn.	W, 4-3
3/30/13	Martin, Tenn.	W, 5-2
5/3/14	Clarksville, Tenn.	W, 6-5
5/3/14	Clarksville, Tenn.	W, 9-0
5/4/14	Clarksville, Tenn.	L, 6-3
3/28/15	Martin, Tenn.	W, 8-6
3/28/15	Martin, Tenn.	W, 10-2
3/29/15	Martin, Tenn.	L, 6-3
4/2/16	Clarksville, Tenn.	W, 5-1
4/3/16	Clarksville, Tenn.	W, 20-9
3/3/17	Oxford, Miss.	W, 1-0
4/9/17	Martin, Tenn.	W, 4-2
4/9/17	Martin, Tenn.	W, 4-0
4/9/17	Martin, Tenn.	W, 8-2

BALL STATE		Overall: 1-2 (.333)
Home: 0-0, Away: 0-0, Neutral: 1-1		
Date	Location	W/L
3/1/08	Martin, Tenn.	W, 4-3 (9)
2/28/10	Chattanooga, Tenn.	L, 5-0
2/16/13	Atlanta, Ga.	L, 2-0

BELHAVEN		Overall: 1-0 (1.000)
Home: 0-0, Away: 0-0, Neutral: 1-0		
Date	Location	W/L
3/11/95	Jacksonville, Ala.	W, 1-0

BELLARMINE		Overall: 2-2 (.500)
Home: 2-2, Away: 0-0, Neutral: 0-0		
Date	Location	W/L
1987	Martin, Tenn.	W, 5-0
1987	Martin, Tenn.	L, 19-3
3/17/92	Martin, Tenn.	W
3/17/92	Martin, Tenn.	L

BELMONT

Overall: 28-7 (.800)

Home: 8-4, Away: 16-3, Neutral: 2-0, OVCT: 1-0

Date	Location	W/L
2/23/99	Nashville, Tenn.	L, 4-3
2/23/99	Nashville, Tenn.	L, 6-0
4/21/99	Martin, Tenn.	L, 9-1
4/21/99	Martin, Tenn.	L, 9-2
4/1/00	Nashville, Tenn.	W, 4-3
4/1/00	Nashville, Tenn.	W, 1-0

4/21/00	Nashville, Tenn.	W, 7-4
4/21/00	Nashville, Tenn.	W, 9-1
2/21/01	Martin, Tenn.	W, 9-8
2/21/01	Martin, Tenn.	L, 9-7
4/20/01	Nashville, Tenn.	W, 7-4
4/20/01	Nashville, Tenn.	L, 3-2
4/23/02	Nashville, Tenn.	W, 4-1
4/14/04	Martin, Tenn.	W, 2-0
4/14/04	Martin, Tenn.	W, 7-0
2/19/05	Martin, Tenn.	W, 9-0
2/14/08	Murfreesboro, Tenn.	W, 3-1
4/21/09	Nashville, Tenn.	W, 11-2
4/21/09	Nashville, Tenn.	W, 7-4
4/13/10	Martin, Tenn.	W, 8-0 (5)
4/13/10	Martin, Tenn.	W, 2-1
4/19/11	Nashville, Tenn.	W, 11-0
4/19/11	Nashville, Tenn.	W, 8-2
3/27/12	Martin, Tenn.	W, 3-1
3/24/13	Nashville, Tenn.	W, 8-2
3/24/13	Nashville, Tenn.	W, 11-5
4/6/14	Martin, Tenn.	W, 3-1
4/6/14	Martin, Tenn.	W, 2-1
4/3/15	Nashville, Tenn.	W, 9-3
4/3/15	Nashville, Tenn.	W, 8-3
3/26/16	Martin, Tenn.	L, 7-2
3/26/16	Martin, Tenn.	W, 13-2 (5)
4/29/17	Nashville, Tenn.	W, 6-4
4/29/17	Nashville, Tenn.	W, 8-5
5/12/17	Oxford, Ala.	W, 4-0

BETHEL	Overall: 1-0 (1.000)
Home: 1-0, Away: 0-0, Neutral: 0-0	
Date	Location
4/23/15	Martin, Tenn.
	W, 8-0

BETHUNE COOKMAN		Overall: 2-1 (.667)
Home: 0-0, Away: 2-1, Neutral: 0-0		
Date	Location	W/L
3/4/14	Daytona Beach, Fla.	W, 8-0
3/4/14	Daytona Beach, Fla.	L, 8-6
3/10/16	Daytona Beach, Fla.	W, 9-1 (6)

BIRMINGHAM SOUTHERN		Overall: 1-0 (1.000)
Home: 0-0, Away: 0-0, Neutral: 1-0		
Date	Location	W/L
3/3/02	Atlanta, Ga.	W, 7-0

BINGHAMTON		Overall: 1-2 (.333)
Home: 0-0, Away: 0-0, Neutral: 1-2		
Date	Location	W/L
2/18/12	Fort Myers, Fla.	W, 7-4
3/12/16	Deland, Fla.	L, 9-2
3/13/16	Deland, Fla.	L, 6-5 (8)

BOSTON COLLEGE		Overall: 0-1 (.000)
Home: 0-0, Away: 0-0, Neutral: 0-1		
Date	Location	W/L
2/19/12	Fort Myers, Fla.	L, 7-1

BOWLING GREEN		Overall: 1-2-1 (.375)
Home: 0-0, Away: 0-0, Neutral: 0-2-1		
Date	Location	W/L
3/14/02	Winter Park, Fla.	L, 10-2
3/5/10	Atlanta, Ga.	W, 7-3
2/16/14	Atlanta, Ga.	T, 6-6 (8)
2/23/14	Oxford, Miss.	L, 2-0

BRADLEY	Overall: 2-2 (.500)	
Home: 0-1, Away: 0-0, Neutral: 2-1		
Date	Location	W/L
3/18/98	Orlando, Fla.	W, 4-2
3/13/05	Kissimmee, Fla.	W, 3-0
3/5/06	Chattanooga, Tenn.	L, 4-2
3/20/07	Martin, Tenn.	L, 1-0

BUCKNELL		Overall: 2-0 (1.000)
Home: 0-0, Away: 0-0, Neutral: 2-0		
Date	Location	W/L
3/11/02	Winter Park, Fla.	W, 8-0
3/14/03	Osceola, Fla.	W, 5-3

BUFFALO

Overall: 3-1 (.750)

Home: 0-0, Away: 0-0, Neutral: 3-1

Date	Location	W/L
2/28/04	Chattanooga, Tenn.	W, 5-1
3/5/05	Bowling Green, Ky.	W, 6-1
2/21/14	Oxford, Miss.	L, 6-4 (8)
2/12/16	Hammond, La.	W, 4-3

BUTLER		Overall: 3-2 (.666)
Home: 1-0, Away: 0-0, Neutral: 2-2		
Date	Location	W/L
3/10/02	Winter Park, Fla.	L, 5-3
2/19/05	Martin, Tenn.	W, 9-0
3/15/05	Kissimmee, Fla.	W, 7-0
3/15/06	Kissimmee, Fla.	L, 3-2
3/11/08	Orlando, Fla.	W, 3-1

CAMPBELL	Overall: 0-1 (.000)
Home: 0-0, Away: 0-0, Neutral: 0-1	
Date	Location
3/26/99	Marietta, Ga.
	W/L
	L, 13-0

CENTRAL ARKANSAS		Overall: 1-1 (.500)
Home: 1-1, Away: 0-0, Neutral: 0-0		
Date	Location	W/L
4/24/07	Martin, Tenn.	L, 4-1
4/24/07	Martin, Tenn.	W, 5-2

CENTRAL CONNECTICUT		Overall: 2-0 (1.000)
Home: 0-0, Away: 0-0, Neutral: 2-0		
Date	Location	W/L
3/1/03	Evansville, Ind.	W, 11-1
2/26/10	Chattanooga, Tenn.	W, 6-1

CENTRAL FLORIDA		Overall: 0-1 (.000)
Home: 0-0, Away: 0-1, Neutral: 0-0		
Date	Location	W/L
3/11/02	Winter Park, Fla.	L, 6-0

CENTRAL MISSOURI		Overall: 0-1 (.000)
Home: 0-0, Away: 0-0, Neutral: 0-1		
Date	Location	W/L
3/18/94	Edwardsville, Ill.	L, 5-1

CHATTANOOGA		Overall: 5-13 (.277)
Home: 2-7, Away: 3-5, Neutral: 0-2		
Date	Location	W/L
3/14/94	Chattanooga, Tenn.	L, 4-1
3/14/94	Chattanooga, Tenn.	W, 2-1
3/26/94	Martin, Tenn.	L, 2-0
3/26/94	Martin, Tenn.	W, 6-5
2/26/95	Martin, Tenn.	W, 6-4
2/26/95	Martin, Tenn.	L, 6-1
2/24/96	Martin, Tenn.	L, 8-5
2/24/96	Martin, Tenn.	L, 9-1
2/22/99	Martin, Tenn.	L, 7-0
2/22/99	Martin, Tenn.	L, 12-0
2/28/99	Chattanooga, Tenn.	L, 10-0
2/27/04	Chattanooga, Tenn.	W, 5-2
3/4/06	Chattanooga, Tenn.	L, 5-2
3/3/07	Chattanooga, Tenn.	L, 7-1
2/19/11	Mobile, Ala.	L, 3-4
2/27/11	Chattanooga, Tenn.	L, 2-8
2/20/16	Chattanooga, Tenn.	W, 6-2
2/25/17	Chattanooga, Tenn.	L, 6-3

CHRISTIAN BROTHERS		Overall: 1-0 (1.000)
Home: 1-0, Away: 0-0, Neutral: 0-0		
Date	Location	W/L
3/1/17	Martin, Tenn.	W, 8-0 (5)

CLEVELAND STATE		Overall: 2-1 (.666)
Home: 0-0, Away: 0-0, Neutral: 2-1		
Date	Location	W/L
3/18/00	Rock Hill, S.C.	L, 6-2
3/16/05	Kissimmee, Fla.	W, 8-4
2/26/12	Chattanooga, Tenn.	W, 4-1

COASTAL CAROLINA		Overall: 1-0 (1.000)
Home: 0-0, Away: 0-0, Neutral: 1-0		
Date	Location	W/L
3/23/01	Atlanta, Ga.	W, 6-5

COLGATE		Overall: 5-1 (.833)
Home: 0-0, Away: 0-0, Neutral: 5-1		
Date	Location	W/L
3/18/98	Orlando, Fla.	L, 2-1
3/19/04	Kissimmee, Fla.	W, 3-2
3/12/06	Kissimmee, Fla.	W, 3-2
2/23/07	Natchitoches, La.	W, 8-0
3/4/11	Fort Meyers, Fla.	W, 2-1
3/7/14	Orlando, Fla.	W, 7-1

COLLEGE OF CHARLESTON		Overall: 0-2 (.000)
Home: 0-0, Away: 0-0, Neutral: 0-2		
Date	Location	W/L
3/18/00	Rock Hill, S.C.	L, 2-1
3/2/14	Orlando, Fla.	L, 4-1

COLORADO STATE		Overall: 0-2 (.000)
Home: 0-0, Away: 0-0, Neutral: 0-2		
Date	Location	W/L
3/10/02	Winter Park, Fla.	L, 5-0
3/12/03	Osceola, Fla.	L, 2-0

COLUMBIA		Overall: 1-0 (1.000)
Home: 0-0, Away: 0-0, Neutral: 1-0		
Date	Location	W/L
3/15/04	Kissimmee, Fla.	W, 4-0

COLUMBUS		Overall: 1-0 (1.000)
Home: 0-0, Away: 0-0, Neutral: 1-0		
Date	Location	W/L
3/19/93	Jacksonville, Ala.	W, 5-4

COPPIN STATE		Overall: 1-0 (1.000)
Home: 0-0, Away: 0-0, Neutral: 1-0		
Date	Location	W/L
2/11/17	Hammond, La.	W, 8-0 (5)

CREIGHTON		Overall: 0-2 (.000)
Home: 0-0, Away: 0-0, Neutral: 0-2		
Date	Location	W/L
3/10/96	Orlando, Fla.	L, 4-3
3/14/96	Orlando, Fla.	L, 5-4 (9)

CUMBERLAND		Overall: 2-0 (1.000)
Home: 0-0, Away: 2-0, Neutral: 0-0		
Date	Location	W/L
1986	Nashville, Tenn.	W, 9-8
1986	Nashville, Tenn.	W, 6-0

DAKOTA WESLEYAN		Overall: 1-0 (1.000)
Home: 0-0, Away: 0-0, Neutral: 1-0		
Date	Location	W/L
3/9/07	Los Angeles, Calif.	W, 9-0

DARTMOUTH		Overall: 1-1 (.500)
Home: 0-0, Away: 0-0, Neutral: 1-1		
Date	Location	W/L
3/1/08	Martin, Tenn.	W, 6-5
3/5/11	Fort Meyers, Fla.	L, 3-4

DAYTON		Overall: 2-2 (.500)
Home: 0-0, Away: 0-0, Neutral: 2-2		
Date	Location	W/L
3/13/95	Orlando, Fla.	W, 7-2
3/16/95	Orlando, Fla.	L, 5-2
3/12/06	Kissimmee, Fla.	W, 5-1
2/19/16	Chattanooga, Tenn.	W, 6-2 (10)

DELAWARE		Overall: 1-1 (.500)
Home: 0-0, Away: 0-0, Neutral: 1-1		
Date	Location	W/L
2/18/12	Fort Myers, Fla.	W, 9-1
2/9/13	Hammond, La.	L, 7-2

DELTA STATE		Overall: 2-0 (1.000)
Home: 0-0, Away: 0-0, Neutral: 1-0, GST: 1-0		
Date	Location	W/L
1986	Columbus, Miss.	W, 11-8
1986	Florence, Ala.	W, 9-4

DETROIT		Overall: 2-0 (1.000)
Home: 0-0, Away: 0-0, Neutral: 2-0		
Date	Location	W/L
3/5/13	Orlando, Fla.	W, 11-2
2/21/16	Chattanooga, Tenn.	W, 3-2

DRAKE		Overall: 0-2 (.000)
Home: 0-0, Away: 0-0, Neutral: 0-2		
Date	Location	W/L
2/28/03	Cookeville, Tenn.	L, 2-0
2/24/13	Oxford, Miss.	L, 7-3

DREXEL		Overall: 1-0 (1.000)
Home: 0-0, Away: 0-0, Neutral: 1-0		
Date	Location	W/L
2/26/05	Atlanta, Ga.	W, 7-1

EAST CAROLINA		Overall: 0-1 (.000)
Home: 0-0, Away: 0-0, Neutral: 0-1		
Date	Location	W/L
3/17/00	Rock Hill, S.C.	L, 8-1

EAST TENNESSEE STATE		Overall: 2-2 (.500)
Home: 1-0, Away: 0-0, Neutral: 0-2		
Date	Location	W/L
4/21/04	Martin, Tenn.	W, 3-2
3/27/10	Chattanooga, Tenn.	W, 5-2
2/26/11	Chattanooga, Tenn.	L, 5-4
2/25/12	Chattanooga, Tenn.	L, 5-1

EASTERN ILLINOIS		Overall: 28-39 (.418)
Home: 15-14, Away: 12-10, Neutral: 0-4, OVCT: 1-7		
Date	Location	W/L
3/25/97	Charleston, Ill.	W, 2-1
3/25/97	Charleston, Ill.	L, 6-5
4/27/97	Martin, Tenn.	W, 6-1
4/27/97	Martin, Tenn.	L, 10-5
5/4/97	Morehead, Ky.	L, 4-0
4/9/98	Charleston, Ill.	W, 8-5
4/11/98	Martin, Tenn.	W, 5-1
4/11/98	Martin, Tenn.	W, 4-1
5/2/98	Cape Girardeau, Mo.	L, 3-0
4/3/99	Charleston, Ill.	L, 3-0
4/3/99	Charleston, Ill.	L, 6-0
4/24/99	Martin, Tenn.	L, 24-0
4/24/99	Martin, Tenn.	L, 9-3
5/1/99	Martin, Tenn.	L, 13-3
4/9/00	Martin, Tenn.	L, 7-5
4/9/00	Martin, Tenn.	L, 7-6
4/9/00	Martin, Tenn.	L, 1-0
4/7/01	Charleston, Ill.	L, 9-1
4/7/01	Charleston, Ill.	W, 1-0
4/8/01	Charleston, Ill.	L, 4-0
4/6/02	Charleston, Ill.	L, 2-1
4/6/02	Charleston, Ill.	W, 7-3
4/7/02	Charleston, Ill.	W, 5-3
5/3/02	Richmond, Ky.	L, 6-1
5/4/02	Richmond, Ky.	L, 5-1
4/5/03	Martin, Tenn.	W, 3-2
4/5/03	Martin, Tenn.	W, 8-0
4/21/04	Martin, Tenn.	W, 9-2
4/21/04	Martin, Tenn.	W, 2-1
4/28/04	Charleston, Ill.	W, 3-2
5/7/05	Charleston, Ill.	W, 3-0
5/7/05	Charleston, Ill.	W, 2-1
5/8/05	Charleston, Ill.	W, 7-0

3/18/06	Martin, Tenn.	L, 4-2
3/18/06	Martin, Tenn.	W, 4-3
3/19/06	Martin, Tenn.	L, 4-0
4/15/07	Charleston, Ill.	W, 5-0
4/15/07	Charleston, Ill.	W, 4-3
3/29/08	Martin, Tenn.	L, 5-4 (10)
3/21/09	Charleston, Ill.	L, 2-1 (8)
3/21/09	Charleston, Ill.	L, 5-4
3/22/09	Charleston, Ill.	L, 2-1 (10)
4/17/10	Martin, Tenn.	W, 3-1
4/17/10	Martin, Tenn.	W, 4-1
4/18/10	Martin, Tenn.	W, 7-4
5/13/10	Martin, Tenn.	W, 3-2
4/16/11	Charleston, Ill.	L, 4-1
4/17/11	Charleston, Ill.	L, 2-1
4/17/11	Charleston, Ill.	L, 5-4
5/13/11	Charleston, Ill.	L, 9-3
4/28/12	Martin, Tenn.	W, 5-1
4/28/12	Martin, Tenn.	L, 9-4
4/29/12	Martin, Tenn.	W, 5-4
4/28/13	Martin, Tenn.	L, 2-1
4/28/13	Martin, Tenn.	W, 2-1
4/12/14	Charleston, Ill.	L, 1-0
4/12/14	Charleston, Ill.	L, 1-0
4/13/14	Charleston, Ill.	L, 4-0
5/7/14	Jacksonville, Ala.	L, 6-4
4/11/15	Martin, Tenn.	W, 8-4
4/11/15	Martin, Tenn.	L, 3-0
4/12/15	Martin, Tenn.	L, 4-2
3/19/16	Charleston, Ill.	L, 8-0 (6)
3/19/16	Charleston, Ill.	L, 5-4
3/20/16	Charleston, Ill.	L, 3-2
4/14/17	Charleston, Ill.	L, 3-1
4/14/17	Charleston, Ill.	W, 3-1

EASTERN KENTUCKY		Overall: 33-44 (.429)
Home: 17-18, Away: 14-26, Neutral: 3-1, OVCT: 6-2		
Date	Location	W/L
4/10/93	Richmond, Ky.	L, 2-1
4/10/93	Richmond, Ky.	W, 6-2
4/10/93	Richmond, Ky.	L, 7-5
4/1/94	Martin, Tenn.	L, 3-1
4/1/94	Martin, Tenn.	W, 9-3
4/9/94	Richmond, Ky.	L, 5-2
4/9/94	Richmond, Ky.	W, 1-0
4/22/94	Clarksville, Tenn.	L, 4-0
4/8/95	Richmond, Ky.	L, 5-2
4/8/95	Richmond, Ky.	W, 2-1
4/22/95	Martin, Tenn.	L, 5-2
4/22/95	Martin, Tenn.	L, 5-3
4/14/96	Martin, Tenn.	W, 1-0
4/14/96	Martin, Tenn.	W, 4-3
4/27/96	Richmond, Ky.	L, 1-0 (9)
4/27/96	Richmond, Ky.	W, 3-2
3/29/97	Richmond, Ky.	L, 3-2
3/29/97	Richmond, Ky.	W, 5-2
4/14/97	Martin, Tenn.	W, 2-1 (8)
4/14/97	Martin, Tenn.	W, 5-4
5/4/97	Morehead, Ky.	W, 5-3
4/4/98	Martin, Tenn.	L, 6-2
4/4/98	Martin, Tenn.	L, 9-0
4/10/99	Richmond, Ky.	L, 8-0
4/10/99	Richmond, Ky.	L, 14-2
4/15/00	Richmond, Ky.	W, 2-1
4/15/00	Richmond, Ky.	L, 5-4
4/16/00	Richmond, Ky.	L, 5-1
4/14/01	Martin, Tenn.	L, 2-1
4/14/01	Martin, Tenn.	L, 3-0
4/15/01	Martin, Tenn.	L, 3-1
3/30/02	Richmond, Ky.	L, 3-2
3/30/02	Richmond, Ky.	L, 7-0
3/29/03	Martin, Tenn.	W, 2-1
3/29/03	Martin, Tenn.	W, 4-2
3/30/03	Martin, Tenn.	L, 4-2
4/17/04	Richmond, Ky.	W, 2-0
4/17/04	Richmond, Ky.	L, 4-3
4/18/04	Richmond, Ky.	L, 6-3
5/14/04	Richmond, Ky.	L, 8-0
5/15/04	Richmond, Ky.	W, 2-1
5/15/04	Richmond, Ky.	L, 4-3
4/16/05	Richmond, Ky.	L, 3-0
4/16/05	Richmond, Ky.	L, 7-4
4/17/05	Richmond, Ky.	W, 7-2
5/13/05	Jacksonville, Ala.	W, 8-0
4/22/06	Martin, Tenn.	W, 1-0
4/22/06	Martin, Tenn.	W, 1-0
4/23/06	Martin, Tenn.	W, 7-1
3/17/07	Richmond, Ky.	L, 4-3
3/17/07	Richmond, Ky.	L, 5-3
3/18/07	Richmond, Ky.	W, 4-0
5/10/07	Cookeville, Tenn.	W, 4-0
4/12/08	Martin, Tenn.	L, 16-5
4/12/08	Martin, Tenn.	L, 7-2
4/13/08	Martin, Tenn.	L, 1-0
5/2/09	Richmond, Ky.	W, 7-2
5/2/09	Richmond, Ky.	W, 5-0
5/3/09	Richmond, Ky.	L, 4-2
3/20/10	Martin, Tenn.	W, 4-2
3/20/10	Martin, Tenn.	W, 1-0
3/26/11	Richmond, Ky.	W, 8-7
3/26/11	Richmond, Ky.	L, 4-9
4/6/12	Martin, Tenn.	W, 4-2
4/6/12	Martin, Tenn.	W, 7-3

4/7/12	Martin, Tenn.	L, 7-2
4/21/13	Martin, Tenn.	L, 4-1
4/21/13	Martin, Tenn.	L, 5-3
5/11/13	Charleston, Ill.	W, 4-3
3/23/14	Richmond, Ky.	L, 5-0
3/23/14	Richmond, Ky.	L, 12-4
4/18/15	Martin, Tenn.	L, 4-1
4/18/15	Martin, Tenn.	L, 6-3
4/24/16	Richmond, Ky.	W, 2-0
4/24/16	Richmond, Ky.	L, 6-4
4/22/17	Martin, Tenn.	W, 7-3
5/12/17	Oxford, Ala.	W, 5-3

EVANSVILLE Overall: 15-14 (.481)

Home: 8-3, Away: 4-10, Neutral: 1-3		
Date	Location	W/L
3/24/94	Evansville, Ind.	L, 3-0
3/24/94	Evansville, Ind.	L, 10-2
4/13/94	Martin, Tenn.	W, 4-2
4/13/94	Martin, Tenn.	W, 4-0
3/21/95	Martin, Tenn.	L, 8-5
3/21/95	Martin, Tenn.	L, 5-4
3/26/99	Marietta, Ga.	L, 11-0
2/16/02	Oxford, Miss.	L, 1-0
2/17/02	Oxford, Miss.	L, 4-1
3/1/03	Evansville, Ind.	L, 5-4
2/22/06	Evansville, Ind.	L, 13-0
2/22/06	Evansville, Ind.	L, 4-2
4/2/08	Martin, Tenn.	L, 5-1
3/18/09	Evansville, Ind.	W, 5-1
3/18/09	Evansville, Ind.	L, 1-0
4/27/10	Martin, Tenn.	W, 7-2
4/27/10	Martin, Tenn.	W, 8-7 (8)
2/18/11	Mobile, Ala.	W, 5-1
3/17/11	Evansville, Ind.	L, 7-6
3/17/11	Evansville, Ind.	W, 7-3
4/3/13	Martin, Tenn.	W, 12-4
4/3/13	Martin, Tenn.	W, 9-7
4/2/14	Evansville, Ind.	W, 3-0
4/2/14	Evansville, Ind.	W, 5-2
3/18/15	Martin, Tenn.	W, 14-11
3/18/15	Martin, Tenn.	W, 5-1
2/29/16	Evansville, Ind.	L, 6-5
4/11/17	Evansville, Ind.	W, 7-2
4/11/17	Evansville, Ind.	W, 3-1

FAIRFIELD Overall: 4-2 (.667)

Home: 0-0, Away: 0-0, Neutral: 4-2		
Date	Location	W/L
3/15/96	Orlando, Fla.	W, 7-6
3/10/97	Orlando, Fla.	L, 7-1
3/13/97	Orlando, Fla.	W, 2-1
3/15/98	Orlando, Fla.	W, 6-2
3/18/04	Kissimmee, Fla.	W, 15-14
3/19/04	Kissimmee, Fla.	L, 7-2

FAIRLEIGH DICKINSON Overall: 4-0 (1.000)

Home: 0-0, Away: 0-0, Neutral: 4-0		
Date	Location	W/L
3/14/04	Kissimmee, Fla.	W, 5-3
3/15/06	Kissimmee, Fla.	W, 3-0
3/16/10	Kissimmee, Fla.	W, 9-0
2/25/17	Chattanooga, Tenn.	W, 6-1

FAULKNER Overall: 2-1 (.667)

Home: 0-0, Away: 0-0, Neutral: 2-1		
Date	Location	W/L
3/11/94	Jacksonville, Tenn.	W, 7-2
3/10/95	Troy, Ala.	W, 2-1
3/11/95	Troy, Ala.	L, 3-2

FLORIDA A&M Overall: 1-0 (1.000)

Home: 0-0, Away: 0-0, Neutral: 1-0		
Date	Location	W/L
3/8/09	Atlanta, Ga.	W, 3-1

FLORIDA ATLANTIC Overall: 1-0 (1.000)

Home: 0-0, Away: 0-0, Neutral: 1-0		
Date	Location	W/L
3/17/95	Orlando, Fla.	W, 10-4

FLORIDA GULF COAST Overall: 1-1 (.500)

Home: 0-0, Away: 1-1, Neutral: 0-0		
Date	Location	W/L
3/4/11	Fort Myers, Fla.	W, 1-0
2/17/12	Fort Myers, Fla.	L, 6-0

FORT WAYNE Overall: 5-0 (1.000)

Home: 1-0, Away: 0-0, Neutral: 4-0		
Date	Location	W/L
3/13/03	Osceola, Fla.	W, 11-1
2/21/04	Martin, Tenn.	W, 1-0
2/8/08	Osceola, Fla.	W, 9-0
2/19/16	Chattanooga, Tenn.	W, 3-0
2/18/17	Montgomery, Ala.	W, 13-4 (5)

FURMAN Overall: 1-0 (1.000)

Home: 0-0, Away: 0-0, Neutral: 1-0		
Date	Location	W/L
4/18/98	Knoxville, Tenn.	W, 4-0

GEORGE MASON Overall: 2-1 (.667)

Home: 0-0, Away: 0-0, Neutral: 2-1		
Date	Location	W/L
3/12/02	Winter Park, Fla.	L, 6-3
3/12/03	Osceola, Fla.	W, 4-2
3/11/16	Deland, Fla.	W, 2-1

GEORGE WASHINGTON Overall: 1-0 (1.000)

Home: 0-0, Away: 0-0, Neutral: 1-0		
Date	Location	W/L
3/14/06	Kissimmee, Fla.	W, 2-1

GEORGETOWN Overall: 1-0 (1.000)

Home: 0-0, Away: 0-0, Neutral: 1-0		
Date	Location	W/L
2/26/10	Chattanooga, Tenn.	W, 9-1 (5)

GEORGIA Overall: 0-3 (.000)

Home: 0-0, Away: 0-2, Neutral: 0-1		
Date	Location	W/L
3/1/02	Atlanta, Ga.	L, 6-1
4/2/11	Athens, Ga.	L, 6-1
4/3/11	Athens, Ga.	L, 6-0

GEORGIA STATE Overall: 2-4 (.333)

Home: 0-0, Away: 2-4, Neutral: 0-0		
Date	Location	W/L
3/31/95	Atlanta, Ga.	L, 15-0
2/26/05	Atlanta, Ga.	W, 2-0
2/9/08	Atlanta, Ga.	L, 4-3
2/10/08	Atlanta, Ga.	L, 6-0 (8)
2/15/14	Atlanta, Ga.	W, 9-7
5/16/17	Atlanta, Ga.	L, 6-5

GEORGIA TECH Overall: 1-7 (.125)

Home: 0-0, Away: 0-5, Neutral: 1-2		
Date	Location	W/L
3/29/96	Marietta, Ga.	W, 1-0 (9)
3/23/01	Atlanta, Ga.	L, 3-0
2/10/08	Atlanta, Ga.	L, 2-0
3/10/09	Atlanta, Ga.	L, 2-1
3/10/09	Atlanta, Ga.	L, 7-5
3/3/12	Atlanta, Ga.	L, 8-6 (8)
5/19/12	Tuscaloosa, Ala.	L, 9-1
2/16/14	Atlanta, Ga.	L, 8-5

GRAMBLING Overall: 1-0 (1.000)

Home: 0-0, Away: 0-3, Neutral: 1-0		
Date	Location	W/L
2/19/10	Hammond, La.	W, 9-0 (5)

HOLY CROSS Overall: 1-0 (1.000)

Home: 0-0, Away: 0-0, Neutral: 1-0		
Date	Location	W/L
3/4/13	Orlando, Fla.	W, 5-0

HOUSTON BAPTIST Overall: 4-0 (1.000)

Home: 0-0, Away: 0-0, Neutral: 4-0		
Date	Location	W/L
2/21/09	Dallas, Texas	W, 9-3
2/8/14	Ruston, La.	W, 4-2
3/5/16	Denton, Texas	W, 5-2
3/5/16	Denton, Texas	W, 10-2 (5)

HUNTINGDON Overall: 0-1 (.000)

Home: 0-0, Away: 0-0, Neutral: 0-1		
Date	Location	W/L
3/20/92	Jacksonville, Ala.	L

ILLINOIS Overall: 1-0 (1.000)

Home: 0-0, Away: 0-0, Neutral: 1-0		
Date	Location	W/L
2/13/15	Starkville, Miss.	W, 6-5

ILLINOIS CHICAGO Overall: 0-2 (.000)

Home: 0-0, Away: 0-0, Neutral: 0-2		
Date	Location	W/L
3/24/01	Atlanta, Ga.	L, 9-2
3/2/07	Chattanooga, Tenn.	L, 1-0

ILLINOIS STATE Overall: 0-1 (.000)

Home: 0-0, Away: 0-0, Neutral: 0-1		
Date	Location	W/L
2/12/05	Oxford, Miss.	L, 9-0

INDIANA Overall: 3-1 (.750)

Home: 0-0, Away: 0-0, Neutral: 2-2		
Date	Location	W/L
3/5/05	Bowling Green, Ky.	W, 2-1
3/6/05	Bowling Green, Ky.	W, 4-3
3/3/06	Chattanooga, Tenn.	L, 5-2
3/15/14	Atlanta, Ga.	W, 7-1

INDIANA STATE Overall: 2-7 (.222)

Home: 1-3, Away: 0-0, Neutral: 1-4		
Date	Location	W/L
3/9/01	Columbia, Mo.	L, 2-1
3/11/01	Columbia, Mo.	L, 11-3
2/23/02	Martin, Tenn.	W, 3-1
2/24/02	Martin, Tenn.	L, 5-1
2/15/03	Oxford, Miss.	L, 3-0
2/14/04	Oxford, Miss.	L, 3-2
2/22/04	Martin, Tenn.	L, 6-2

2/19/05	Martin, Tenn.	L, 5-2
3/1/08	Martin, Tenn.	W, 3-1

IOWA Overall: 2-0 (1.000)

Home: 0-0, Away: 0-0, Neutral: 2-0		
Date	Location	W/L
3/18/04	Kissimmee, Fla.	W, 9-0
3/11/17	Riverside, Calif.	W, 14-10

IOWA STATE Overall: 2-1 (.666)

Home: 0-0, Away: 0-2, Neutral: 1-0		
Date	Location	W/L
3/10/01	Columbia, Mo.	L, 5-0
3/11/01	Columbia, Mo.	L, 8-4
3/6/04	Louisville, Ky.	W, 5-4

IUPUI Overall: 1-1 (.500)

Home: 0-0, Away: 0-0, Neutral: 1-1		
Date	Location	W/L
3/16/99	Orlando, Fla.	L, 6-5
2/26/11	Chattanooga, Tenn.	W, 6-0

JACKSON STATE Overall: 3-2 (.600)

Home: 0-0, Away: 0-0, Neutral: 3-2		
Date	Location	W/L
2/11/06	Hammond, La.	W, 15-9
2/14/09	Hammond, La.	W, 12-1
2/20/10	Hammond, La.	W, 6-4
2/12/11	Hammond, La.	L, 4-2
2/9/14	Ruston, Ka.	L, 4-2

JACKSONVILLE STATE Overall: 14-41 (.254)

Home: 2-15, Away: 7-23, Neutral: 3-2, OVCT: 3-5		
Date	Location	W/L
3/21/92	Jacksonville, Ala.	L
3/28/92	Florence, Ala.	W
4/18/92	Columbus, Miss.	W
3/20/93	Jacksonville, Ala.	W, 1-0
3/12/94	Jacksonville, Ala.	L, 2-1
4/20/96	Jacksonville, Ala.	L, 4-0
3/1/99	Jacksonville, Ala.	L, 7-2
3/1/99	Jacksonville, Ala.	L, 11-3
3/19/99	Orlando, Fla.	L, 6-1
4/9/04	Jacksonville, Ala.	L, 10-2
4/9/04	Jacksonville, Ala.	W, 8-6
4/10/04	Jacksonville, Ala.	W, 6-3
5/15/04	Richmond, Ky.	W, 5-2
4/23/05	Martin, Tenn.	L, 11-2
4/23/05	Martin, Tenn.	L, 8-0
4/24/05	Martin, Tenn.	L, 5-4
5/12/05	Jacksonville, Ala.	L, 11-4
4/29/06	Jacksonville, Ala.	L, 6-4
4/29/06	Jacksonville, Ala.	L, 4-1
4/30/06	Jacksonville, Ala.	L, 3-2
5/12/06	Cookeville, Tenn.	L, 9-2
4/28/07	Martin, Tenn.	L, 7-4
4/28/07	Martin, Tenn.	L, 6-3
4/29/07	Martin, Tenn.	L, 7-3
3/21/08	Jacksonville, Ala.	L, 5-2
3/21/08	Jacksonville, Ala.	L, 8-0
3/22/08	Jacksonville, Ala.	L, 6-3
3/29/09	Martin, Tenn.	L, 6-3
3/29/09	Martin, Tenn.	L, 7-1
5/8/09	Martin, Tenn.	W, 2-0
4/2/10	Jacksonville, Ala.	L, 7-5
4/2/10	Jacksonville, Ala.	L, 10-5 (5)
4/3/10	Jacksonville, Ala.	W, 9-6
5/14/10	Martin, Tenn.	L, 5-4
5/15/10	Martin, Tenn.	L, 10-1 (5)
4/22/11	Martin, Tenn.	W, 3-1
4/22/11	Martin, Tenn.	L, 9-1
4/22/11	Martin, Tenn.	W, 8-0
5/5/12	Jacksonville, Ala.	W, 4-1
5/5/12	Jacksonville, Ala.	L, 6-3
5/6/12	Jacksonville, Ala.	L, 10-2 (5)
4/7/13	Jacksonville, Ala.	L, 7-6 (10)
4/7/13	Jacksonville, Ala.	W, 7-6
5/12/13	Charleston, Ill.	L, 2-0
4/19/14	Martin, Tenn.	L, 3-0
4/19/14	Martin, Tenn.	L, 7-5
3/21/15	Jacksonville, Ala.	L, 3-2
3/21/15	Jacksonville, Ala.	L, 9-1
4/10/16	Martin, Tenn.	L, 4-0
4/10/16	Martin, Tenn.	L, 2-1
3/25/17	Jacksonville, Ala.	L, 4-0
3/25/17	Jacksonville, Ala.	W, 7-5

KANSAS Overall: 1-0 (1.000)

Home: 0-0, Away: 0-0, Neutral: 1-0		
Date	Location	W/L
2/10/12	Hammond, La.	W, 6-4

KENNESAW STATE Overall: 1-3 (.250)

Home: 0-0, Away: 1-1, Neutral: 0-2		
Date	Location	W/L
3/5/10	Atlanta, Ga.	L, 5-3
3/2/12	Atlanta, Ga.	L, 2-1
2/17/13	Kennesaw, Ga.	W, 5-4
2/27/16	Kennesaw, Ga.	L, 7-6 (8)

KENT STATE	Overall: 0-1 (.000)
Home: 0-0, Away: 0-0, Neutral: 0-1	
Date Location W/L	
3/6/04 Louisville, Ky.	L, 9-5

KENTUCKY WESLEYAN	Overall: 0-4 (.000)
Home: 0-2, Away: 0-2, Neutral: 0-0	
Date Location W/L	
4/4/92 Owensboro, Ky.	L
4/15/92 Martin, Tenn.	L
4/15/92 Martin, Tenn.	L
3/10/93 Owensboro, Ky.	L, 5-4

LAFAYETTE	Overall: 1-0 (1.000)
Home: 0-0, Away: 0-0, Neutral: 1-0	
Date Location W/L	
3/14/04 Kissimmee, Fla.	W, 7-0

LAMAR	Overall: 1-0 (1.000)
Home: 0-0, Away: 0-0, Neutral: 1-0	
Date Location W/L	
2/13/15 Starkville, Miss.	W, 4-1

LAMBUTH	Overall: 3-1 (.750)
Home: 2-0, Away: 1-1, Neutral: 0-0	
Date Location W/L	
3/12/93 Jackson, Tenn.	W, 4-2
3/12/93 Jackson, Tenn.	L, 5-1
4/13/93 Martin, Tenn.	W, 1-0
4/13/93 Martin, Tenn.	W, 5-4

LIPSCOMB	Overall: 4-8 (.333)
Home: 2-6, Away: 1-1, Neutral: 1-1	
Date Location W/L	
3/6/01 Martin, Tenn.	L, 6-1
3/6/01 Martin, Tenn.	L, 4-2
2/19/02 Nashville, Tenn.	W, 4-0
2/19/02 Nashville, Tenn.	L, 10-2
2/23/02 Martin, Tenn.	W, 3-1
2/24/02 Martin, Tenn.	L, 6-4
4/18/02 Martin, Tenn.	L, 11-4
4/18/02 Martin, Tenn.	L, 2-0
3/27/03 Martin, Tenn.	L, 5-1
3/27/03 Martin, Tenn.	W, 6-4
2/25/06 Murfreesboro, Tenn.	L, 8-3
2/9/08 Atlanta, Ga.	W, 4-3

LIBERTY	Overall: 0-1 (.000)
Home: 0-0, Away: 0-0, Neutral: 0-1	
Date Location W/L	
2/28/99 Chattanooga, Tenn.	L, 5-0

LIVINGSTON	Overall: 3-3 (.500)
Home: 0-0, Away: 0-0, Neutral: 3-2, GSCT: 1-0	
Date Location W/L	
1986 Columbus, Miss.	W, 9-3
1987 Florence, Ala.	L, 12-1
1987 Columbus, Miss.	L, 6-5
1987 Martin, Tenn.	W, 10-2
4/4/92 Owensboro, Ky.	W
4/18/92 Columbus, Miss.	L

LOUISIANA LAFAYETTE	Overall: 1-1 (.500)
Home: 0-0, Away: 0-0, Neutral: 1-1	
Date Location W/L	
2/24/07 Natchitoches, La.	L, 5-0
2/25/07 Natchitoches, La.	L, 9-1

LOUISIANA MONROE	Overall: 1-1 (.500)
Home: 0-0, Away: 0-0, Neutral: 1-1	
Date Location W/L	
2/12/05 Oxford, Miss.	L, 4-3
2/10/07 Hammonds, La. (No. 23)	W, 5-4

LOUISIANA TECH	Overall: 1-3 (.250)
Home: 0-0, Away: 0-1, Neutral: 1-2	
Date Location W/L	
2/23/97 Monroe, La.	L, 10-1
2/8/13 Hammond, La.	W, 7-2 (8)
2/7/14 Ruston, La.	L, 8-3
2/14/15 Starkville, Miss.	L, 7-3

LOUISVILLE	Overall: 0-3 (.000)
Home: 0-0, Away: 0-3, Neutral: 0-0	
Date Location W/L	
3/3/01 Louisville, Ky.	L, 8-0
3/3/01 Louisville, Ky.	L, 3-2
3/7/04 Louisville, Ky.	L, 12-2

LOYOLA CHICAGO	Overall: 3-0 (1.000)
Home: 2-0, Away: 0-0, Neutral: 1-0	
Date Location W/L	
3/5/02 Martin, Tenn.	W, 5-0
3/5/02 Martin, Tenn.	W, 3-0
2/26/06 Murfreesboro, Tenn.	W, 12-0

LOYOLA MARYMOUNT	Overall: 0-2 (.000)
Home: 0-0, Away: 0-2, Neutral: 0-0	
Date Location W/L	
3/10/07 Los Angeles, Calif.	L, 6-5
3/10/07 Los Angeles, Calif.	L, 4-2

MAINE	Overall: 1-4 (.200)
Home: 0-1, Away: 0-0, Neutral: 1-3	
Date Location W/L	
3/13/96 Orlando, Fla.	L, 2-1
3/12/97 Orlando, Fla.	L, 4-2
3/20/02 Martin, Tenn.	L, 6-4
3/13/03 Osceola, Fla.	L, 2-0
3/14/06 Kissimmee, Fla.	W, 4-0

MANHATTAN	Overall: 1-2 (.333)
Home: 0-0, Away: 0-0, Neutral: 0-2	
Date Location W/L	
3/16/98 Orlando, Fla.	L, 3-1
3/16/99 Orlando, Fla.	L, 5-4
3/14/10 Kissimmee, Fla.	W, 4-0

MARIST	Overall: 2-1 (.666)
Home: 0-0, Away: 0-0, Neutral: 1-1	
Date Location W/L	
3/14/98 Orlando, Fla.	W, 5-3
3/14/98 Orlando, Fla.	L, 7-3
3/14/10 Kissimmee, Fla.	W, 13-5 (5)

MARSHALL	Overall: 0-1 (.000)
Home: 0-0, Away: 0-0, Neutral: 0-1	
Date Location W/L	
2/27/04 Chattanooga, Tenn.	L, 10-6

MARTIN METHODIST	Overall: 4-2 (.666)
Home: 2-0, Away: 1-1, Neutral: 1-1	
Date Location W/L	
1987 Martin, Tenn.	W, 7-4
1987 Martin, Tenn.	W, 13-11
1987 Pulaski, Tenn.	L, 5-6
1987 Pulaski, Tenn.	W, 7-4
3/20/92 Jacksonville, Ala.	L
3/27/92 Florence, Ala.	W

MARYLAND	Overall: 2-2 (.500)
Home: 0-0, Away: 0-0, Neutral: 2-2	
Date Location W/L	
4/1/95 Atlanta, Ga.	W, 12-1
2/26/99 Chattanooga, Tenn.	L, 11-1
3/27/99 Marietta, Ga.	L, 10-0
3/19/17 Riverside, Calif.	W, 8-2

MCNEESE STATE	Overall: 0-1 (.000)
Home: 0-0, Away: 0-0, Neutral: 0-1	
Date Location W/L	
2/23/13 Atlanta, Ga.	L, 7-2

MEMPHIS	Overall: 5-11 (.312)
Home: 4-5, Away: 1-6, Neutral: 0-0	
Date Location W/L	
4/5/06 Martin, Tenn.	W, 6-2
4/5/06 Martin, Tenn.	W, 1-0
3/28/07 Memphis, Tenn.	L, 7-4
3/28/07 Memphis, Tenn.	L, 2-1
4/9/08 Martin, Tenn.	L, 6-4
4/9/08 Martin, Tenn.	L, 5-2
4/1/09 Memphis, Tenn.	L, 7-2
4/1/09 Memphis, Tenn.	L, 5-4 (9)
3/14/12 Memphis, Tenn.	L, 3-1
4/24/13 Martin, Tenn.	L, 4-2
4/9/14 Memphis, Tenn.	W, 2-0
3/15/15 Martin, Tenn.	W, 2-0 (8)
3/15/15 Martin, Tenn.	W, 5-1
4/27/16 Memphis, Tenn.	L, 3-2
4/4/17 Martin, Tenn.	L, 5-4
4/4/17 Martin, Tenn.	L, 6-2

MERCER	Overall: 2-0 (1.000)
Home: 0-0, Away: 0-0, Neutral: 2-0	
Date Location W/L	
3/07/09 Atlanta, Ga.	W, 6-3
2/16/13 Atlanta, Ga.	W, 11-10

MID CONTINENT	Overall: 6-0 (1.000)
Home: 6-0, Away: 0-0, Neutral: 0-0	
Date Location W/L	
5/4/04 Martin, Tenn.	W, 3-0
5/4/04 Martin, Tenn.	W, 10-1
2/21/07 Martin, Tenn.	W, 7-0
2/21/07 Martin, Tenn.	W, 10-0
4/29/08 Martin, Tenn.	W, 13-2
4/29/08 Martin, Tenn.	W, 10-0

MIDDLE TENNESSEE	Overall: 14-27-1 (.333)
Home: 3-14-1, Away: 8-12, Neutral: 3-1, OVCT: 1-1	
Date Location W/L	
4/18/93 Martin, Tenn.	L, 2-0
4/18/93 Martin, Tenn.	L, 2-1
4/20/94 Martin, Tenn.	L, 4-2 (11)
4/20/94 Martin, Tenn.	L, 6-4
4/23/94 Clarksville, Tenn.	L, 5-1
4/3/95 Murfreesboro, Tenn.	W, 3-0
4/3/95 Murfreesboro, Tenn.	L, 4-3
3/24/96 Murfreesboro, Tenn.	W, 3-2
3/24/96 Murfreesboro, Tenn.	L, 6-0
4/12/96 Martin, Tenn.	L, 2-1
4/12/96 Martin, Tenn.	L, 1-0
4/18/97 Murfreesboro, Tenn.	L, 2-0
4/18/97 Murfreesboro, Tenn.	W, 4-3

5/3/97 Morehead, Ky.	W, 2-1
4/1/98 Murfreesboro, Tenn.	W, 4-0
4/1/98 Murfreesboro, Tenn.	W, 7-2
4/18/99 Martin, Tenn.	L, 15-1
4/18/99 Martin, Tenn.	L, 1-0
4/6/00 Murfreesboro, Tenn.	L, 7-0
4/6/00 Murfreesboro, Tenn.	L, 3-2
5/6/00 Martin, Tenn.	L, 2-0
5/6/00 Martin, Tenn.	L, 4-0
2/27/01 Murfreesboro, Tenn.	L, 1-0
2/27/01 Murfreesboro, Tenn.	L, 5-0
4/2/03 Martin, Tenn.	L, 4-1
4/2/03 Martin, Tenn.	L, 9-0
2/25/06 Murfreesboro, Tenn.	W, 6-2
2/28/06 Martin, Tenn.	L, 6-4
2/28/06 Martin, Tenn.	T, 1-1
3/5/06 Chattanooga, Tenn.	W, 5-4
2/23/08 Murfreesboro, Tenn.	L, 5-1
2/24/08 Murfreesboro, Tenn.	W, 4-2
4/16/08 Martin, Tenn.	W, 5-1
4/16/08 Martin, Tenn.	W, 1-0
4/22/10 Murfreesboro, Tenn.	L, 2-0
4/22/10 Murfreesboro, Tenn.	L, 7-3
4/25/12 Murfreesboro, Tenn.	L, 4-3
2/22/13 Atlanta, Ga.	W, 7-2
4/22/14 Martin, Tenn.	L, 2-0
3/25/15 Murfreesboro, Tenn.	W, 7-2
3/25/15 Murfreesboro, Tenn.	L, 6-2
3/29/17 Martin, Tenn.	W, 5-3

MINNESOTA	Overall: 0-1 (.000)
Home: 0-0, Away: 0-0, Neutral: 0-1	
Date Location W/L	
3/2/08 Martin, Tenn.	L, 6-0

MISSISSIPPI COLLEGE	Overall: 2-4 (.333)
Home: 0-0, Away: 0-0, Neutral: 2-2, GST: 0-2	
Date Location W/L	
1986 Florence, Ala.	W, 12-5
1986 Columbus, Miss.	L, 6-2
1986 Cape Girardeau, Mo.	L, 3-2
1987 Martin, Tenn.	L, 10-9
1987 Martin, Tenn.	L, 6-5
4/18/92 Columbus, Miss.	W

MISSISSIPPI STATE	Overall: 0-3 (.000)
Home: 0-0, Away: 0-1, Neutral: 0-2	
Date Location W/L	
2/21/97 Monroe, La.	L, 4-1
3/3/07 Chattanooga, Tenn.	L, 6-5
2/14/15 Starkville, Miss.	L, 4-2

MISSISSIPPI UNIV FOR WOMEN	Overall: 4-4 (.500)
Home: 0-0, Away: 0-0, Neutral: 3-4	
Date Location W/L	
1986 Florence, Ala.	L, 2-0
1986 Columbus, Miss.	L, 11-1
1986 Cape Girardeau, Mo.	L, 5-1
1987 Florence, Ala.	W, 5-4
1987 Columbus, Miss.	L, 13-1
3/20/92 Jacksonville, Ala.	W
4/17/92 Columbus, Miss.	W

MISSISSIPPI VALLEY STATE	Overall: 9-2 (.800)
Home: 1-1, Away: 2-0, Neutral: 6-1	
Date Location W/L	
3/30/05 Itta Bena, Miss.	W, 3-2
3/30/05 Itta Bena, Miss.	W, 7-2
4/14/05 Martin, Tenn.	W, 8-0
4/14/05 Martin, Tenn.	L, 3-1
2/10/07 Hammond, La.	W, 9-4
2/13/09 Hammond, La.	L, 0-1
2/19/10 Hammond, La.	W, 8-3
2/22/13 Atlanta, Ga.	W, 5-1
2/13/16 Hammond, La.	W, 8-1
2/12/17 Hammond, La.	W, 8-0 (6)
3/4/17 Hammond, La.	W, 5-1

MISSOURI	Overall: 0-2 (.000)
Home: 0-0, Away: 0-2, Neutral: 0-0	
Date Location W/L	
3/9/01 Columbia, Mo.	L, 6-4
3/10/01 Columbia, Mo.	L, 15-0

MISSOURI KANSAS CITY	Overall: 2-0 (1.000)
Home: 0-0, Away: 0-0, Neutral: 2-0	
Date Location W/L	
2/22/09 Dallas, Texas	W, 11-1
2/12/11 Hammond, La.	W, 3-2

MONMOUTH	Overall: 1-1 (.500)
Home: 0-0, Away: 0-0, Neutral: 1-1	
Date Location W/L	
3/10/08 Orlando, Fla.	L, 3-2
3/10/08 Orlando, Fla.	W, 1-0

MOREHEAD STATE	Overall: 50-18 (.735)
Home: 22-10, Away: 18-11, Neutral: 5-2, OVCT: 4-1	
Date Location W/L	
4/25/92 Cape Girardeau, Mo.	W, 10-1 (5)
4/25/92 Cape Girardeau, Mo.	W, 7-4
4/2/94 Martin, Tenn.	L, 5-2
4/2/94 Martin, Tenn.	W, 11-2

4/8/94	Morehead, Ky.	W, 6-4
4/8/94	Morehead, Ky.	L, 7-3
4/23/94	Clarksville, Tenn.	W, 2-0
3/13/95	Orlando, Fla.	W, 5-0
4/7/95	Morehead, Ky.	L, 3-2
4/7/95	Morehead, Ky.	W, 5-1
4/13/96	Martin, Tenn.	W, 2-1
4/13/96	Martin, Tenn.	W, 7-6
4/26/96	Morehead, Ky.	W, 2-1
4/26/96	Morehead, Ky.	W, 4-2
5/5/96	Murfreesboro, Tenn.	W, 6-0
3/30/97	Morehead, Ky.	L, 1-0 (8)
3/30/97	Morehead, Ky.	W, 5-0
4/13/97	Martin, Tenn.	W, 8-3
4/13/97	Martin, Tenn.	L, 5-3
4/5/98	Martin, Tenn.	L, 2-0
4/5/98	Martin, Tenn.	W, 2-1
5/3/98	Cape Girardeau, Mo	L, 1-0
3/15/99	Orlando, Fla.	L, 13-1
4/11/99	Morehead, Ky.	L, 9-1
4/11/99	Morehead, Ky.	L, 9-1
3/25/00	Martin, Tenn.	W, 3-2
3/26/00	Martin, Tenn.	L, 5-1
3/26/00	Martin, Tenn.	W, 6-1
3/31/01	Morehead, Ky.	L, 4-3
3/31/01	Morehead, Ky.	L, 2-1
4/1/01	Morehead, Ky.	W, 5-0
4/13/02	Martin, Tenn.	W, 6-1
4/13/02	Martin, Tenn.	W, 4-2
4/14/02	Martin, Tenn.	W, 3-2
4/12/03	Morehead, Ky.	W, 3-0
4/12/03	Morehead, Ky.	W, 4-0
4/13/03	Morehead, Ky.	W, 11-0
5/2/04	Martin, Tenn.	W, 8-0
5/2/04	Martin, Tenn.	W, 10-1
4/9/05	Martin, Tenn.	L, 1-0
4/9/05	Martin, Tenn.	W, 6-3
4/10/05	Martin, Tenn.	W, 3-1
4/14/06	Morehead, Ky.	W, 3-0
4/14/06	Morehead, Ky.	W, 5-1
4/15/06	Morehead, Ky.	W, 7-2
3/31/07	Martin, Tenn.	W, 1-0
3/31/07	Martin, Tenn.	L, 4-1
4/1/07	Martin, Tenn.	W, 2-1
3/15/08	Morehead, Ky.	W, 3-2 (9)
3/14/09	Martin, Tenn.	W, 3-2 (8)
3/14/09	Martin, Tenn.	W, 13-0 (5)
3/15/09	Martin, Tenn.	L, 3-1 (10)
5/8/09	Jacksonville, Ala.	W, 5-0 (8)
5/8/10	Morehead, Ky.	W, 5-4
5/8/10	Morehead, Ky.	W, 3-1
5/9/10	Morehead, Ky.	W, 3-1
4/9/11	Martin, Tenn.	W, 1-0
4/9/11	Martin, Tenn.	W, 6-3
4/10/11	Martin, Tenn.	W, 6-2
4/22/12	Morehead, Ky.	W, 5-1
4/22/12	Morehead, Ky.	W, 5-1
4/20/13	Martin, Tenn.	L, 4-0
4/20/13	Martin, Tenn.	W, 5-3
5/10/13	Charleston, Ill.	W, 5-2
3/22/14	Morehead, Ky.	W, 11-7
3/22/14	Morehead, Ky.	W, 9-4
4/23/16	Morehead, Ky.	W, 4-1
4/23/16	Morehead, Ky.	L, 4-0

MURRAY STATE Overall: 14-13 (.518)

Home: 8-6, Away: 4-4, Neutral: 0-0, OVCT: 4-3

Date	Location	W/L
3/30/10	Martin, Tenn.	W, 6-0
3/30/10	Martin, Tenn.	W, 11-3
4/14/10	Murray, Ky.	W, 8-0
3/12/11	Martin, Tenn.	W, 6-5
3/12/11	Martin, Tenn.	W, 3-0
3/13/11	Martin, Tenn.	W, 14-6
5/12/11	Charleston, Ill.	L, 3-2
5/13/11	Charleston, Ill.	W, 3-2
3/24/12	Murray, Ky.	L, 4-1
3/24/12	Murray, Ky.	L, 3-2
3/25/12	Murray, Ky.	W, 4-2
5/10/12	Martin, Tenn.	W, 7-1
4/13/13	Martin, Tenn.	W, 1-0
4/13/13	Martin, Tenn.	L, 4-1
4/14/13	Martin, Tenn.	L, 3-2 (8)
5/8/13	Charleston, Ill.	L, 2-1 (8)
5/12/13	Charleston, Ill.	W, 5-4
3/15/14	Murray, Ky.	W, 6-1
3/15/14	Murray, Ky.	W, 4-3
5/2/15	Martin, Tenn.	L, 8-1
5/2/15	Martin, Tenn.	L, 6-2
5/3/15	Martin, Tenn.	L, 9-1
4/30/16	Murray, Ky.	L, 2-0
5/1/16	Murray, Ky.	L, 5-0
5/13/16	Oxford, Ala.	L, 2-0
4/8/17	Martin, Tenn.	L, 5-4
4/8/17	Martin, Tenn.	W, 6-4

NEVADA Overall: 1-0 (1.000)

Home: 0-0, Away: 0-0, Neutral: 1-0

Date	Location	W/L
2/10/17	Hammond, La.	W, 12-4

NIAGARA Overall: 2-0 (1.000)

Home: 0-0, Away: 0-0, Neutral: 2-0

Date	Location	W/L
2/24/12	Chattanooga, Tenn.	W, 5-3
3/8/13	Orlando, Fla.	W, 6-1

NICHOLLS STATE Overall: 4-5 (.444)

Home: 0-0, Away: 0-0, Neutral: 4-5

Date	Location	W/L
2/22/97	Monroe, La.	L, 3-1
2/10/01	Oxford, Miss.	L, 3-1
2/11/01	Oxford, Miss.	L, 4-0
2/16/02	Oxford, Miss.	W, 3-0
2/10/12	Hammond, La.	W, 5-3
2/8/15	Hammond, La.	L, 3-2
2/14/16	Hammond, La.	W, 3-0
3/4/16	Denton, Texas	L, 10-3
3/3/17	Oxford, Miss.	W, 5-4

NORTH ALABAMA Overall: 7-8-1 (.438)

Home: 1-1, Away: 4-5, Neutral: 2-1-1, GST: 0-1

Date	Location	W/L
1986	Martin, Tenn.	W, 2-1
1986	Martin, Tenn.	L, 17-4
1986	Florence, Ala.	L, 4-3
1986	Florence, Ala.	W, 8-1
1986	Columbus, Miss.	W, 4-1
1986	Florence, Ala.	L, 12-6
1987	Florence, Ala.	L, 8-1
1987	Florence, Ala.	L, 1-0
1987	Florence, Ala.	L, 5-4
3/3/92	Florence, Ala.	W
3/3/92	Florence, Ala.	W
3/21/92	Jacksonville, Ala.	L
3/27/92	Florence, Ala.	W
3/19/93	Jacksonville, Ala.	L, 6-3
2/26/97	Monroe, La.	W, 8-2
2/26/97	Monroe, La.	T, 2-2

NORTH CAROLINA Overall: 0-1 (.000)

Home: 0-0, Away: 0-0, Neutral: 0-1

Date	Location	W/L
3/29/96	Marietta, Ga.	L, 5-1

UNC GREENSBORO Overall: 1-0 (1.000)

Home: 0-0, Away: 0-0, Neutral: 1-0

Date	Location	W/L
3/2/12	Atlanta, Ga.	W, 3-2

UNC WILMINGTON Overall: 0-1 (.000)

Home: 0-0, Away: 0-0, Neutral: 0-1

Date	Location	W/L
3/12/97	Orlando, Fla.	L, 4-0

NORTH DAKOTA STATE Overall: 0-1 (.000)

Home: 0-0, Away: 0-0, Neutral: 0-1

Date	Location	W/L
2/14/09	Hammond, La.	L, 5-1 (8)

NORTH FLORIDA Overall: 0-1 (.000)

Home: 0-0, Away: 0-0, Neutral: 0-1

Date	Location	W/L
3/3/06	Chattanooga, Tenn.	L, 8-7

NORTHEAST ILLINOIS Overall: 2-3 (.400)

Home: 2-3, Away: 0-0, Neutral: 0-0

Date	Location	W/L
3/20/95	Martin, Tenn.	W, 4-1
3/20/95	Martin, Tenn.	L, 17-1
3/21/96	Martin, Tenn.	W, 3-1
3/21/96	Martin, Tenn.	L, 9-7
3/8/98	Martin, Tenn.	L, 6-4

NORTHEAST MISSOURI STATE Overall: 0-1 (.000)

Home: 0-0, Away: 0-0, Neutral: 0-1

Date	Location	W/L
3/18/94	Edwardsville, Ill.	L, 10-3

NORTHERN COLORADO Overall: 2-1 (.667)

Home: 0-0, Away: 0-0, Neutral: 2-1

Date	Location	W/L
2/12/06	Hammond, La.	W, 7-2
2/11/12	Hammond, La.	L, 8-6
2/22/14	Oxford, Miss.	W, 1-0

NORTHERN ILLINOIS Overall: 0-3 (.000)

Home: 0-0, Away: 0-0, Neutral: 0-3

Date	Location	W/L
2/23/97	Monroe, La.	L, 10-1
3/2/03	Evansville, Ind.	L, 8-7
2/11/12	Hammond, La.	L, 7-5

NORTHERN IOWA Overall: 1-4 (.200)

Home: 0-0, Away: 0-0, Neutral: 1-4

Date	Location	W/L
3/7/98	Cape Girardeau, Mo.	L, 21-3
3/7/98	Cape Girardeau, Mo.	L, 14-2
3/28/98	Carbondale, Ill.	L, 9-3
3/2/08	Martin, Tenn.	L, 10-2
2/25/11	Chattanooga, Tenn.	W, 2-0

NORTHBRIDGE Overall: 1-1 (.500)

Home: 0-0, Away: 1-1, Neutral: 0-0

Date	Location	W/L
3/12/07	Northridge, Calif.	W, 5-3
3/12/07	Northridge, Calif.	L, 2-0

NORTH TEXAS Overall: 1-2 (.333)

Home: 0-0, Away: 0-2, Neutral: 1-0

Date	Location	W/L
2/28/04	Chattanooga, Tenn.	W, 5-1
3/4/16	Denton, Texas	L, 8-4
3/5/16	Denton, Texas	L, 5-3

NORTHWESTERN STATE Overall: 2-1 (.667)

Home: 0-0, Away: 1-1, Neutral: 1-0

Date	Location	W/L
2/23/07	Natchitoches, La.	L, 4-2
2/25/07	Natchitoches, La.	W, 7-5
2/26/17	Chattanooga, Tenn.	W, 9-8

NOTRE DAME Overall: 0-1 (.000)

Home: 0-0, Away: 0-0, Neutral: 0-1

Date	Location	W/L
2/26/99	Chattanooga, Tenn.	L, 8-0

OAKLAND UNIVERSITY Overall: 4-0 (1.000)

Home: 1-0, Away: 0-0, Neutral: 3-0

Date	Location	W/L
4/4/92	Owensboro, Ky.	W
2/22/04	Martin, Tenn.	W, 9-8
3/4/07	Chattanooga, Tenn.	W, 7-4
2/27/10	Chattanooga, Tenn.	W, 7-0

OHIO STATE Overall: 1-0 (1.000)

Home: 0-0, Away: 0-0, Neutral: 1-0

Date	Location	W/L
2/19/11	Mobile, Ala.	W, 7-6

OLE MISS Overall: 4-10 (.286)

Home: 2-1, Away: 1-4, Neutral: 1-5

Date	Location	W/L
2/10/01	Oxford, Miss.	L, 2-1
2/11/01	Oxford, Miss.	L, 11-3
2/16/02	Oxford, Miss.	L, 6-2
3/26/03	Martin, Tenn.	L, 7-1
3/26/03	Martin, Tenn.	L, 2-1
3/6/10	Atlanta, Ga.	W, 7-6 (9)
2/23/13	Oxford, Miss.	L, 9-8 (8)
3/13/13	Martin, Tenn.	W, 1-0
2/23/14	Oxford, Miss.	L, 3-2
3/25/14	Martin, Tenn.	W, 3-2
3/31/15	Oxford, Miss.	L, 6-4
3/13/16	Oxford, Miss.	W, 9-6
3/5/17	Oxford, Miss.	L, 10-7
4/18/17	Martin, Tenn.	L, 7-2

OMAHA Overall: 1-0 (1.000)

Home: 0-0, Away: 0-0, Neutral: 1-0

Date	Location	W/L
2/6/15	Hammond, La.	W, 7-3

PENNSYLVANIA Overall: 3-2 (.600)

Home: 0-0, Away: 0-0, Neutral: 3-2

Date	Location	W/L
3/15/02	Winter Park, Fla.	W, 13-2
3/9/08	Orlando, Fla.	L, 4-1
3/11/08	Orlando, Fla.	L, 6-4
3/7/13	Orlando, Fla.	W, 1-0
3/7/13	Orlando, Fla.	W, 5-2

PRINCETON Overall: 1-0 (1.000)

Home: 0-0, Away: 0-0, Neutral: 1-0

Date	Location	W/L
3/1/14	Orlando, Fla.	W, 4-0

PROVIDENCE Overall: 1-2 (.333)

Home: 0-0, Away: 0-0, Neutral: 1-2

Date	Location	W/L
3/14/96	Orlando, Fla.	L, 4-3 (8)
3/9/97	Orlando, Fla.	L, 3-0
3/17/00	Rock Hill, S.C.	W, 3-2

PURDUE Overall: 0-2 (.000)

Home: 0-0, Away: 0-0, Neutral: 0-2

Date	Location	W/L
5/16/09	Louisville, Ky.	L, 6-2
2/24/12	Chattanooga, Tenn.	L, 12-5

QUINCY Overall: 0-1 (.000)

Home: 0-0, Away: 0-0, Neutral: 0-1

Date	Location	W/L
3/18/94	Edwardsville, Ill.	L, 2-1

RADFORD Overall: 1-0 (1.000)

Home: 0-0, Away: 0-0, Neutral: 1-0

Date	Location	W/L
3/27/09	Chattanooga, Tenn.	W, 9-1

RHODE ISLAND

Home: 0-0, Away: 0-0, Neutral: 4-0

Overall: 4-0 (1.000)

Date	Location	W/L
3/9/97	Orlando, Fla.	W, 6-0
3/18/99	Orlando, Fla.	W, 3-2
3/10/03	Osceola, Fla.	W, 1-0
2/27/09	Chattanooga, Tenn.	W, 2-1

RIDER

Home: 0-0, Away: 1-0, Neutral: 0-1

Overall: 1-1 (.500)

Date	Location	W/L
3/15/99	Orlando, Fla.	L, 2-1
3/13/05	Kissimmee, Fla.	W, 5-0

SACRED HEART

Home: 0-0, Away: 0-0, Neutral: 1-1

Overall: 1-1 (.500)

Date	Location	W/L
3/8/08	Osceola, Fla.	L, 4-3
3/4/13	Orlando, Fla.	W, 1-0

SAINT AUGUSTINE

Home: 0-0, Away: 0-0, Neutral: 1-0

Overall: 1-0 (1.000)

Date	Location	W/L
3/19/93	Jacksonville, Ala.	W, 3-0

SAINT FRANCIS

Home: 0-0, Away: 0-0, Neutral: 2-0

Overall: 2-0 (1.000)

Date	Location	W/L
3/5/11	Fort Meyers, Fla.	W, 5-2
3/5/13	Orlando, Fla.	W, 2-0

SAINT JOHNS

Home: 0-0, Away: 0-0, Neutral: 0-1

Overall: 0-1

Date	Location	W/L
3/6/11	Fort Meyers, Fla.	L, 9-7

SAINT JOSEPH

Home: 0-0, Away: 0-0, Neutral: 1-0

Overall: 1-0 (1.000)

Date	Location	W/L
3/10/03	Osceola, Fla.	W, 1-0

SAINT LOUIS

Home: 10-8, Away: 3-10, Neutral: 6-3

Overall: 21-21 (.500)

Date	Location	W/L
3/16/95	Orlando, Fla.	W, 8-2
4/26/97	Martin, Tenn.	W, 6-0
4/26/97	Martin, Tenn.	W, 1-0
3/27/98	Carbondale, Ill.	W, 6-1
3/29/98	St. Louis, Mo.	W, 8-1
3/29/98	St. Louis, Mo.	W, 10-3
4/22/98	Martin, Tenn.	W, 9-0
4/22/98	Martin, Tenn.	W, 3-2
3/1/01	Martin, Tenn.	L, 4-3
3/1/01	Martin, Tenn.	L, 3-2
3/2/01	Louisville, Ky.	L, 6-0
3/20/01	St. Louis, Mo.	L, 2-1
3/20/01	St. Louis, Mo.	L, 7-1
2/23/02	Martin, Tenn.	L, 4-0
4/9/02	Martin, Tenn.	L, 2-1
4/9/02	Martin, Tenn.	L, 5-1
4/29/02	St. Louis, Mo.	L, 3-0
4/29/02	St. Louis, Mo.	L, 3-2
4/1/03	Martin, Tenn.	L, 1-0
4/1/03	Martin, Tenn.	L, 5-4
4/9/03	St. Louis, Mo.	L, 4-1
4/9/03	St. Louis, Mo.	L, 2-0
2/21/04	Martin, Tenn.	W, 2-1
4/6/04	St. Louis, Mo.	L, 5-4
4/6/04	St. Louis, Mo.	L, 9-8
4/19/05	St. Louis, Mo.	L, 1-0
4/19/05	St. Louis, Mo.	L, 3-2
4/12/06	Martin, Tenn.	W, 3-0
4/12/06	Martin, Tenn.	W, 1-0
5/2/06	St. Louis, Mo.	W, 6-2
4/4/07	Martin, Tenn.	W, 3-1
4/4/07	Martin, Tenn.	W, 3-0
2/16/08	Hammond, La.	W, 4-3
2/20/10	Hammond, La.	W, 9-0 (5)
2/13/11	Hammond, La.	W, 11-3
2/17/12	Fort Myers, Fla.	W, 3-0
2/9/13	Hammond, La.	W, 3-2
2/22/14	Oxford, Miss.	L, 2-1
3/11/14	Martin, Tenn.	W, 7-2
3/11/14	Martin, Tenn.	L, 4-3
3/1/15	Hammond, La.	L, 4-2
2/24/17	Chattanooga, Tenn.	W, 1-0

SAINT PETERS

Home: 9-7, Away: 3-10, Neutral: 2-1

Overall: 1-0 (1.000)

Date	Location	W/L
3/15/10	Kissimmee, Fla.	W, 14-5 (5)

SAINT XAVIER

Home: 0-0, Away: 0-0, Neutral: 0-1

Overall: 0-1 (.000)

Date	Location	W/L
3/15/96	Orlando, Fla.	L, 2-1

SAMFORD

Home: 5-3, Away: 2-4, Neutral: 0-1, OVCT: 0-1

Overall: 7-8 (.466)

Date	Location	W/L
3/27/04	Martin, Tenn.	W, 6-0
3/27/04	Martin, Tenn.	L, 1-0
3/28/04	Martin, Tenn.	W, 3-0

5/2/05	Birmingham, Ala.	L, 1-0
5/2/05	Birmingham, Ala.	W, 4-0
5/3/05	Birmingham, Ala.	L, 3-2
5/6/06	Martin, Tenn.	W, 5-2
5/6/06	Martin, Tenn.	W, 2-0
5/7/06	Martin, Tenn.	L, 3-1
4/6/07	Birmingham, Ala.	L, 3-1
4/6/07	Birmingham, Ala.	L, 5-3
4/7/07	Birmingham, Ala.	W, 7-2
5/11/07	Cookeville, Tenn.	L, 4-1
5/3/08	Martin, Tenn.	L, 5-3
5/3/08	Martin, Tenn.	L, 2-1
5/4/08	Martin, Tenn.	L, 2-1
3/18/17	Martin, Tenn.	L, 2-1
3/19/17	Martin, Tenn.	W, 3-2

SAN DIEGO

Home: 0-0, Away: 1-1, Neutral: 0-0

Overall: 1-1 (.500)

Date	Location	W/L
3/11/07	San Diego, Calif.	L, 5-3
3/11/07	San Diego, Calif.	L, 4-3

SIUE

Home: 6-5, Away: 4-7, Neutral: 1-2, OVCT: 1-3

Overall: 13-16 (.448)

Date	Location	W/L
1986	Martin, Tenn.	L, 3-2
1986	Martin, Tenn.	L, 19-2
1986	Cape Girardeau, Mo.	L, 10-0
3/19/94	Edwardsville, Ill.	L, 8-5
4/18/09	Martin, Tenn.	L, 3-0
4/18/09	Martin, Tenn.	W, 5-2
4/30/11	Edwardsville, Ill.	L, 10-2
4/30/11	Edwardsville, Ill.	W, 3-2
5/1/11	Edwardsville, Ill.	W, 2-1
5/13/11	Charleston, Ill.	W, 2-0
3/10/12	Martin, Tenn.	W, 9-3
3/10/12	Martin, Tenn.	W, 7-6
3/11/12	Martin, Tenn.	W, 4-3
3/16/13	Edwardsville, Ill.	L, 8-6
3/16/13	Edwardsville, Ill.	W, 7-4
5/11/13	Charleston, Ill.	W, 7-1
3/30/14	Martin, Tenn.	L, 7-2
3/30/14	Martin, Tenn.	W, 9-2
4/25/15	Edwardsville, Ill.	L, 5-3
4/26/15	Edwardsville, Ill.	L, 3-0
4/26/15	Edwardsville, Ill.	L, 3-2
5/7/16	Martin, Tenn.	W, 3-1
5/7/16	Martin, Tenn.	W, 3-2
5/8/16	Martin, Tenn.	L, 6-5
5/11/16	Oxford, Ala.	L, 2-0
4/1/17	Edwardsville, Ill.	L, 5-0
4/1/17	Edwardsville, Ill.	W, 7-3
5/11/17	Oxford, Ala.	L, 2-1
5/13/17	Oxford, Ala.	L, 7-1

SOUTH DAKOTA

Overall: 0-1 (.000)

Home: 0-0, Away: 0-0, Neutral: 0-1

Date	Location	W/L
3/8/13	Orlando, Fla.	L, 5-2

SOUTHEAST LOUISIANA

Home: 0-0, Away: 6-3, Neutral: 0-1

Overall: 6-4 (.600)

Date	Location	W/L
2/11/06	Hammond, La.	W, 5-2
2/10/07	Hammond, La.	L, 4-2
2/15/09	Hammond, La.	W, 3-1
2/21/10	Hammond, La.	W, 8-3
2/12/11	Hammond, La.	L, 4-2
2/12/11	Mobile, Ala.	L, 7-5
2/8/13	Hammond, La.	L, 2-0
2/7/15	Hammond, La.	W, 6-1
2/27/15	Hammond, La.	W, 6-0
2/13/16	Hammond, La.	W, 9-1 (6)

SOUTHEAST MISSOURI

Home: 18-23, Away: 18-24, Neutral: 4-6, OVCT: 5-5

Overall: 42-53 (.442)

Date	Location	W/L
1986	Martin, Tenn.	L, 11-0
1986	Martin, Tenn.	L, 10-3
1986	Cape Girardeau, Mo.	L, 7-0
1986	Cape Girardeau, Mo.	L, 10-5
3/24/92	Martin, Tenn.	W
3/24/92	Martin, Tenn.	L
4/14/92	Cape Girardeau, Mo.	W
4/14/92	Cape Girardeau, Mo.	L
4/24/92	Cape Girardeau, Mo.	L, 5-0
3/29/93	Martin, Tenn.	L, 6-0
4/20/93	Cape Girardeau, Mo.	L, 3-2
4/20/93	Cape Girardeau, Mo.	L, 4-3
3/22/94	Martin, Tenn.	L, 8-0
4/19/94	Martin, Tenn.	W, 6-5
4/19/94	Cape Girardeau, Mo.	L, 2-0
3/22/95	Cape Girardeau, Mo.	W, 2-0
3/22/95	Martin, Tenn.	L, 3-0
3/22/95	Martin, Tenn.	L, 2-1
4/25/95	Cape Girardeau, Mo.	W, 6-4
4/25/95	Cape Girardeau, Mo.	L, 3-1
3/10/96	Orlando, Fla.	L, 5-0
4/10/96	Martin, Tenn.	L, 5-3
4/10/96	Martin, Tenn.	L, 7-0
4/16/96	Cape Girardeau, Mo.	L, 7-0
4/16/96	Cape Girardeau, Mo.	L, 11-1

5/4/96	Murfreesboro, Tenn.	L, 1-0
3/26/97	Cape Girardeau, Mo.	L, 4-0
3/26/97	Cape Girardeau, Mo.	L, 7-2
5/3/97	Morehead, Ky.	L, 2-1
3/28/98	Carbondale, Ill.	L, 2-0
4/14/98	Martin, Tenn.	L, 8-0
4/14/98	Martin, Tenn.	W, 2-0
4/6/99	Martin, Tenn.	L, 8-0
4/6/99	Martin, Tenn.	L, 12-5
5/1/99	Martin, Tenn.	L, 5-0
4/11/00	Cape Girardeau, Mo.	W, 3-0
4/11/00	Cape Girardeau, Mo.	L, 4-0
5/2/00	Martin, Tenn.	L, 8-2
5/2/00	Martin, Tenn.	L, 1-0
4/10/01	Cape Girardeau, Mo.	L, 2-0
4/10/01	Cape Girardeau, Mo.	L, 11-3
4/25/01	Martin, Tenn.	L, 3-2
4/25/01	Martin, Tenn.	L, 5-2
4/16/02	Martin, Tenn.	L, 3-2
4/16/02	Martin, Tenn.	W, 2-1
4/27/02	Cape Girardeau, Mo.	W, 5-1
4/27/02	Cape Girardeau, Mo.	L, 5-1
5/4/02	Richmond, Ky.	W, 4-1
4/26/03	Cape Girardeau, Mo.	L, 3-0
4/26/03	Cape Girardeau, Mo.	L, 5-4
4/27/03	Cape Girardeau, Mo.	W, 5-1
4/27/04	Cape Girardeau, Mo.	L, 5-4
4/27/04	Cape Girardeau, Mo.	W, 3-2
5/13/04	Richmond, Ky.	W, 9-6
3/19/05	Martin, Tenn.	W, 5-2
3/19/05	Martin, Tenn.	W, 2-0
3/20/05	Martin, Tenn.	L, 6-3
5/12/05	Jacksonville, Ala.	W, 3-2
5/13/05	Jacksonville, Ala.	L, 4-1
3/25/06	Cape Girardeau, Mo.	W, 2-1
3/25/06	Cape Girardeau, Mo.	L, 2-1
3/26/06	Cape Girardeau, Mo.	L, 3-1
5/11/06	Cookeville, Tenn.	L, 3-0
4/21/07	Martin, Tenn.	L, 3-1
4/21/07	Martin, Tenn.	W, 4-2
4/22/07	Martin, Tenn.	L, 6-5
4/26/08	Cape Girardeau, Mo.	L, 6-5
4/26/08	Cape Girardeau, Mo.	W, 5-2
4/27/08	Cape Girardeau, Mo.	W, 7-5
4/10/09	Martin, Tenn.	W, 2-1
4/10/09	Martin, Tenn.	W, 8-2
4/11/09	Cape Girardeau, Mo.	L, 4-3
5/9/09	Jacksonville, Ala.	W, 3-2 (8)
5/9/09	Jacksonville, Ala.	W, 4-1
5/1/10	Cape Girardeau, Mo.	W, 4-3 (8)
5/1/10	Cape Girardeau, Mo.	W, 5-1
5/2/10	Cape Girardeau, Mo.	W, 3-1
3/30/11	Cape Girardeau, Mo.	L, 5-4
3/30/11	Cape Girardeau, Mo.	W, 7-1
4/7/11	Martin, Tenn.	W, 7-2
3/21/12	Martin, Tenn.	W, 5-4 (9)
3/21/12	Martin, Tenn.	W, 2-1
3/29/12	Cape Girardeau, Mo.	W, 3-2
5/4/13	Cape Girardeau, Mo.	W, 11-9
5/4/13	Cape Girardeau, Mo.	W, 14-5
4/26/14	Martin, Tenn.	W, 6-1
4/26/14	Martin, Tenn.	W, 12-6
2/28/15	Hammond, La.	W, 2-1 (8)
3/17/15	Cape Girardeau, Mo.	L, 9-6
3/17/15	Cape Girardeau, Mo.	W, 6-3 (8)
4/16/16	Martin, Tenn.	W, 1-0 (9)
4/16/16	Martin, Tenn.	W, 3-1
4/17/16	Martin, Tenn.	W, 4-0
5/6/17	Martin, Tenn.	L, 7-0
5/6/17	Martin, Tenn.	W, 8-2

SOUTHERN

Home: 0-0, Away: 0-0, Neutral: 4-1

Overall: 4-1 (.800)

Date	Location	W/L
2/11/06	Hammond, La.	W, 5-2
2/11/07	Hammond, La.	W, 9-1
2/16/08	Hammond, La.	L, 9-7
2/13/09	Hammond, La.	W, 9-1
2/12	Hammond, La.	W, 9-1

SOUTHERN ILLINOIS

Home: 2-5, Away: 3-7, Neutral: 0-2

Overall: 6-14 (.300)

Date	Location	W/L
3/27/98	Carbondale, Ill.	L, 10-2
4/8/03	Carbondale, Ill.	L, 4-1
4/8/03	Carbondale, Ill.	L, 8-0
4/1/04	Martin, Tenn.	L, 10-0
4/1/04	Martin, Tenn.	L, 6-2
3/29/06	Carbondale, Ill.	L, 3-0
3/29/06	Carbondale, Ill.	L, 6-3
4/18/07	Martin, Tenn.	L, 4-0
4/18/07	Martin, Tenn.	L, 9-0
2/23/08	Murfreesboro, Tenn.	L, 14-1
4/22/08	Carbondale, Ill.	W, 2-1
4/22/08	Carbondale, Ill.	W, 4-3
4/15/09	Martin, Tenn.(No. 24)	W, 10-4

SOUTHERN INDIANA	Overall: 2-0 (1.000)
Home: 0-0, Away: 2-0, Neutral: 0-0	
Date Location	W/L
4/2/92 Evansville, Ind.	W
4/2/92 Evansville, Ind.	W

SOUTHERN MISS	Overall: 0-1 (.000)
Home: 0-0, Away: 0-0, Neutral: 0-1	
Date Location	W/L
2/12/05 Oxford, Miss.	L, 6-1

SOUTHWEST BAPTIST	Overall: 1-0 (1.000)
Home: 0-0, Away: 0-0, Neutral: 1-0	
Date Location	W/L
3/19/94 Edwardsville, Ill.	W, 2-0

STETSON	Overall: 0-3 (.000)
Home: 0-0, Away: 0-1, Neutral: 0-2	
Date Location	W/L
3/1/14 Orlando, Fla.	L, 2-1
3/13/16 Deland, Fla.	L, 2-0

STONY BROOK	Overall: 0-0-1 (.000)
Home: 0-0, Away: 0-0, Neutral: 0-0-1	
Date Location	W/L
3/16/98 Orlando, Fla.	T, 4-4

SYRACUSE	Overall: 0-1 (.000)
Home: 0-0, Away: 0-0, Neutral: 0-1	
Date Location	W/L
2/25/06 Murfreesboro, Tenn.	L, 6-3

TEMPLE	Overall: 0-1 (.000)
Home: 0-0, Away: 0-0, Neutral: 0-1	
Date Location	W/L
3/13/97 Orlando, Fla.	L, 3-2

TENNESSEE	Overall: 0-1 (.000)
Home: 0-0, Away: 0-1, Neutral: 0-0	
Date Location	W/L
4/17/98 Knoxville, Tenn.	L, 8-0

TENNESSEE STATE	Overall: 61-7 (.896)
Home: 26-2, Away: 31-5, Neutral: 4-0, OVCT: 1-0	
Date Location	W/L
1987 Florence, Ala.	W, 17-0
3/15/94 Nashville, Tenn.	W, 6-1
3/15/94 Nashville, Tenn.	W, 16-0
4/16/94 Martin, Tenn.	W, 11-0
4/16/94 Martin, Tenn.	W, 9-2
4/23/94 Clarksville, Tenn.	W, 15-1
3/5/95 Martin, Tenn.	W, 9-1
3/5/95 Martin, Tenn.	W, 6-1
3/10/95 Troy, Ala.	W, 9-0
3/11/95 Troy, Ala.	W, 4-3
3/23/96 Nashville, Tenn.	W, 9-0
3/23/96 Nashville, Tenn.	L, 6-5
4/4/96 Martin, Tenn.	W, 15-0
4/4/96 Martin, Tenn.	W, 6-3
4/19/97 Nashville, Tenn.	W, 8-0
4/19/97 Nashville, Tenn.	W, 4-3
4/24/98 Nashville, Tenn.	W, 3-1
4/24/98 Nashville, Tenn.	W, 9-6
4/16/99 Martin, Tenn.	L, 12-1
4/16/99 Martin, Tenn.	L, 7-1
3/28/00 Nashville, Tenn.	W, 10-4
3/28/00 Nashville, Tenn.	W, 9-1
4/26/00 Martin, Tenn.	W, 8-2
4/4/01 Martin, Tenn.	W, 4-3
4/4/01 Martin, Tenn.	W, 3-1
4/12/01 Nashville, Tenn.	L, 2-1
4/12/01 Nashville, Tenn.	W, 9-4
3/26/02 Martin, Tenn.	W, 2-0
3/26/02 Martin, Tenn.	W, 5-0
4/11/02 Nashville, Tenn.	W, 1-0
3/22/03 Nashville, Tenn.	L, 4-1
3/22/03 Nashville, Tenn.	W, 5-0
3/23/03 Nashville, Tenn.	W, 2-1
4/24/04 Nashville, Tenn.	W, 3-0
4/24/04 Nashville, Tenn.	W, 3-1
4/25/04 Nashville, Tenn.	W, 4-3
3/25/05 Nashville, Tenn.	W, 9-3
3/25/05 Nashville, Tenn.	W, 3-0
3/26/05 Nashville, Tenn.	W, 9-0
4/1/06 Martin, Tenn.	W, 6-1
4/1/06 Martin, Tenn.	W, 10-2
4/2/06 Martin, Tenn.	W, 2-1
5/5/07 Nashville, Tenn.	W, 4-3
5/5/07 Nashville, Tenn.	W, 3-0
5/6/07 Nashville, Tenn.	W, 4-0
4/19/08 Martin, Tenn.	W, 2-0
4/19/08 Martin, Tenn.	W, 6-4
4/20/08 Martin, Tenn.	W, 3-2
4/4/09 Nashville, Tenn.	L, 5-4 (8)
4/4/09 Nashville, Tenn.	W, 11-3
4/5/09 Nashville, Tenn.	W, 4-2
4/25/10 Martin, Tenn.	W, 7-0
4/25/10 Martin, Tenn.	W, 9-0 (6)
3/19/11 Nashville, Tenn.	W, 6-4
3/19/11 Nashville, Tenn.	W, 12-4
3/20/11 Nashville, Tenn.	W, 6-3
3/31/12 Martin, Tenn.	W, 10-1 (5)

3/31/12 Martin, Tenn.	W, 5-3
4/1/12 Martin, Tenn.	W, 9-1 (6)
3/23/13 Nashville, Tenn.	L, 4-2
3/23/13 Nashville, Tenn.	W, 13-0
4/5/14 Martin, Tenn.	W, 6-5
4/5/14 Martin, Tenn.	W, 4-3 (11)
4/4/15 Nashville, Tenn.	W, 6-1
4/4/15 Nashville, Tenn.	W, 9-2
3/25/16 Martin, Tenn.	W, 6-1
3/25/16 Martin, Tenn.	W, 8-7
4/30/17 Nashville, Tenn.	W, 8-0 (5)

TENNESSEE TECH	Overall: 28-46 (.352)
Home: 11-21, Away: 13-19, Neutral: 1-3 OVCT: 5-6	
Date Location	W/L

4/25/92 Cape Girardeau, Mo.	L, 6-5 (8)
4/4/93 Martin, Tenn.	L, 4-0
4/4/93 Martin, Tenn.	L, 4-1
4/11/93 Cookeville, Tenn.	L, 7-2
4/11/93 Cookeville, Tenn.	W, 2-0
4/23/93 -	L, 5-0
4/9/95 Cookeville, Tenn.	L, 8-0
4/9/95 Cookeville, Tenn.	L, 5-0
4/28/96 Cookeville, Tenn.	L, 4-2
4/28/96 Cookeville, Tenn.	W, 5-1
5/4/96 Murfreesboro, Tenn.	W, 8-1
5/5/96 Murfreesboro, Tenn.	L, 5-3
3/31/97 Cookeville, Tenn.	L, 2-0
3/31/97 Cookeville, Tenn.	W, 4-3
4/12/97 Martin, Tenn.	L, 4-2 (9)
4/12/97 Martin, Tenn.	L, 13-0
4/17/99 Martin, Tenn.	L, 12-0
4/17/99 Martin, Tenn.	L, 16-0
4/29/00 Cookeville, Tenn.	L, 1-0
4/29/00 Cookeville, Tenn.	L, 8-4
4/29/00 Cookeville, Tenn.	L, 5-0
4/28/01 Martin, Tenn.	L, 8-0
4/28/01 Martin, Tenn.	L, 7-1
4/29/01 Martin, Tenn.	L, 2-0
4/20/02 Cookeville, Tenn.	L, 4-0
4/20/02 Cookeville, Tenn.	L, 2-1
4/21/02 Cookeville, Tenn.	L, 9-1
4/18/03 Martin, Tenn.	L, 3-2
4/18/03 Martin, Tenn.	L, 7-6
4/19/03 Martin, Tenn.	L, 10-1
4/3/04 Martin, Tenn.	L, 3-0
4/3/04 Martin, Tenn.	L, 2-0
4/4/04 Martin, Tenn.	W, 3-2
4/2/05 Martin, Tenn.	W, 2-1
4/2/05 Martin, Tenn.	L, 8-3
4/3/05 Martin, Tenn.	W, 2-1
4/8/06 Cookeville, Tenn.	L, 9-1
4/8/06 Cookeville, Tenn.	L, 5-2
3/24/07 Martin, Tenn.	L, 4-0
3/24/07 Martin, Tenn.	L, 6-4
3/25/07 Martin, Tenn.	L, 6-3
5/10/07 Martin, Tenn.	W, 2-1
4/6/08 Cookeville, Tenn.	L, 6-0
4/6/08 Cookeville, Tenn.	L, 3-0
4/25/09 Martin, Tenn.	W, 2-1 (9)
4/25/09 Martin, Tenn.	W, 7-4
4/26/09 Martin, Tenn.	L, 1-0
5/7/09 Jacksonville, Ala.	W, 5-0
5/9/09 Jacksonville, Ala.	L, 1-0
4/10/10 Jacksonville, Ala.	W, 4-2
4/10/10 Cookeville, Tenn.	W, 9-1 (5)
4/11/10 Cookeville, Tenn.	W, 3-2
5/15/10 Martin, Tenn.	L, 6-0
5/7/11 Martin, Tenn.	W, 2-1
5/7/11 Martin, Tenn.	L, 5-4
5/8/11 Martin, Tenn.	W, 3-2
3/17/12 Martin, Tenn.	W, 1-0
3/17/12 Cookeville, Tenn.	W, 6-0
3/18/12 Cookeville, Tenn.	W, 3-1
5/12/12 Martin, Tenn.	L, 2-1
5/12/12 Martin, Tenn.	W, 6-2
4/6/13 Cookeville, Tenn.	W, 9-1
4/6/13 Cookeville, Tenn.	L, 3-0
4/18/14 Martin, Tenn.	L, 6-2
4/18/14 Martin, Tenn.	W, 3-1
5/8/14 Jacksonville, Ala.	L, 5-3
3/22/15 Cookeville, Tenn.	L, 2-1
3/22/15 Cookeville, Tenn.	W, 8-0
4/9/16 Martin, Tenn.	L, 1-0 (8)
4/9/16 Martin, Tenn.	W, 5-3
3/26/17 Cookeville, Tenn.	W, 6-5
3/26/17 Cookeville, Tenn.	W, 10-2
5/10/17 Oxford, Ala.	W, 1-0

TEXAS ARLINGTON	Overall: 0-2 (.000)
Home: 0-0, Away: 0-1, Neutral: 0-1	
Date Location	W/L
3/18/99 Orlando, Fla.	L, 4-1
2/21/09 Dallas, Texas	L, 5-3 (8)

TEXAS SOUTHERN	Overall: 1-0 (1.000)
Home: 0-0, Away: 0-0, Neutral: 1-0	
Date Location	W/L
2/22/09 Dallas, Texas	W, 10-2

TEXAS TECH	Overall: 1-1 (.500)
Home: 0-0, Away: 1-1, Neutral: 0-0	
Date Location	W/L
3/6/15 Lubbock, Texas	W, 4-3
3/7/15 Lubbock, Texas	L, 13-9

TOLEDO	Overall: 2-3 (.400)
Home: 0-0, Away: 0-0, Neutral: 1-3	
Date Location	W/L
3/31/95 Atlanta, Ga.	L, 6-0
3/2/01 Louisville, Ky.	L, 2-1
3/4/07 Chattanooga, Tenn.	W, 13-8
3/6/09 Atlanta, Ga.	W, 2-1
2/25/11 Chattanooga, Tenn.	L, 4-3

TREVECCA	Overall: 1-0 (1.000)
Home: 1-0, Away: 0-0, Neutral: 0-0	
Date Location	W/L
3/20/13 Martin, Tenn.	W, 6-1

TROY	Overall: 2-8 (.200)
Home: 0-0, Away: 0-2, Neutral: 2-5, GST: 1-0	
Date Location	W/L
1986 Florence, Ala.	L, 9-8
1986 Florence, Ala.	W, 13-3
1987 Florence, Ala.	W, 8-1
4/17/92 Columbus, Miss.	L
3/10/95 Troy, Ala.	L, 9-1
3/11/95 Troy, Ala.	L, 6-2
4/1/95 Atlanta, Ga.	L, 2-0
3/3/02 Atlanta, Ga.	L, 7-2
2/9/07 Hammonds, La.	L, 5-2
3/8/14 Orlando, Fla.	L, 8-7 (8)

TULSA	Overall: 0-2 (.000)
Home: 0-0, Away: 0-0, Neutral: 0-2	
Date Location	W/L
2/21/97 Monroe, La.	L, 8-2
2/14/97 Oxford, Miss.	L, 7-2

UAB	Overall: 1-0 (1.000)
Home: 0-0, Away: 0-0, Neutral: 1-0	
Date Location	W/L
2/17/13 Atlanta, Ga.	W, 2-0

UC RIVERSIDE	Overall: 0-2 (.000)
Home: 0-0, Away: 0-2, Neutral: 0-0	
Date Location	W/L
3/9/17 Riverside, Calif.	L, 6-4
3/9/17 Riverside, Calif.	L, 8-4

UT ARLINGTON	Overall: 1-2 (.333)
Home: 0-0, Away: 0-0, Neutral: 1-2	
Date Location	W/L
2/6/15 Hammond, La.	L, 8-0
3/6/15 Lubbock, Texas	L, 12-2
3/6/15 Lubbock, Texas	W, 9-0

UTAH VALLEY	Overall: 0-0 (.000)
Home: 0-0, Away: 0-0, Neutral: 0-1	
Date Location	W/L
3/8/15 Lubbock, Texas	L, 10-8

VALPARAISO	Overall: 2-1 (.666)
Home: 0-0, Away: 0-0, Neutral: 2-1	
Date Location	W/L
3/16/95 Orlando, Fla.	W, 4-3
3/13/96 Orlando, Fla.	W, 6-3
2/25/12 Chattanooga, Tenn.	L, 8-4

VERMONT	Overall: 0-1 (.000)
Home: 0-0, Away: 0-0, Neutral: 0-1	
Date Location	W/L
3/19/99 Orlando, Fla.	L, 9-3

WAGNER	Overall: 3-0 (1.000)
Home: 0-0, Away: 0-0, Neutral: 3-0	
Date Location	W/L
3/12/02 Winter Park, Fla.	W, 8-2
3/13/06 Kissimmee, Fla.	W, 2-1
3/12/16 Deland, Fla.	W, 4-1

WAYNE STATE	Overall: 1-3 (.250)
Home: 0-0, Away: 0-0, Neutral: 1-3	
Date Location	W/L
4/3/92 Owensboro, Ky.	L
4/4/92 Owensboro, Ky.	W
4/5/92 Owensboro, Ky.	L
4/5/92 Owensboro, Ky.	L

WEBER STATE	Overall: 0-1 (.000)
Home: 0-0, Away: 0-0, Neutral: 0-1	
Date Location	W/L
3/11/17 Riverside, Calif.	L, 7-5

WEST ALABAMA	Overall: 1-0 (1.000)
Home: 0-0, Away: 0-0, Neutral: 0-0, GST: 1-0	
Date Location	W/L
1986 Florence, Ala.	W, 17-2

WEST GEORGIA			Overall: 4-0 (1.000)
Home: 0-0, Away: 0-0, Neutral: 2-0, GST: 2-0			
Date	Location	W/L	
1987	Martin, Tenn.	W, 7-4	
1987	Martin, Tenn.	W, 2-1	
3/20/93	Jacksonville, Ala.	W, 6-1	
3/12/94	Jacksonville, Ala.	W, 8-0	

WESTERN CAROLINA			Overall: 1-0 (1.000)
Home: 0-0, Away: 0-0, Neutral: 1-0			
Date	Location	W/L	
3/7/14	Orlando, Fla.	W, 2-0	

WESTERN ILLINOIS			Overall: 2-0 (1.000)
Home: 2-0, Away: 0-0, Neutral: 0-0			
Date	Location	W/L	
3/18/17	Martin, Tenn.	W, 4-1	
3/19/17	Martin, Tenn.	W, 4-3 (8)	

WESTERN KENTUCKY			Overall: 4-8 (.333)
Home: 0-3, Away: 2-4, Neutral: 1-2			
Date	Location	W/L	
3/8/00	Bowling Green, Ky.	L, 2-1	
3/8/00	Bowling Green, Ky.	L, 6-4	
4/2/00	Martin, Tenn.	L, 19-2	
3/28/02	Martin, Tenn.	L, 4-3	
3/28/02	Martin, Tenn.	L, 2-1	
3/5/03	Bowling Green, Ky.	L, 2-1	
3/5/03	Bowling Green, Ky.	W, 5-3	
3/5/05	Bowling Green, Ky.	L, 8-7	
3/6/05	Bowling Green, Ky.	W, 4-3	
3/7/09	Atlanta, Ga.	L, 4-1	
3/7/10	Atlanta, Ga.	W, 5-3	
3/4/12	Atlanta, Ga.	W, 5-4	

WESTERN MICHIGAN			Overall: 2-1 (.667)
Home: 0-0, Away: 0-0, Neutral: 2-1			
Date	Location	W/L	
2/27/16	Kennesaw, Ga.	L, 8-3	
2/28/16	Kennesaw, Ga.	W, 4-3 (8)	
2/25/17	Chattanooga, Tenn.	W, 9-0	

WICHITA STATE			Overall: 0-2 (.000)
Home: 0-0, Away: 0-0, Neutral: 0-1			
Date	Location	W/L	
3/30/96	Marietta, Ga.	L, 6-0	
2/8/14	Ruston, La.	L, 8-7	

WINTHROP			Overall: 0-2 (.000)
Home: 0-0, Away: 0-0, Neutral: 0-1			
Date	Location	W/L	
3/6/09	Atlanta, Ga.	L, 3-1	
3/6/10	Atlanta, Ga.	L, 5-3	

WISCONSIN GREEN BAY			Overall: 1-1 (.500)
Home: 0-0, Away: 0-0, Neutral: 1-1			
Date	Location	W/L	
3/14/95	Orlando, Fla.	L, 3-2	
3/18/95	Orlando, Fla.	W, 5-4	
2/28/04	Chattanooga, Tenn.	L, 11-6	

WRIGHT STATE			Overall: 1-0 (1.000)
Home: 0-0, Away: 0-0, Neutral: 1-0			
Date	Location	W/L	
2/20/16	Chattanooga, Tenn.	W, 3-2	

YALE			Overall: 3-2 (.600)
Home: 0-0, Away: 0-0, Neutral: 3-2			
Date	Location	W/L	
3/10/97	Orlando, Fla.	L, 7-1	
3/15/98	Orlando, Fla.	L, 3-2 (8)	
3/15/04	Kissimmee, Fla.	W, 3-2	
3/15/05	Kissimmee, Fla.	W, 3-1	
3/9/08	Orlando, Fla.	W, 8-3	

YOUNGSTOWN STATE			Overall: 2-1 (.667)
Home: 0-0, Away: 0-0, Neutral: 2-1			
Date	Location	W/L	
3/14/02	Winter Park, Fla.	W, 4-3	
3/14/03	Osceola, Fla.	W, 5-2	
3/14/05	Kissimmee, Fla.	L, 3-1	

UT MARTIN IN THE OVC TOURNAMENT

1994 (#4 SEED) - AT AUSTIN PEAY		
vs. EASTERN KENTUCKY	L, 4-0	
vs. TENNESSEE STATE	W, 15-1	
vs. MOREHEAD STATE	W, 2-0	
vs. MIDDLE TENNESSEE	L, 5-1	

1996 (#4 SEED) - AT MIDDLE TENNESSEE		
vs. TENNESSEE TECH	W, 8-1	
vs. SOUTHEAST MISSOURI	L, 1-0	
vs. MOREHEAD STATE	W, 6-0	
vs. TENNESSEE TECH	L, 5-3	

1997 (#4 SEED) - AT MOREHEAD STATE		
vs. MIDDLE TENNESSEE	W, 2-1	
vs. SOUTHEAST MISSOURI	L, 2-1	
vs. EASTERN KENTUCKY	W, 5-3	
vs. EASTERN ILLINOIS	L, 4-0	

1998 (#3 SEED) - AT SOUTHEAST MISSOURI		
vs. EASTERN ILLINOIS	L, 3-0	
vs. MOREHEAD STATE	L, 1-0	

1999 (#8 SEED) - AT UT MARTIN		
vs. SOUTHEAST MISSOURI	L, 5-0	
vs. EASTERN ILLINOIS	L, 13-3	

2002 (#3 SEED) - AT EASTERN KENTUCKY		
vs. EASTERN ILLINOIS	L, 6-1	
vs. SOUTHEAST MISSOURI	W, 5-1	
vs. EASTERN ILLINOIS	L, 5-1	

2003 (#3 SEED) - AT TENNESSEE TECH		
vs. EASTERN ILLINOIS	L, 6-3	
vs. SOUTHEAST MISSOURI	L, 4-3	

2004 (#2 SEED) - AT EASTERN KENTUCKY		
vs. SOUTHEAST MISSOURI	W, 9-6	
vs. EASTERN KENTUCKY	L, 8-0	
vs. JACKSONVILLE STATE	W, 5-2	
vs. EASTERN KENTUCKY	W, 2-1	
vs. EASTERN KENTUCKY	L, 4-3	

2005 (#4 SEED) - AT JACKSONVILLE STATE		
vs. SOUTHEAST MISSOURI	W, 3-2	
vs. JACKSONVILLE STATE	L, 11-4	
vs. EASTERN KENTUCKY	W, 8-0 (5)	
vs. SOUTHEAST MISSOURI	L, 4-1	

2006 (#4 SEED) - AT TENNESSEE TECH		
vs. SOUTHEAST MISSOURI	L, 3-0	
vs. JACKSONVILLE STATE	L, 9-2	

2007 (#5 SEED) - AT TENNESSEE TECH		
vs. EASTERN KENTUCKY	W, 4-0	
vs. TENNESSEE TECH	L, 6-0	
vs. SAMFORD	L, 4-1	

2009 (#4 SEED) - AT JACKSONVILLE STATE		
vs. TENNESSEE TECH	L, 1-0	
vs. MOREHEAD STATE	W, 5-0 (8)	
vs. JACKSONVILLE STATE	W, 1-0	
vs. TENNESSEE TECH	W, 4-2	
vs. SOUTHEAST MISSOURI	W, 3-2 (8)	
vs. SOUTHEAST MISSOURI	W, 4-1	

2010 (#1 SEED) - AT UT MARTIN		
vs. EASTERN ILLINOIS	W, 3-2	
vs. JACKSONVILLE STATE	L, 5-4	
vs. TENNESSEE TECH	W, 2-1	
vs. JACKSONVILLE STATE	L, 10-1 (5)	

2011 (#3 SEED) - AT EASTERN ILLINOIS		
vs. MURRAY STATE	L, 3-2	
vs. SIUE	W, 2-0	
vs. MURRAY STATE	W, 3-2	
vs. EASTERN ILLINOIS	L, 9-3	

2012 (#1 SEED) - AT UT MARTIN		
vs. MURRAY STATE	W, 7-1	
vs. TENNESSEE TECH	W, 6-2	
vs. TENNESSEE TECH	L, 3-1	
vs. TENNESSEE TECH	W, 6-2	

2013 (#5 SEED) - AT EASTERN ILLINOIS		
vs. MURRAY STATE	L, 2-1 (8)	
vs. MOREHEAD STATE	W, 5-2	
vs. SIUE	W, 7-1	
vs. EASTERN KENTUCKY	W, 4-3	
vs. MURRAY STATE	W, 5-4	
vs. JACKSONVILLE STATE	L, 2-0	

2014 (#6 SEED) - AT JACKSONVILLE STATE		
vs. EASTERN ILLINOIS	L, 6-4	
vs. TENNESSEE TECH	L, 5-4	

2016 (#5 SEED) - AT OXFORD, ALA.		
vs. SIUE	L, 3-2	
vs. MURRAY STATE	L, 2-0	

2017 (#2 SEED) - AT OXFORD, ALA.		
vs. TENNESSEE TECH	W, 1-0	
vs. SIUE	L, 2-1	
vs. BELMONT	W, 4-0	
vs. EASTERN KENTUCKY	W, 5-3	
vs. SIUE	L, 7-1	

TOTAL	32-35	
--------------	--------------	--

1986

Mellanie Surratt

Overall: 19-16 • GSC: N/A

Date/Team	Result
Austin Peay	W, 4-3
Austin Peay	W, 7-6
at Cumberland	W, 9-8
at Cumberland	W, 6-0
1-vs. Mississippi Univ. for Women	L, 2-0
1-vs. Troy	L, 9-8
1-vs. Mississippi College	W, 12-5
Southeast Missouri	L, 11-0
Southeast Missouri	L, 10-3
North Alabama	W, 2-1
North Alabama	L, 17-4
2-at Mississippi Univ. for Women	L, 11-1
2-vs. Delta State	W, 11-8
2-vs. Livingston	W, 9-3
2-vs. Mississippi College	L, 6-2
2-vs. North Alabama	W, 4-1
Arkansas State	W, 8-3
Arkansas State	W, 12-3
at Southeast Missouri	L, 7-0
at Southeast Missouri	L, 10-5
at Arkansas State	L, 7-6
SIU Edwardsville	L, 3-2
SIU Edwardsville	L, 19-2
at North Alabama	L, 4-3
at North Alabama	W, 8-1
3-vs. Mississippi Univ. for Women	L, 5-1
3-vs. SIU Edwardsville	L, 10-0
3-vs. Akron	L, 16-0
3-vs. Mississippi College	L, 3-2
at Austin Peay	W, 3-1
at Austin Peay	L, 6-5
4-vs. West Alabama	W, 16-2
4-vs. Troy	W, 13-3
4-vs. Delta State	W, 9-4
4-at North Alabama	L, 12-6

1-North Alabama Tournament, Florence, Ala.

2-Mississippi Univ. for Women Tournament, Columbus, Miss.

3-Southeast Missouri Riverboat Tournament, Cape Girardeau, Mo.

4-Gulf South Conference Tournament, Florence, Ala.

1987

Mellanie Surratt

Overall: 12-12 • GSC: N/A

Date/Team	Result
Bellarmine	W, 5-0
Bellarmine	L, 19-3
1-vs. Tennessee State	W, 17-0
1-vs. Troy	W, 6-5
1-at North Alabama	L, 8-1
1-vs. Livingston	L, 12-1
1-vs. Mississippi Univ. for Women	W, 5-4
2-vs. Arkansas State	W, 7-3
2-at Mississippi Univ. for Women	L, 6-0
2-Mississippi College	L, 13-1
2-vs. Livingston	L, 6-5
Martin Methodist	W, 7-4
Martin Methodist	W, 13-11
at North Alabama	L, 1-0
at North Alabama	L, 5-4
Austin Peay	W, 3-2
Austin Peay	L, 3-0
at Martin Methodist	L, 6-5
at Martin Methodist	W, 7-4
3-vs. West Georgia	W, 7-4
3-vs. Mississippi College	L, 10-9
3-vs. West Alabama	W, 10-2
3-vs. West Georgia	W, 2-1
3-vs. Mississippi College	L, 6-5

1-North Alabama Invitational, Florence, Ala.

2-Mississippi Univ. for Women Tournament, Columbus, Miss.

3-Gulf South Conference Tournament, Martin, Tenn.

1988

Mellanie Surratt

Overall: 15-13 • GSC: N/A

Date/Team	Result
*Complete results from the 1988 season were not available at the time of printing.	
1-vs. Jacksonville State	W
1-vs. Troy	W
1-vs. West Alabama	L
1-vs. Mississippi College	L, 8-2

1-Gulf South Conference Tournament, Valdosta, Ga.

1989

Mellanie Surratt

Overall: N/A • GSC: N/A

Date/Team	Result
*Complete results from the 1989 season were not available at the time of printing.	

1990

Mellanie Surratt

Overall: N/A • GSC: N/A

Date/Team	Result
*Complete results from the 1990 season were not available at the time of printing.	

1991

Mellanie Surratt

Overall: 39-13 • GSC: 10-4

Date/Team	Result
3/1 1-at West Georgia	W, 7-2
3/2 1-vs. Saginaw Valley	L, 3-0
3/2 1-vs. Valdosta State	L, 5-1
3/7 at North Alabama	W, 4-1
3/7 at North Alabama	W, 6-1
3/19 Southeast Missouri	W, 1-0
3/19 Southeast Missouri	W, 4-0
3/20 at Southern Indiana	W, 5-1
3/20 at Southern Indiana	W, 4-0
3/22 2-at North Alabama	W, 12-10
3/22 2-vs. Martin Methodist	W, 5-0
3/23 2-vs. Mississippi College	W, 2-0
3/23 2-vs. West Georgia	W, 1-0
3/23 2-vs. Mississippi Univ. for Women	L, 1-0
3/25 at Freed-Hardeman	W, 6-0
3/25 at Freed-Hardeman	W, 10-0
3/26 Austin Peay	W, 7-4
3/26 Austin Peay	W, 10-0
3/27 Tennessee Tech	W, 18-4
3/27 Tennessee Tech	W, 3-0
3/27 Shawnee (Ill.)	W, 9-8
3/29 3-vs. Quincy (Ill.)	L, 9-8
3/29 3-vs. Western Illinois	L, 4-1
3/29 3-vs. Illinois	W, 6-0
3/30 3-at SIU Edwardsville	L, 4-1
3/30 3-Kentucky Wesleyan	W, 6-1
4/1 Freed-Hardeman	W, 10-0
4/1 Freed-Hardeman	W, 8-0
4/2 at Southeast Missouri	L, 8-1
4/2 at Southeast Missouri	L, 4-0
4/3 Cumberland	W, 4-0
4/3 Cumberland	W, 6-0
4/5 4-vs. Saginaw Valley	W, 2-1
4/6 4-vs. Grand Valley State	L, 3-0
4/6 4-vs. Saginaw Valley	W, 3-0 (10)
4/6 4-vs. Evansville	W, 8-0
4/7 4-vs. Grand Valley State	W, 3-1
4/7 4-vs. Wayne State	W, 2-1
4/7 4-vs. Wayne State	W, 3-1
4/10 North Alabama	W, 5-1
4/10 North Alabama	L, 4-2
4/15 at Austin Peay	W, 4-0
4/15 at Austin Peay	W, 4-0
4/16 Martin Methodist	W, 9-0
4/16 Martin Methodist	W, 2-0
4/17 Kentucky Wesleyan	L, 4-2
4/17 Kentucky Wesleyan	W, 2-0
4/20 5-vs. Valdosta State	W, 1-0
4/20 5-vs. Jacksonville State	W, 2-0
4/21 5-vs. Livingston	W, 2-1 (9)
4/21 5-vs. Livingston	L, 6-3
4/21 5-vs. Livingston	L, 13-3

1-West Georgia Invitational, Carrollton, Ga.

2-North Alabama Invitational, Florence, Ala.

3-SIU Edwardsville Invitational, Edwardsville, Ill.

4-Kentucky Wesleyan Invitational, Owensboro, Ky.

5-Gulf South Conference Tournament, Cleveland, Miss.

1992

Mellanie Surratt

Overall: 24-19

Date/Team	Result
3/3 at North Alabama	W
3/3 at North Alabama	W
3/17 Bellarmine	W
2/17 Bellarmine	L
3/20 1-vs. Mississippi Univ. for Women	W
3/20 1-vs. Martin Methodist College	L
3/20 1-vs. Huntingdon	L
3/21 1-vs. North Alabama	L
3/21 at Jacksonville State	L
3/24 Southeast Missouri	W
3/24 Southeast Missouri	L
3/26 at Austin Peay	W
3/26 at Austin Peay	W
3/27 2-at North Alabama	W
3/27 2-vs. Martin Methodist	W
3/28 2-vs. Jacksonville State	W
4/28 2-vs. Athens State	W
4/2 at Southern Indiana	W
4/2 at Southern Indiana	W
4/3 3-vs. Wayne State	L
4/3 3-vs. Athens State	L
4/4 3-at Kentucky Wesleyan	L
4/4 3-vs. Livingston	W
4/4 3-vs. Wayne State	W
4/4 3-vs. Oakland University	W
4/5 3-vs. Wayne State	L
4/5 3-vs. Wayne State	L
4/8 Austin Peay	W
4/8 Austin Peay	L
4/14 at Southeast Missouri	W
4/14 at Southeast Missouri	L
4/15 Kentucky Wesleyan	L
4/15 Kentucky Wesleyan	L
4/17 4-vs. Troy State	L
4/17 4-at Mississippi Univ. for Women	W
4/18 4-vs. Livingston	L
4/18 4-vs. Jacksonville State	W
4/18 4-vs. Mississippi College	W
4/24 5-at Southeast Missouri	L, 5-0
4/24 5-vs. Austin Peay	W, 2-0
4/25 5-vs. Morehead State	W, 10-1 (5)
4/25 5-vs. Tennessee Tech	L, 6-5 (8)
4/25 5-vs. Morehead State	W, 7-4

1-Jacksonville State Tournament, Jacksonville, Ala.

2-North Alabama Tournament, Florence, Ala.

3-Kentucky Wesleyan Invitational, Owensboro, Ky.

4-Mississippi Univ. for Women Invitational, Columbus, Miss.

5-Ohio Valley Conference Tournament

1993

Mellanie Surratt

Overall: 11-17 • OVC: 4-12

Date/Team	Result
3/10 at Kentucky Wesleyan	L, 5-4
3/12 at Lambuth	W, 4-2
3/12 at Lambuth	L, 5-1
3/19 1-vs. Columbus	W, 5-4
3/19 1-vs. North Alabama	L, 6-3
3/19 1-vs. Saint Augustine	W, 3-0
3/20 1-at Jacksonville State	W, 1-0
3/20 1-vs. West Georgia	W, 6-1
3/26 * at Austin Peay	L, 3-0
3/26 * at Austin Peay	W, 2-0
3/29 * Southeast Missouri	L, 6-0
4/4 * Tennessee Tech	L, 4-0
4/4 * Tennessee Tech	L, 4-1
4/9 * Austin Peay	L, 2-0
4/9 * Austin Peay	W, 3-0
4/10 * at Eastern Kentucky	L, 2-1
4/10 * at Eastern Kentucky	W, 6-2
4/10 * at Eastern Kentucky	L, 7-5
4/11 * at Tennessee Tech	L, 7-2
4/11 * at Tennessee Tech	W, 2-0
4/13 Lambuth	W, 1-0
4/13 Lambuth	W, 5-4
4/18 * Middle Tennessee	L, 2-0
4/18 * Middle Tennessee	L, 2-1
4/20 * at Southeast Missouri	L, 3-2
4/20 * at Southeast Missouri	L, 4-3
4/23 2-vs. Tennessee Tech	L, 5-0
4/23 2-vs. Austin Peay	L, 1-0

1-Jacksonville State Invitational, Jacksonville, Ala.

2-Ohio Valley Conference Tournament

1994

Mellanie Surratt

21-20 (.512) 11-9 OVC

Date/Team	Result
3/11 1-vs. Belhaven	W, 1-0
3/11 1-vs. Faulkner	W, 7-2
3/12 1-vs. West Georgia	W, 8-0
3/12 1-at Jacksonville State	L, 2-1
3/14 at Chattanooga	L, 4-1
3/14 at Chattanooga	W, 2-1
3/15 * at Tennessee State	W, 6-1
3/15 * at Tennessee State	W, 16-0
3/18 vs. Central Missouri State	L, 5-1
3/18 vs. Quincy (Ill.)	L, 2-1
3/18 2-vs. Northeast Missouri State	L, 10-3
3/19 2-vs. Southwest Baptist	W, 2-0
3/19 2-at SIU Edwardsville	L, 8-5
3/22 * Southeast Missouri	L, 8-0
3/22 * Southeast Missouri	W, 6-5
3/24 at Evansville	L, 3-0
3/24 at Evansville	L, 10-2
3/26 Chattanooga	L, 2-0
3/26 Chattanooga	W, 6-5
4/1 * Eastern Kentucky	L, 3-1
4/1 * Eastern Kentucky	W, 9-3
4/2 * Morehead State	L, 5-2
4/2 * Morehead State	W, 11-2
4/8 * at Morehead State	W, 6-4
4/8 * at Morehead State	L, 7-3
4/9 * at Eastern Kentucky	L, 5-2
4/9 * at Eastern Kentucky	W, 1-0
4/13 Evansville	W, 4-2
4/13 Evansville	W, 4-0
4/16 * Tennessee State	W, 11-0
4/16 * Tennessee State	W, 9-2
4/18 * Austin Peay	L, 3-0
4/18 * Austin Peay	W, 5-1
4/19 * at Southeast Missouri	L, 2-0
4/19 * at Southeast Missouri	W, 2-0
4/20 * Middle Tennessee	L, 4-2 (11)
4/20 * Middle Tennessee	L, 6-4
4/22 3-vs. Eastern Kentucky	L, 4-0
4/23 3-vs. Tennessee State	W, 15-1
4/23 3-vs. Morehead State	W, 2-0
4/23 3-vs. Middle Tennessee	L, 5-1

1-Jacksonville State Invitational, Jacksonville, Ala.

2-SIU Edwardsville Invitational, Edwardsville, Ill.

3-Ohio Valley Conference Tournament

1995

Mellanie Surratt

Overall: 21-25 • OVC: 9-11

Date/Team	Result
2/26 Chattanooga	W, 6-4
2/26 Chattanooga	L, 6-1
3/5 * Tennessee State	W, 9-1
3/5 * Tennessee State	W, 6-1
3/10 1-vs. Tennessee State	W, 9-0
3/10 1-vs. Faulkner	W, 2-1
3/10 1-at Troy State	L, 9-1
3/11 1-at Troy State	L, 6-2
3/11 1-vs. Faulkner	L, 3-2
3/11 1-vs. Tennessee State	W, 4-3
3/13 2-vs. Dayton	W, 7-2
3/13 2-vs. Morehead State	W, 5-0
3/14 2-vs. Wisconsin-Green Bay	L, 3-2
3/16 2-vs. Saint Louis	W, 8-2
3/16 2-vs. Valparaiso	W, 4-3
3/16 2-vs. Dayton	L, 5-2
3/17 2-vs. Florida Atlantic	W, 10-4
3/18 2-vs. Wisconsin-Green Bay	W, 5-4
3/20 Northeast Illinois	W, 4-1
3/20 Northeast Illinois	L, 17-1
3/21 Evansville	L, 8-5
3/21 Evansville	L, 5-4
3/22 * Southeast Missouri	L, 3-0
3/22 * Southeast Missouri	L, 2-1
3/26 Austin Peay	L, 3-2
3/26 Austin Peay	L, 6-5
3/31 3-vs. Toledo	L, 6-0
3/31 3-at Georgia State	L, 15-0
4/1 3-vs. Maryland	W, 12-1
4/1 3-vs. Troy State	L, 2-0
4/3 * at Middle Tennessee	W, 3-0
4/3 * at Middle Tennessee	L, 4-3
4/7 * at Morehead State	L, 3-2
4/7 * at Morehead State	W, 5-1
4/8 * at Eastern Kentucky	L, 5-2
4/8 * at Eastern Kentucky	W, 2-1
4/9 * at Tennessee Tech	L, 8-0

4/9 * at Tennessee Tech	L, 5-0
4/13 * Austin Peay	L, 14-1
4/13 * Austin Peay	W, 13-3
4/18 * at Austin Peay	W, 4-1
4/18 * at Austin Peay	W, 6-3
4/22 * Eastern Kentucky	L, 5-2
4/22 * Eastern Kentucky	L, 5-3
4/25 * at Southeast Missouri	W, 6-4
4/25 * at Southeast Missouri	L, 3-1

1-Troy State Invitational, Troy, Ala.
2-Rebel Spring Games, Kissimmee, Fla.
3-Buzz Classic, Atlanta, Ga.

1996

Mellanie Surratt

Overall: 20-26 • OVC: 13-11

Date	Team	Result
2/24	Chattanooga	L, 8-5
2/24	Chattanooga	L, 9-1
3/10	1-vs. Southeast Missouri	L, 5-0
3/10	1-vs. Creighton	L, 4-3
3/13	1-vs. Maine	L, 2-1
3/13	1-vs. Valparaiso	W, 6-3
3/14	1-vs. Providence	L, 4-3 (8)
3/14	1-vs. Creighton	L, 5-4 (9)
3/15	1-vs. St. Xavier	L, 2-1
3/15	1-vs. Fairfield	W, 7-6
3/21	Northeast Illinois	W, 3-1
3/21	Northeast Illinois	L, 9-7
3/23	* at Tennessee State	W, 9-0
3/23	* at Tennessee State	L, 6-5
3/24	* at Middle Tennessee	W, 3-2
3/24	* at Middle Tennessee	L, 6-0
3/29	1-at Georgia Tech	W, 1-0 (9)
3/29	1-vs. North Carolina	L, 5-1
3/30	1-vs. Wichita State	L, 6-0

4/3	* at Austin Peay	W, 11-3
4/3	* at Austin Peay	L, 4-1
4/4	* Tennessee State	W, 15-0
4/4	* Tennessee State	W, 6-3
4/10	* Southeast Missouri	L, 5-3
4/10	* Southeast Missouri	L, 7-0
4/12	* Middle Tennessee	L, 2-1
4/12	* Middle Tennessee	L, 1-0
4/13	* Morehead State	W, 2-1
4/13	* Morehead State	W, 7-6
4/14	* Eastern Kentucky	W, 1-0
4/14	* Eastern Kentucky	W, 4-3
4/16	* at Southeast Missouri	L, 7-0
4/16	* at Southeast Missouri	L, 11-1
4/17	* at Austin Peay	L, 6-3
4/17	* at Austin Peay	W, 6-1
4/20	at Jacksonville State	L, 4-0
4/26	* at Morehead State	W, 2-1
4/26	* at Morehead State	W, 4-2
4/27	* at Eastern Kentucky	L, 1-0 (9)
4/27	* at Eastern Kentucky	W, 3-2
4/28	* at Tennessee Tech	L, 4-2
4/28	* at Tennessee Tech	W, 5-1
5/4	3-vs. Tennessee Tech	W, 8-1
5/4	3-vs. Southeast Missouri	L, 1-0
5/5	3-vs. Morehead State	W, 6-0
5/5	3-vs. Tennessee Tech	L, 5-3

1-Rebel Spring Games, Kissimmee, Fla.
2-Georgia Tech Buzz Classic, Atlanta, Ga.
3-Ohio Valley Conference Tournament

1997

Mellanie Surratt

Overall: 23-24-1 • OVC 15-11

Date	Team	Result
2/21	1-vs. Mississippi State	L, 4-1
2/21	1-vs. Tulsa	L, 8-2
2/22	1-vs. Alcorn State	W, 5-2
2/22	1-vs. Nicholls State	L, 3-1
2/23	1-vs. Louisiana Tech	L, 10-1
2/23	1-vs. Northern Illinois	L, 6-2
2/26	North Alabama	W, 8-2
2/26	North Alabama	T, 2-2
3/9	2-vs. Providence	L, 3-0
3/9	2-vs. Rhode Island	W, 6-0
3/10	2-vs. Fairfield	L, 7-1
3/10	2-vs. Yale	L, 7-1
3/12	2-vs. Maine	L, 4-2
3/12	2-vs. UNC Wilmington	L, 4-0
3/13	2-vs. Temple	L, 3-2
3/13	2-vs. Fairfield	W, 2-1
3/25	* at Eastern Illinois	W, 2-1
3/25	* at Eastern Illinois	L, 6-5
3/26	* at Southeast Missouri	L, 4-0

3/26	* at Southeast Missouri	L, 7-2
3/29	* at Eastern Kentucky	L, 3-2
3/29	* at Eastern Kentucky	W, 5-2
3/30	* at Morehead State	L, 1-0 (8)
3/30	* at Morehead State	W, 5-0
3/31	* at Tennessee Tech	L, 2-0
3/31	* at Tennessee Tech	W, 4-3
4/9	* at Austin Peay	W, 6-5
4/9	* at Austin Peay	W, 7-3
4/12	* Tennessee Tech	L, 4-2 (9)
4/12	* Tennessee Tech	L, 13-0
4/13	* Morehead State	W, 8-3
4/13	* Morehead State	L, 5-3
4/14	* Eastern Kentucky	W, 2-1 (8)
4/14	* Eastern Kentucky	W, 5-4
4/16	* Austin Peay	W, 2-0
4/16	* Austin Peay	W, 3-2
4/18	* at Middle Tennessee	L, 2-0
4/18	* at Middle Tennessee	W, 4-3
4/19	* at Tennessee State	W, 8-0
4/19	* at Tennessee State	W, 4-3
4/26	Saint Louis	W, 6-0
4/26	Saint Louis	W, 1-0
4/27	* Eastern Illinois	W, 6-1
4/27	* Eastern Illinois	L, 10-5
5/3	3-vs. Middle Tennessee	W, 2-1
5/3	3-vs. Southeast Missouri	L, 2-1
5/4	3-vs. Eastern Kentucky	W, 5-3
5/4	3-vs. Eastern Illinois	L, 4-0

1-Mardi Gras Classic, Monroe, La.

2-Rebel Spring Games, Kissimmee, Fla.

3-Ohio Valley Conference Tournament, Morehead, Ky.

1998

Mellanie Surratt

22-20-1 (.512) 11-6 OVC

Date	Team	Result
3/7	1-vs. Northern Iowa	L, 21-3
3/7	1-vs. Northern Iowa	L, 14-2
3/8	1-Northeast Illinois	L, 6-4
3/14	2-vs. Marist	W, 5-3
3/14	2-vs. Marist	L, 7-3
3/15	2-vs. Yale	L, 3-2 (8)
3/15	2-vs. Fairfield	W, 6-2
3/16	2-vs. Manhattan	L, 3-1
3/16	2-vs. Army	W, 6-1
3/16	2-vs. Stony Brook	T, 4-4
3/18	2-vs. Colgate	L, 2-1
3/18	2-vs. Bradley	W, 4-2
3/24	* at Austin Peay	L, 8-4
3/24	* at Austin Peay	L, 3-0
3/27	3-at Southern Illinois	L, 10-2
3/27	3-vs. Saint Louis	W, 6-1
3/28	3-vs. Northern Iowa	L, 9-3
3/28	3-vs. Southeast Missouri	L, 2-0
3/29	at Saint Louis	W, 8-1
3/29	at Saint Louis	W, 10-3
4/1	* at Middle Tennessee	W, 4-0
4/1	* at Middle Tennessee	W, 7-2
4/4	* Eastern Kentucky	L, 6-2
4/4	* Eastern Kentucky	L, 9-0
4/5	* Morehead State	L, 2-0
4/5	* Morehead State	W, 2-1
4/7	* Austin Peay	W, 2-1 (9)
4/7	* Austin Peay	W, 1-0
4/9	* at Eastern Illinois	W, 8-5
4/11	* Eastern Illinois	W, 5-1
4/11	* Eastern Illinois	W, 4-1
4/14	* Southeast Missouri	L, 8-0
4/14	* Southeast Missouri	W, 2-0
4/17	4-at Tennessee	L, 8-0
4/18	4-vs. Furman	W, 4-0
4/22	Saint Louis	W, 9-0
4/22	Saint Louis	W, 3-2
4/24	* at Tennessee State	W, 3-1
4/24	* at Tennessee State	W, 9-6
4/25	Austin Peay	W, 5-3
4/25	Austin Peay	L, 6-0
5/2	5-vs. Eastern Illinois	L, 3-0
5/3	5-vs. Morehead State	L, 1-0

1-Southeast Missouri Invitational

2-Rebel Spring Games

3-Saluki Invitational

4-Lady Vol Spring Invitational

5-Ohio Valley Conference Tournament

1999

Mellanie Surratt

Overall: 4-42 • OVC: 2-18

Date	Team	Result
2/22	Chattanooga	L, 7-0
2/22	Chattanooga	L, 12-0
2/23	at Belmont	L, 4-3
2/23	at Belmont	L, 6-0
2/26	1-vs. Notre Dame	L, 8-0
2/26	1-vs. Maryland	L, 11-1
2/28	1-vs. Chattanooga	L, 10-0
2/28	1-vs. Liberty	L, 5-0
3/1	at Jacksonville State	L, 7-2
3/1	at Jacksonville State	L, 11-3
3/15	2-vs. Rider	L, 2-1
3/15	2-vs. Morehead State	L, 13-1
3/16	2-vs. IUPUI	L, 6-5
3/16	2-vs. Manhattan	L, 5-4
3/18	2-vs. Texas-Arlington	L, 4-1
3/18	2-vs. Rhode Island	W, 3-2
3/19	2-vs. Vermont	L, 9-3
3/19	2-vs. Jacksonville State	L, 6-1
3/23	* Austin Peay	W, 10-9
3/26	3-vs. Campbell	L, 13-0
3/26	3-vs. Evansville	L, 11-0
3/27	3-vs. Maryland	L, 10-0
4/1	at Austin Peay	W, 4-1
4/1	at Austin Peay	L, 4-3
4/3	* at Eastern Illinois	L, 3-0
4/3	* at Eastern Illinois	L, 6-0
4/6	* Southeast Missouri	L, 8-0
4/6	* Southeast Missouri	L, 12-5
4/10	* at Eastern Kentucky	L, 8-0
4/10	* at Eastern Kentucky	L, 14-2
4/11	* at Morehead State	L, 9-1
4/11	* at Morehead State	L, 9-1
4/13	* at Austin Peay	W, 9-8
4/13	* at Austin Peay	L, 6-2
4/16	* Tennessee State	L, 12-1
4/16	* Tennessee State	L, 7-1
4/17	* Tennessee Tech	L, 12-0
4/17	* Tennessee Tech	L, 16-0
4/18	* Middle Tennessee	L, 15-1
4/18	* Middle Tennessee	L, 1-0
4/21	Belmont	L, 9-1
4/21	Belmont	L, 9-2
4/24	* Eastern Illinois	L, 24-0
4/24	* Eastern Illinois	L, 9-3
5/1	4-Southeast Missouri	L, 5-0
5/1	4-Eastern Illinois	L, 13-3

1-Choo-Choo Classic, Chattanooga, Tenn.

2-Rebel Spring Games, Kissimmee, Fla.

3-Buzz Classic, Atlanta, Ga.

4-Ohio Valley Conference Tournament, Martin, Tenn.

2000

Amy Cole Fuller

Overall: 16-22 • OVC 9-14

Date	Team	Result
3/1	Austin Peay	W, 8-0
3/1	Austin Peay	W, 1-0
3/8	at Western Kentucky	L, 2-1
3/8	at Western Kentucky	L, 6-4
3/17	1-vs. East Carolina	L, 8-1
3/17	1-vs. Providence	W, 3-2
3/18	1-vs. College of Charleston	L, 2-1
3/18	1-vs. Cleveland State	L, 6-2
3/23	* Austin Peay	W, 2-1
3/23	* Austin Peay	W, 7-3
3/25	* Morehead State	W, 3-2
3/26	* Morehead State	L, 5-1
3/26	* Morehead State	W, 6-1
3/28	* at Tennessee State	W, 10-4
3/28	* at Tennessee State	W, 9-1
4/1	at Belmont	W, 4-3
4/1	at Belmont	W, 1-0
4/2	Western Kentucky	L, 19-2
4/6	* at Middle Tennessee	L, 7-0
4/6	* at Middle Tennessee	L, 3-2
4/9	* Eastern Illinois	L, 7-5
4/9	* Eastern Illinois	L, 7-6
4/9	* Eastern Illinois	L, 1-0
4/11	* at Southeast Missouri	W, 3-0
4/11	* at Southeast Missouri	L, 4-0
4/15	* at Eastern Kentucky	W, 2-1
4/15	* at Eastern Kentucky	L, 5-4
4/16	* at Eastern Kentucky	L, 5-1
4/21	at Belmont	W, 7-4
4/21	at Belmont	W, 9-1
4/26	* Tennessee State	W, 8-2

4/29	* at Tennessee Tech	L, 1-0
4/29	* at Tennessee Tech	L, 8-4
4/30	* at Tennessee Tech	L, 5-0
5/2	* Southeast Missouri	L, 8-2
5/2	* Southeast Missouri	L, 1-0
5/6	* Middle Tennessee	L, 2-0
5/6	* Middle Tennessee	L, 4-0

1-Winthrop Tournament, Rock Hill, S.C.

2001

Amy Cole Fuller

Overall: 9-45 • OVC: 4-17

Date	Team	Result
2/10	1-vs. Nicholls State	L, 3-1
2/10	1-at Ole Miss	L, 2-1
2/11	1-vs. Nicholls State	L, 4-0
2/11	1-at Ole Miss	L, 11-3
2/21	Belmont	W, 9-8
2/21	Belmont	L, 9-7
2/27	at Middle Tennessee	L, 1-0
2/27	at Middle Tennessee	L, 5-0
3/1	Saint Louis	L, 4-3
3/1	Saint Louis	L, 3-2
3/2	2-vs. Toledo	L, 2-1
3/2	2-vs. Saint Louis	L, 6-0
3/3	2-at Louisville	L, 8-0
3/3	2-at Louisville	L, 3-2
3/6	Lipscomb	L, 6-1
3/6	Lipscomb	L, 4-2
3/9	3-vs. Indiana State	L, 2-1
3/9	3-at Missouri	L, 6-4
3/10	3-at Missouri	L, 15-0
3/10	3-vs. Iowa State	L, 5-0
3/11	3-vs. Indiana State	L, 11-3
3/11	3-vs. Iowa State	L, 8-4
3/20	at Saint Louis	L, 2-1
3/20	at Saint Louis	L, 7-1
3/23	4-vs. Coastal Carolina	W, 6-5
3/23	4-at Georgia Tech	L, 3-0
3/24	4-vs. Stetson	L, 7-0
3/24	4-vs. Illinois-Chicago	L, 9-2
3/31	* at Morehead State	L, 4-3
3/31	* at Morehead State	L, 2-1
4/1	* at Morehead State	W, 5-0
4/4	* Tennessee State	W, 4-3
4/4	* Tennessee State	W, 3-1
4/5	* at Austin Peay	L, 3-1
4/5	* at Austin Peay	L, 7-5
4/7	* at Eastern Illinois	L, 9-1
4/7	* at Eastern Illinois	W, 1-0
4/8	* at Eastern Illinois	L, 4-0
4/10	* at Southeast Missouri	L, 2-0
4/10	* at Southeast Missouri	L, 11-3
4/12	* at Tennessee State	L, 2-1
4/12	* at Tennessee State	W, 9-4
4/14	* Eastern Kentucky	L, 2-1
4/14	* Eastern Kentucky	L, 3-0
4/15	* Eastern Kentucky	L, 3-1
4/20	at Belmont	W, 7-4
4/20	at Belmont	L, 3-2
4/22	* Austin Peay	L, 2-0
4/22	* Austin Peay	W, 8-1
4/25	* Southeast Missouri	L, 3-2
4/25	* Southeast Missouri	L, 5-2
4/28	* Tennessee Tech	L, 8-0
4/28	* Tennessee Tech	L, 7-1
4/29	* Tennessee Tech	L, 2-0

1-Ole Miss Invitational, Oxford, Miss.

2-Louisville Invitational, Louisville, Ky.

3-Missouri Invitational, Columbia, Mo.

4-Buzz Classic, Atlanta, Ga.

2002

Donley Canary

Overall: 25-33 • OVC 12-7

Date	Team	Result
2/16	1-vs. Nicholls State	W, 3-0
2/16	1-at Ole Miss	L, 6-2
2/16	1-vs. Evansville	L, 1-0
2/17	1-vs. Evansville	L, 4-1
2/19	at Lipscomb	W, 4-0
2/19	at Lipscomb	L, 10-2
2/23	2-Lipscomb	W, 3-1
2/23	2-Saint Louis	L, 4-0
2/23	2-Indiana State	W, 3-1
2/24	2-Lipscomb	L, 6-4
2/24	2-Indiana State	L, 5-1
3/1	3-vs. Georgia	L, 6-1
3/3	3-vs. Troy State	L, 7-2
3/3	3-vs. Birmingham-Southern	W, 7-0

3/5 Loyola-Chicago	W, 5-0
4/5 Loyola-Chicago	W, 3-0
3/10 4-vs. Colorado State	L, 5-0
3/10 4-vs. Butler	L, 5-3
3/10 4-vs. Bucknell	W, 8-0
3/11 4-at Central Florida	L, 6-0
3/12 4-vs. Wagner	W, 8-2
3/12 4-vs. George Mason	L, 6-3
3/14 4-vs. Bowling Green	L, 10-2
3/14 4-vs. Youngstown State	W, 4-3
3/15 4-vs. Pennsylvania	W, 13-2
3/20 Maine	L, 6-4
3/26 * Tennessee State	W, 2-0
3/26 * Tennessee State	W, 5-0
3/28 Western Kentucky	L, 4-3
3/28 Western Kentucky	L, 2-1
3/30 * at Eastern Kentucky	L, 3-2
3/30 * at Eastern Kentucky	L, 7-0
4/2 * Austin Peay	W, 2-0
4/2 * Austin Peay	W, 1-0
4/6 * at Eastern Illinois	L, 2-1
4/6 * at Eastern Illinois	W, 7-3
4/7 * at Eastern Illinois	W, 5-3
4/9 Saint Louis	L, 2-1
4/9 Saint Louis	L, 5-1
4/11 * at Tennessee State	W, 1-0
4/13 * Morehead State	W, 6-1
4/13 * Morehead State	W, 4-2
4/14 * Morehead State	W, 3-2
4/16 * Southeast Missouri	L, 3-2
4/16 * Southeast Missouri	W, 2-1
4/18 Lipscomb	L, 11-4
4/18 Lipscomb	L, 2-0
4/20 * at Tennessee Tech	L, 4-0
4/20 * at Tennessee Tech	L, 2-1
4/21 * at Tennessee Tech	L, 9-1
4/23 at Belmont	W, 4-1
4/27 * at Southeast Missouri	W, 5-1
4/27 * at Southeast Missouri	L, 5-1
4/29 at Saint Louis	L, 3-0
4/29 at Saint Louis	L, 3-2
5/3 5-vs. Eastern Illinois	L, 6-1
5/4 5-vs. Southeast Missouri	W, 4-1
5/4 5-vs. Eastern Illinois	L, 5-1

1-Ole Miss Invitational, Oxford, Miss.
 2-UT Martin Invitational, Martin, Tenn.
 3-Georgia State Invitational, Atlanta, Ga.
 4-Rebel Spring Games, Kissimmee, Fla.
 5-Ohio Valley Conference Tournament, Richmond, Ky.

2003

Donley Canary

Overall: 21-26 • OVC: 12-8

Date	Team	Result
2/15	1-vs. Indiana State	L, 3-0
2/28	2-vs. Drake	L, 2-0
3/1	3-at Evansville	L, 5-4
3/1	3-vs. Central Connecticut	W, 11-1
3/2	3-vs. Northern Illinois	L, 8-7
3/5	at Western Kentucky	L, 2-1
3/5	at Western Kentucky	W, 5-3
3/10	4-vs. St. Joseph	W, 1-0
3/10	4-vs. Rhode Island	W, 1-0
3/12	4-vs. George Mason	W, 4-2
3/12	4-vs. Colorado State	L, 2-0
3/13	4-vs. Maine	L, 2-0
3/13	4-vs. IPFW	W, 11-1
3/14	4-vs. Bucknell	W, 5-3
3/14	4-vs. Youngstown	W, 5-2
3/22	* at Tennessee State	L, 4-1
3/22	* at Tennessee State	W, 5-0
3/23	* at Tennessee State	W, 2-1
3/26	Ole Miss	L, 7-1
3/26	Ole Miss	L, 2-1
3/27	Lipscomb	L, 5-1
3/27	Lipscomb	W, 6-4
3/29	* Eastern Kentucky	W, 2-1
3/29	* Eastern Kentucky	W, 4-2
3/30	* Eastern Kentucky	L, 4-2
4/1	Saint Louis	L, 1-0
4/1	Saint Louis	L, 5-4
4/2	Middle Tennessee	L, 4-1
4/2	Middle Tennessee	L, 9-0
4/5	* Eastern Illinois	W, 3-2
4/5	* Eastern Illinois	W, 8-0
4/8	at Southern Illinois	L, 4-1
4/8	at Southern Illinois	L, 8-0
4/9	at Saint Louis	L, 4-1
4/9	at Saint Louis	L, 2-0

4/12 * at Morehead State	W, 3-0
4/12 * at Morehead State	W, 4-0
4/13 * at Morehead State	W, 11-0
4/15 * at Austin Peay	W, 5-4
4/15 * at Austin Peay	L, 3-2
4/18 * Tennessee Tech	L, 3-2
4/18 * Tennessee Tech	L, 7-6
4/19 * Tennessee Tech	L, 10-1
4/22 * Austin Peay	W, 4-0
4/26 * at Southeast Missouri	L, 3-0
4/26 * at Southeast Missouri	L, 5-4
4/27 * at Southeast Missouri	W, 5-1
5-vs. Eastern Illinois	L, 6-3
5-vs. Southeast Missouri	L, 4-3

1-Ole Miss Invitational, Oxford, Miss.
 2-Tennessee Tech Tournament, Cookeville, Tenn.
 3-Evansville Invitational, Evansville, Ind.
 4-Rebel Spring Games, Kissimmee, Fla.
 5-Ohio Valley Conference Tournament, Cookeville, Tenn.

2004

Donley Canary

Overall: 40-21 • OVC: 18-7

Date	Team	Result
2/14	1-vs. Indiana State	L, 3-2
2/14	1-vs. Tulsa	L, 7-2
2/21	2-IPFW	W, 1-0
2/21	2-East Tennessee State	W, 3-2
2/21	2-Saint Louis	W, 2-1
2/22	2-Oakland	W, 9-8
2/22	2-Indiana State	L, 6-2
2/27	3-at Chattanooga	W, 5-2
2/27	3-vs. Marshall	L, 10-6
2/28	3-vs. Wisconsin	L, 11-6
2/28	3-vs. North Texas	W, 5-1
2/29	3-vs. Buffalo	W, 2-1
3/6	4-vs. Kent State (3/6)	L, 9-5
3/6	4-vs. Iowa State (3/6)	W, 5-4
3/7	4-at Louisville (3/7)	L, 12-2
3/14	5-vs. Lafayette	W, 7-0
3/14	5-vs. Fairleigh Dickinson	W, 5-3
3/15	5-vs. Yale	W, 3-2
3/15	5-vs. Columbia	W, 4-0
3/18	5-vs. Iona	W, 9-0
3/18	5-vs. Fairfield	W, 15-14
3/19	5-vs. Fairfield	L, 7-2
3/19	5-vs. Colgate	W, 3-2
3/27	* Samford	W, 6-0
3/27	* Samford	L, 1-0
3/27	* Samford	W, 3-0
4/1	Southern Illinois	L, 10-0
4/1	Southern Illinois	L, 6-2
4/3	* Tennessee Tech	L, 3-0
4/3	* Tennessee Tech	L, 2-0
4/4	* Tennessee Tech	W, 3-2
4/6	at Saint Louis	L, 5-4
4/6	at Saint Louis	L, 9-8
4/9	* at Jacksonville State	L, 10-2
4/9	* at Jacksonville State	W, 8-6
4/10	* at Jacksonville State	W, 6-3
4/14	Belmont	W, 2-0
4/14	Belmont	W, 7-0
4/17	* at Eastern Kentucky	W, 2-0
4/17	* at Eastern Kentucky	L, 4-3
4/18	* at Eastern Kentucky	L, 6-3
4/21	* Eastern Illinois	W, 9-2
4/21	* Eastern Illinois	W, 2-1
4/24	* at Tennessee State	W, 3-0
4/24	* at Tennessee State	W, 3-1
4/25	* at Tennessee State	W, 4-3
4/27	* at Southeast Missouri	L, 5-4
4/27	* at Southeast Missouri	W, 3-2
4/28	* at Eastern Illinois	W, 3-2
5/2	* Morehead State	W, 8-0
5/2	* Morehead State	W, 10-1
5/4	Mid-Continent	W, 3-0
5/4	Mid-Continent	W, 10-1
5/8	* Austin Peay	W, 4-1
5/8	* Austin Peay	W, 8-3
5/9	* Austin Peay	W, 10-2
5/13	6-vs. Southeast Missouri	W, 9-6
5/14	6-at Eastern Kentucky	L, 8-0
5/15	6-vs. Jacksonville State	W, 5-2
5/15	6-at Eastern Kentucky	W, 2-1
5/15	6-at Eastern Kentucky	L, 4-3

1-Ole Miss Tournament
 2-Hospitality House Classic, Martin, Tenn.
 3-UT Chattanooga Frost Classic, Chattanooga, Tenn.
 4-Louisville Invitational, Louisville, Ky.

5-Rebel Spring Games, Kissimmee, Fla.
 6-Ohio Valley Conference Tournament, Richmond, Ky.

2005

Donley Canary

Overall: 33-22 • OVC: 15-11

Date	Team	Result
2/12	1-vs. Southern Miss	L, 6-1
2/12	1-vs. Illinois State	L, 9-0
2/12	1-vs. Louisiana-Monroe	L, 4-3
2/19	2-Butler	W, 9-0
2/29	2-Belmont	W, 9-0
2/19	2-Indiana State	L, 5-2
2/26	3-vs. Drexel	W, 7-1
2/26	3-vs. Georgia State	W, 2-0
3/5	4-vs. Indiana	W, 2-1
3/5	4-vs. Buffalo	W, 6-1
3/5	4-at Western Kentucky	L, 8-7
3/6	4-at Western Kentucky	W, 4-3
3/6	4-vs. Indiana	W, 4-3
3/13	5-vs. Bradley	W, 3-0
3/13	5-at Rider	W, 5-0
3/14	5-vs. Youngstown	L, 3-1
3/15	5-vs. Yale	W, 3-1
3/15	5-vs. Butler	W, 7-0
3/16	5-vs. Cleveland State	W, 8-4
3/19	* Southeast Missouri	W, 5-2
3/19	* Southeast Missouri	W, 2-0
3/20	* Southeast Missouri	L, 6-3
3/25	* at Tennessee State	W, 9-3
3/25	* at Tennessee State	W, 3-0
3/26	* at Tennessee State	W, 9-0
3/30	at Mississippi Valley State	W, 3-2
3/30	at Mississippi Valley State	W, 7-2
4/2	* Tennessee Tech	W, 2-1
4/2	* Tennessee Tech	L, 8-3
4/3	* Tennessee Tech	W, 2-1
4/9	* Morehead State	L, 1-0
4/9	* Morehead State	W, 6-3
4/10	* Morehead State	W, 3-1
4/14	Mississippi Valley State	W, 8-0
4/14	Mississippi Valley State	L, 3-1
4/16	* at Eastern Kentucky	L, 3-0
4/16	* at Eastern Kentucky	L, 7-4
4/17	* at Eastern Kentucky	W, 7-2
4/19	at Saint Louis	L, 1-0
4/19	at Saint Louis	L, 3-2
4/21	* Austin Peay	W, 9-2
4/21	* Austin Peay	L, 5-0
4/23	* Jacksonville State	L, 11-2
4/23	* Jacksonville State	L, 8-0
4/24	* Jacksonville State	L, 5-4
5/2	* at Samford	L, 1-0
5/2	* at Samford	W, 4-0
5/3	* at Samford	L, 3-2
5/7	* at Eastern Illinois	W, 3-0
5/7	* at Eastern Illinois	W, 2-1
5/8	* at Eastern Illinois	W, 7-0
5/12	6-vs. Southeast Missouri	W, 3-2
5/12	6-at Jacksonville State	L, 11-4
5/13	6-vs. Eastern Kentucky	W, 8-0
5/13	6-vs. Southeast Missouri	L, 4-1

1-Ole Miss Invitational, Oxford, Miss.
 2-Hospitality House Classic, Martin, Tenn.
 3-GSU First Pitch Classic, Atlanta, Ga.
 4-Western Kentucky Classic, Bowling Green, Ky.
 5-Rebel Spring Games, Kissimmee, Fla.
 6-Ohio Valley Conference Tournament, Jacksonville, Ala.

2006

Donley Canary

Overall: 35-26-1 • OVC: 15-12

Date	Team	Result
2/11	1-vs. Southern	W, 5-2
2/11	1-vs. Jackson State	W, 15-9
2/11	1-at Southeastern Louisiana	W, 5-2
2/12	1-vs. Alcorn State	W, 6-0
2/12	1-vs. Northern Colorado	W, 7-2
2/22	at Evansville	L, 13-0
2/22	at Evansville	L, 4-2
2/25	2-at Middle Tennessee	W, 6-2
2/25	2-vs. Lipscomb	L, 8-3
2/25	2-vs. Syracuse	L, 6-3
2/26	2-vs. Loyola-Chicago	W, 12-0
2/28	Middle Tennessee	L, 6-4
2/28	Middle Tennessee	T, 1-1
3/3	3-vs. North Florida	L, 8-7
3/3	3-vs. Indiana	L, 5-2
3/4	3-at Chattanooga	L, 5-2
3/5	3-vs. Middle Tennessee	W, 5-4

3/5 3-vs. Bradley	L, 4-2
3/12 4-vs. Dayton	W, 5-1
3/12 4-vs. Colgate	W, 3-2
3/13 4-vs. Wagner	W, 2-1
3/13 4-vs. Army	W, 8-2
3/14 4-vs. Maine	W, 4-0
3-14 4-vs. George Washington	W, 2-1
3/15 4-vs. Fairleigh-Dickinson	W, 3-0
3/15 4-vs. Butler	L, 3-2
3/18 * Eastern Illinois	L, 4-2
3/18 * Eastern Illinois	W, 4-3
3/19 * Eastern Illinois	L, 4-0
3/23 * Austin Peay	W, 3-2
3/23 * Austin Peay	W, 4-1
3/25 * at Southeast Missouri	W, 2-1
3/25 * at Southeast Missouri	L, 2-1
3/26 * at Southeast Missouri	L, 3-1
3/29 at Southern Illinois	L, 3-0
3/29 at Southern Illinois	L, 6-3
4/1 * Tennessee State	W, 6-1
4/1 * Tennessee State	W, 10-2
4/2 * Tennessee State	W, 2-1
4/5 Memphis	W, 6-2
4/5 Memphis	W, 1-0
4/8 * at Tennessee Tech	L, 9-1
4/8 * at Tennessee Tech	L, 5-2
4/9 * at Tennessee Tech	L, 4-0
4/12 Saint Louis	W, 3-0
4/12 Saint Louis	W, 1-0
4/14 * at Morehead State	W, 3-0
4/14 * at Morehead State	W, 5-1
4/15 * at Morehead State	W, 7-2
4/20 * at Austin Peay	L, 2-1
4/22 * Eastern Kentucky	W, 1-0
4/22 * Eastern Kentucky	W, 1-0
4/23 * Eastern Kentucky	W, 7-1
4/29 * at Jacksonville State	L, 6-4
4/29 * at Jacksonville State	L, 4-1
4/30 * at Jacksonville State	L, 3-2
5/2 at Saint Louis	W, 6-2
5/6 * Samford	W, 5-2
5/6 * Samford	W, 2-0
5/7 * Samford	L, 3-1
5/11 5-Southeast Missouri	L, 3-0
5/12 5-Jacksonville State	L, 9-2

1-Southeast Louisiana Tournament, Hammond, La.
 2-MTSU Invitational, Murfreesboro, Tenn.
 3-UT Chattanooga Frost Classic, Chattanooga, Tenn.
 4-Rebel Spring Games, Kissimmee, Fla.
 5-Ohio Valley Conference Tournament, Cookeville, Tenn.

2007

Donley Canary

Overall: 30-33 • OVC: 14-12

Date	Team	Result
2/9	1-vs. Troy	L, 5-2
2/10	1-at Southeastern Louisiana	L, 4-2
2/10	1-vs. Louisiana-Monroe	W, 5-4
2/10	1-vs. Mississippi Valley State	W, 9-4
2/11	1-vs. Southern	W, 9-1
2/21	vs. Mid-Continent	W, 7-0
2/21	vs. Mid-Continent	W, 10-0
2/23	2-vs. Colgate	W, 8-0
2/23	2-at Northwestern State	L, 4-2
2/24	2-vs. Alcorn State	W, 14-3
2/24	2-vs. No.14 Louisiana-Lafayette	L, 5-0
2/25	2-at Northwestern State	W, 7-5
2/25	2-vs. No. 9 Louisiana-Lafayette	L, 9-1
3/2	3-vs. Illinois-Chicago	L, 1-0
3/3	3-vs. Mississippi State	L, 6-5
3/3	3-at Chattanooga	L, 7-1
3/4	3-vs. Toledo	W, 13-8
3/4	3-vs. Oakland University	W, 7-4
3/9	vs. Dakota Wesleyan	W, 9-0
3/10	at Loyola Marymount	L, 6-5
3/10	at Loyola Marymount	L, 4-2
3/11	at San Diego	L, 5-3
3/11	at San Diego	L, 4-3
3/12	at Northridge	W, 5-3
3/12	at Northridge	L, 2-0
3/17	* at Eastern Kentucky	L, 4-3
3/17	* at Eastern Kentucky	L, 5-3
3/18	* at Eastern Kentucky	W, 4-0
3/20	Bradley	L, 1-0
3/24	* Tennessee Tech	L, 6-4
3/24	* Tennessee Tech	L, 6-3
3/25	* Tennessee Tech	W, 2-1
3/28	at Memphis	L, 7-4
3/28	at Memphis	L, 2-1
3/31	* Morehead State	W, 1-0

3/31 * Morehead State	L, 4-1
4/1 * Morehead State	W, 2-1
4/4 Saint Louis	W, 3-1
4/4 Saint Louis	W, 3-0
4/6 * at Samford	L, 3-1
4/6 * at Samford	L, 5-3
4/7 * at Samford	W, 7-2
4/10 * Austin Peay	W, 1-0
4/10 * Austin Peay	W, 7-6
4/15 * at Eastern Illinois	W, 5-0
4/15 * at Eastern Illinois	W, 4-3
4/18 No. 20 Southern Illinois	L, 4-0
4/18 No. 20 Southern Illinois	L, 9-0
4/21 * Southeast Missouri	L, 3-1
4/21 * Southeast Missouri	W, 4-2
4/22 * Southeast Missouri	L, 6-5
4/24 Central Arkansas	L, 4-1
4/24 Central Arkansas	W, 5-2
4/26 * at Austin Peay	W, 3-1
4/28 * Jacksonville State	L, 7-4
4/28 * Jacksonville State	L, 6-3
4/29 * Jacksonville State	L, 7-3
5/5 * at Tennessee State	W, 4-3
5/5 * at Tennessee State	W, 3-0
5/6 * at Tennessee State	W, 4-0
5/10 4-vs. Eastern Kentucky	W, 4-0
5/10 4-vs. Tennessee Tech	L, 6-0
5/11 4-vs. Samford	L, 1-4

1-Southeastern Louisiana Lion Classic, Hammond, La.
2-Northwestern State Invitational, Natchitoches, La.
3-UT Chattanooga Frost Classic, Chattanooga, Tenn.
4-Ohio Valley Conference Tournament, Cookeville, Tenn.

2008

Donley Canary

Overall: 28-27 • OVC: 10-12

Date	Team	Result
2/9	1-vs. Lipscomb	W, 4-3
2/9	1-at Georgia State	L, 3-4 (8)
2/10	1-vs. No. 17 Georgia Tech	L, 0-2
2/10	1-at Georgia State	L, 6-0
2/16	2-vs. Saint Louis	W, 4-3
2/16	2-vs. Alcorn State	W, 4-0
2/16	2-vs. Southern	L, 7-9
2/23	3-at Middle Tennessee	L, 1-5
2/23	3-vs. No. 30 Southern Illinois	L, 14-1
2/24	3-vs. Belmont	W, 3-1
2/24	3-at Middle Tennessee	W, 4-2
3/1	4-vs. Dartmouth	W, 6-5
3/1	4-vs. Ball State	W, 4-3
3/1	4-vs. Indiana State	W, 3-1
3/2	4-vs. Minnesota	L, 0-6
3/2	4-vs. Northern Iowa	L, 10-2
3/8	5-vs. Sacred Heart	L, 3-4
3/8	5-vs. IPFW	W, 9-0
3/9	5-vs. Yale	W, 8-3
3/9	5-vs. Pennsylvania	L, 1-4
3/10	5-vs. Monmouth	L, 2-3
3/10	5-vs. Monmouth	W, 1-0
3/11	5-vs. Butler	W, 3-1
3/11	5-vs. Pennsylvania	L, 4-6
3/15	*at Morehead State	W, 3-2 (9)
3/21	*at Jacksonville State	L, 2-5
3/21	*at Jacksonville State	L, 0-8
3/22	*at Jacksonville State	L, 3-6
3/25	*at Austin Peay	W, 14-3
3/25	*at Austin Peay	W, 8-3
3/29	*Eastern Illinois	L, 4-5 (10)
4/2	Evansville	L, 1-5
4/6	*at Tennessee Tech	L, 0-3
4/6	*at Tennessee Tech	W, 2-1 (9)
4/9	Memphis	L, 4-6
4/9	Memphis	L, 2-5
4/12	*Eastern Kentucky	L, 5-16
4/12	*Eastern Kentucky	L, 2-7
4/13	*Eastern Kentucky	L, 0-1
4/16	Middle Tennessee	W, 5-1
4/16	Middle Tennessee	W, 1-0
4/19	*Tennessee State	W, 2-0
4/19	*Tennessee State	W, 6-4
4/20	*Tennessee State	W, 3-2
4/22	at Southern Illinois	W, 2-1
4/22	at Southern Illinois	W, 4-3
4/24	*Austin Peay	W, 2-1
4/26	*at Southeast Missouri	L, 5-6 (8)
4/26	*at Southeast Missouri	W, 5-2
4/27	*at Southeast Missouri	W, 7-5
4/29	Mid-Continent	W, 13-2
4/29	Mid-Continent	W, 10-0
5/3	*Samford	L, 3-5

5/3	*Samford	L, 1-2
5/4	*Samford	L, 1-2
1-GSU First Pitch Classic, Atlanta, Ga.		
2-Southeastern Louisiana Lion Classic, Hammond, La.		
3-MTSU Invitational, Murfreesboro, Tenn.		
4-Hospitality House Classic, Martin, Tenn.		
5-Rebel Spring Games, Kissimmee, Fla.		

2009

Donley Canary

Overall: 38-24 • OVC: 13-10

Date	Team	Result
2/7	1- Akron	W 3-1
2/7	1- Alabama State	W 8-2
2/8	1- Akron	W 11-2 (6)
2/8	1- Alabama State	W 7-2
2/13	2- Mississippi Valley State	L 1-0
2/13	2- Southern	W 9-1 (6)
2/14	2- North Dakota State	L 5-1 (8)
2/14	2- Jackson State	W 12-1 (5)
2/15	2- Southeastern Louisiana	W 3-1
2/21	3- UT Arlington	L 5-3 (8)
2/21	3- Houston Baptist	W 9-3
2/22	3- Texas Southern	W 10-2 (6)
2/22	3- Missouri-Kansas City	W 11-1 (5)
2/27	4- Radford	W 9-1 (6)
2/27	4- Rhode Island	W 2-1
3/6	5- Winthrop	L 3-1
3/6	5- Toledo	W 2-1
3/7	5- Mercer	W 6-3
3/7	5- Western Kentucky	L 4-1
3/8	5- Florida A&M	W 3-1
3/10	at Georgia Tech (2)	L 2-1, L 7-5
3/14	*Morehead State	W 3-2 (8)
3/15	*Morehead State	W 13-0 (5)
3/15	*Morehead State	L 3-1 (10)
3/18	at Evansville	W 5-1
3/18	at Evansville	L 1-0
3/21	*at Eastern Illinois	L 2-1 (8)
3/21	*at Eastern Illinois	L 5-4
3/22	*at Eastern Illinois	L 2-1 (10)
3/29	*Jacksonville State	L 6-3
3/29	*Jacksonville State	L 7-1
4/1	at Memphis	L 7-2
4/1	at Memphis	L 5-4 (9)
4/4	*at Tennessee State	L 5-4 (8)
4/4	*at Tennessee State	W 11-3 (5)
4/5	*at Tennessee State	W 4-2
4/8	*Austin Peay	W 5-2
4/8	*Austin Peay	W 3-1
4/10	*Southeast Missouri	W 5-2
4/10	*Southeast Missouri	W 3-1
4/11	*Southeast Missouri	L 4-3
4/15	No. 24 Southern Illinois	W 10-4
4/18	SIU Edwardsville	W 5-2
4/18	SIU Edwardsville	L 3-0
4/21	at Belmont	W 11-2
4/21	at Belmont	W 7-4
4/23	*at Austin Peay	W 4-3 (9)
4/25	*Tennessee Tech	W 7-4
4/25	*Tennessee Tech	L 4-1
4/26	*Tennessee Tech	W 5-0
5/2	*at Eastern Kentucky	W 7-2
5/2	*at Eastern Kentucky	W 5-0
5/3	*at Eastern Kentucky	L 4-2
5/7	6- (5) Tennessee Tech	L 1-0
5/8	6- (3) Morehead State	W 5-0 (8)
5/8	6- (1) Jacksonville State	W 2-0
5/9	6- (5) Tennessee Tech	W 4-2
5/9	6- (2) Southeast Missouri	W 3-2 (8)
5/9	6- (2) Southeast Missouri	W 4-1
5/15	7- No. 6/7 Arizona	L 9-3
5/16	7- Purdue	L 6-2

1-Alabama State Hornet Invitational, Montgomery, Ala.
2-Southeastern Louisiana Lion Classic, Hammond, La.
3-UT Arlington Maverick Classic, Dallas, Texas
4-Chattanooga Frost Classic, Chattanooga, Tenn.
5-Georgia Tech Buzz Classic, Atlanta, Ga.
6-OVC Tournament, Jacksonville, Ala.
7-NCAA Louisville Regional

2010

Donley Canary

Overall: 41-11 • OVC: 22-3

Date	Team	Result
2/19	2-Grambling	W 9-0 (5)
2/19	2-Mississippi Valley	W 8-3
2/20	2-Saint Louis	W 9-0 (5)
2/20	2-Jackson State	W 6-4
2/21	2-Southeastern Louisiana	W 8-3

2/26	3-Georgetown	W 9-1 (5)
2/26	3-Central Conn. St.	W 6-2
2/27	3-East Tennessee State	W 5-2
2/27	3-Oakland University	W 7-0
2/28	3-Ball State	L 5-0
3/5	4-Bowling Green	W 7-3
3/5	4-Kennesaw State	L 5-3
3/6	4-Winthrop	L 5-3
3/6	4-Mississippi	W 7-6 (9)
3/7	4-Western Kentucky	W 5-3
3/14	5-Marist	W 13-0 (5)
3/14	5-Manhattan	W 4-0
3/15	5-Army	W 10-1 (5)
3/15	5-St. Peter's	W 14-5 (5)
3/16	5-Akron	W 4-2
3/16	5-Fairleigh Dickinson	W 9-0
3/20	*Eastern Kentucky	W 4-2
3/20	*Eastern Kentucky	W 1-0
3/24	at Southern Illinois	W 4-2
3/24	at Southern Illinois	L 9-3
3/27	*Austin Peay	W 6-1
3/27	*Austin Peay	W 5-0
3/28	*Austin Peay	W 10-3
3/30	*Murray State	W 6-0
3/30	*Murray State	W 11-3 (5)
4/2	*at Jacksonville State	L 7-5
4/2	*at Jacksonville State	L 10-2 (5)
4/3	*at Jacksonville State	W 9-6
4/10	*at Tennessee Tech	W 9-1 (5)
4/10	*at Tennessee Tech	W 3-2
4/11	*at Tennessee Tech	L 6-0
4/13	Belmont	W 8-0 (5)
4/13	Belmont	W 2-1
4/14	*at Murray State	W 8-0
4/17	*Eastern Illinois	W 3-1
4/17	*Eastern Illinois	W 4-1
4/18	*Eastern Illinois	W 7-4
4/22	at Middle Tennessee	L 2-0
4/22	at Middle Tennessee	L 7-3
4/25	*Tennessee State	W 7-0
4/25	*Tennessee State	W 9-0 (5)
4/27	Evansville	W 7-2
4/27	Evansville	W 8-7 (8)
5/1	*at SE Missouri State	W 4-3 (8)
5/2	*at SE Missouri State	W 5-1
5/2	*at SE Missouri State	W 2-0
5/8	*at Morehead State	W 5-4
5/8	*at Morehead State	W 3-1
5/9	*at Morehead State	W 3-1
5/13	6-Eastern Illinois	W 3-2
5/14	6-Jacksonville State	L 5-4
5/15	6-Tennessee Tech	W 2-1
5/15	6-Jacksonville State	L 10-1 (5)

2-Southeastern Louisiana Lion Classic, Hammond, La.
3-Chattanooga Frost Classic, Chattanooga, Tenn.
4-Georgia Tech Buzz Classic, Atlanta, Ga.
5-Rebel Spring Games, Kissimmee, Fla.
6-Ohio Valley Conference Tournament, Martin, Tenn.

2011

Donley Canary

Overall: 34-24 • OVC: 19-10

Date	Team	Result
2/12	1-Jackson State	L 4-2
2/12	1-Southeastern Louisiana	L 4-2
2/12	1-UMKC	W 3-2 (8)
2/13	1-Saint Louis	W 11-3 (5)
2/18	2-Southeastern Louisiana	L 7-5
2/18	2-Evansville	W 5-1
2/19	2-Ohio State	W 7-6
2/19	2-Chattanooga	L 4-3 (8)
2/25	3-Northern Iowa	W 2-0
2/25	3-Toledo	W 11-2 (5)
2/26	3-East Tennessee State	L 5-4
2/26	3-IUPUI	W 6-0
2/27	3-Chattanooga	L 8-2
3/4	4-Colgate	W 2-1 (9)
3/4	4-Florida Gulf Coast	W 1-0 (8)
3/5	4-Franklin Francis	W 5-2
3/5	4-Dartmouth	L 4-3
3/6	4-St. John's	L 9-7
3/12	*Murray State	W 6-5 (10)
3/12	*Murray State	W 3-0
3/13	*Murray State	W 14-6 (5)
3/17	at Evansville	L 7-6 (8)
3/17	at Evansville	W 7-3
3/19	*at Tennessee State	W 6-4
3/19	*at Tennessee State	W 12-4
3/20	*at Tennessee State	W 6-3
3/22	*Austin Peay	L 7-6 (9)

3/22	*Austin Peay	W 6-0
3/26	*at Eastern Kentucky	W 8-7
3/26	*at Eastern Kentucky	L 9-4
3/30	*at Southeast Missouri	L 5-4
3/30	*at Southeast Missouri	W 7-1
4/2	at No. 2 Georgia	L 6-1
4/3	at No. 2 Georgia	L 6-0
4/7	*Southeast Missouri	W 7-2
4/9	*Morehead State	W 1-0
4/9	*Morehead State	W 6-3
4/10	*Morehead State	W 6-2
4/12	*at Austin Peay	L 5-2
4/14	Southern Illinois	L 6-0
4/16	*at Eastern Illinois	L 4-1
4/16	*at Eastern Illinois	L 2-1
4/17	*at Eastern Illinois	L 5-4
4/19	at Belmont	W 11-0 (5)
4/19	at Belmont	W 8-2
4/22	*Jacksonville State	W 3-1
4/22	*Jacksonville State	L 9-1 (6)
4/23	*Jacksonville State	W 8-0 (5)
4/30	*at SIU Edwardsville	L 10-2 (6)
4/30	*at SIU Edwardsville	W 5-3
5/1	*at SIU Edwardsville	W 2-1
5/7	*Tennessee Tech	L 5-4
5/7	*Tennessee Tech	W 3-2
5/8	*Tennessee Tech	W 1-0
5/12	5-Murray State	L 3-2
5/13	5-SIU Edwardsville	W 2-0
5/13	5-Murray State	W 3-2
5/13	5-Eastern Illinois	L 9-3

1-Southeast Louisiana Classic, Hammond, La.

2-South Alabama Classic, Mobile, Ala.

3-Frost Classic (Lipscomb), Nashville, Tenn.

4-Florida Gulf Coast Tournament, Fort Meyers, Fla.

5-OVC Tournament, Charleston, Ill.

2012

Donley Canary

Overall: 39-22 • OVC: 23-6

Date	Team	Result
2/10	1-Kansas	W 6-4
2/10	1-Northern Colorado	L 8-6
2/11	1-Nicholls State	W 5-3
2/11	1-Northern Illinois	L 7-5
2/12	1-Southern	W 9-1 (6)
2/17	2-Saint Louis	W 3-0
2/17	2-Florida Gulf Coast	L 6-0
2/18	2-Binghamton	W 7-4
2/18	2-Delaware	W 9-1 (5)
2/19	2-Boston College	L 7-1
2/24	3-Niagara	W 6-3
2/24	3-Purdue	L 12-5
2/25	3-East Tennessee State	L 5-1
2/25	3-Valparaiso	L 8-4
2/26	3-Cleveland State	W 4-1
3/2	4-UNC-Greensboro	W 3-2
3/2	4-Kennesaw State	L 2-1
3/3	4-No. 25 Georgia Tech	L 8-6 (8)
3/4	4-Western Carolina	W 5-4
3/10	*SIU Edwardsville	W 9-3
3/10	*SIU Edwardsville	W 7-6
3/11	*SIU Edwardsville	W 4-3
3/14	at Memphis	L 3-1
3/17	*at Tennessee Tech	W 6-0
3/17	*at Tennessee Tech	W 6-0
3/18	*at Tennessee Tech	W 4-3
3/21	*Southeast Missouri	W 5-4 (9)
3/21	*Southeast Missouri	W 2-1
3/24	*at Murray State	L 4-1
3/24	*at Murray State	L 3-2
3/25	*at Murray State	W 4-2
3/27	Belmont	W 3-1
3/29	*at Southeast Missouri	W 3-2
3/31	*Tennessee State	W 10-1
3/31	*Tennessee State	W 5-3
4/1	*Tennessee State	W 9-1
4/4	*at Austin Peay	W 7-3
4/4	*at Austin Peay	W 5-4
4/6	*Eastern Kentucky	W 4-2
4/6	*Eastern Kentucky	W 7-3
4/7	*Eastern Kentucky	L 7-2
4/10	at Southern Illinois	W 8-7 (8)
4/12	*Austin Peay	W 1-0 (8)
4/14	at Arkansas	L 6-4
4/14	at Arkansas	L 4-2
4/17	Arkansas-Pine Bluff	W 9-1
4/22	*at Morehead State	W 5-1
4/22	*at Morehead State	W 5-1
4/25	at Middle Tennessee State	L 4-3

4/28 *Eastern Illinois	W 5-1
4/28 *Eastern Illinois	L 9-4
4/29 *Eastern Illinois	W 5-4
5/5 *at Jacksonville State	W 4-1 (8)
5/5 *at Jacksonville State	L 6-3
5/6 *at Jacksonville State	L 10-2
5/10 5-Murray State	W 7-1
5/11 5-Tennessee Tech	L 3-1
5/11 5-Tennessee Tech	W 6-2
5/18 6-No. 2 Alabama	L 5-1
5/19 6-Georgia Tech	L 9-1

1-Southeast Louisiana Classic - Hammond, La.
2-Florida Gulf Coast Tournament - Ft. Myers, Fla.
3-Frost Classic - Chattanooga
4-Buzz Classic - Atlanta, Ga.
5-OVC Tournament - Martin, Tenn.

2013

Donley Canary

Overall: 37-20 • OVC: 14-10

Date	Team	Result
2/8	1-Louisiana Tech	W, 7-2
2/8	1-at Southeastern La.	L, 2-0
2/9	1-Saint Louis	W, 3-2
2/9	1-Delaware	L, 7-2
2/16	2-Mercer	W, 11-10
2/16	2-Ball State	L, 2-0
2/17	2-Kennesaw State	W, 5-4
2/17	2-UAB	W, 2-0
2/22	3-Middle Tennessee	W, 7-2
2/22	3-Miss. Valley St.	W, 5-1
2/23	3-McNeese State	L, 7-2
2/23	3-at Ole Miss	L, 9-8
2/24	3-Drake	L, 7-3
3/4	4-Drake	W, 1-0
3/4	4-Holy Cross	W, 5-0
3/5	4-Saint Francis	W, 2-0
3/5	4-Detroit	W, 11-2
3/7	4-Penn	W, 1-0
3/7	4-Penn	W, 5-2
3/8	4-South Dakota	L, 5-2
3/8	4-Niagara	W, 6-1
3/13	Ole Miss	W, 1-0
3/16	*at SIU Edwardsville	L, 8-6
3/16	*at SIU Edwardsville	W, 7-4
3/20	3-Trevecca	W, 6-1
3/23	*at Tennessee State	L, 4-2
3/23	*at Tennessee State	W, 13-0
3/24	*at Belmont	W, 8-2
3/24	*at Belmont	W, 11-5
3/29	*Austin Peay	W, 8-5
3/29	*Austin Peay	W, 4-3
3/30	*Austin Peay	W, 5-2
4/3	Evansville	W, 12-4
4/3	Evansville	W, 9-7
4/6	*at Tennessee Tech	W, 9-1
4/6	*at Tennessee Tech	L, 3-0
4/7	*at Jacksonville State	L, 7-6
4/7	*at Jacksonville State	W, 7-6
4/10	Southern Illinois	W, 5-4
4/13	*Murray State	W, 1-0
4/13	*Murray State	L, 4-1
4/14	*Murray State	L, 3-2
4/20	*Morehead State	L, 4-0
4/20	*Morehead State	W, 5-3
4/21	*Eastern Kentucky	L, 4-1
4/21	*Eastern Kentucky	L, 5-3
4/24	Memphis	L, 4-2
4/28	*Eastern Illinois	L, 2-1
4/28	*Eastern Illinois	W, 2-1
5/4	*at Southeast Missouri	W, 11-9
5/4	*at Southeast Missouri	W, 14-5
5/8	5-Murray State	L, 2-1
5/10	5-Morehead State	W, 5-2
5/11	5-SIU Edwardsville	W, 7-1
5/11	5-Eastern Kentucky	W, 4-3
5/12	5-Murray State	W, 5-4
5/12	5-Jacksonville State	L, 2-0

1-Southeast Louisiana Classic - Hammond, La.
2-Kennesaw State Tournament - Atlanta, Ga.
3-Ole Miss Tournament - Oxford, Miss.
4-Rebel Spring Games - Orlando, Fla.
5-OVC Tournament - Charleston, Ill.

2014

Donley Canary

Overall: 27-27-1 • OVC: 14-10

Date	Team	Result
2/7	1-Louisiana Tech	L, 8-3
2/8	1-Houston Baptist	W, 4-2
2/8	1-Wichita State	L, 8-7
2/9	1-Jackson State	L, 4-2
2/15	2-Georgia State	W, 9-7
2/15	2-Indiana	W, 7-1
2/16	2-Bowling Green	T, 6-6
2/16	2-Georgia Tech	L, 8-5
2/21	3-Buffalo	L, 6-4
2/22	3-Northern Colorado	W, 1-0
2/22	3-Saint Louis	L, 2-1
2/23	3-Ole Miss	L, 3-2
3/1	4-Princeton	W, 4-0
3/1	4-Stetson	L, 2-1
3/2	4-College of Charleston	L, 4-1
3/4	at Bethune-Cookman	W, 8-0
3/4	at Bethune-Cookman	L, 8-6
3/7	5-Colgate	W, 7-1
3/7	5-Western Carolina	W, 2-0
3/8	5-Troy	L, 8-7
3/11	Saint Louis	W, 7-2
3/11	Saint Louis	L, 4-3
3/15	*at Murray State	W, 6-1
3/15	*at Murray State	W, 4-3
3/22	*at Morehead State	W, 11-7
3/22	*at Morehead State	W, 9-4
3/23	*at Eastern Kentucky	L, 5-0
3/23	*at Eastern Kentucky	L, 12-4
3/25	Ole Miss	W, 3-2
3/30	*SIUE	L, 7-2
3/30	*SIUE	W, 9-2
4/2	at Evansville	W, 3-0
4/2	at Evansville	W, 5-2
4/5	*Tennessee State	W, 6-5
4/5	*Tennessee State	W, 4-3
4/6	*Belmont	W, 3-1
4/6	*Belmont	W, 2-1
4/9	at Memphis	W, 2-0
4/12	*at Eastern Illinois	L, 1-0
4/12	*at Eastern Illinois	L, 1-0
4/13	*at Eastern Illinois	L, 4-0
4/18	*Tennessee Tech	L, 6-2
4/18	*Tennessee Tech	W, 3-1
4/19	*Jacksonville State	L, 3-0
4/19	*Jacksonville State	L, 7-5
4/22	Middle Tennessee	L, 2-0
4/24	at Southern Illinois	L, 9-0
4/26	*Southeast Missouri	W, 6-1
4/26	*Southeast Missouri	W, 12-6
5/3	*at Austin Peay	W, 6-5
5/3	*at Austin Peay	W, 9-0
5/4	*at Austin Peay	L, 6-3
5/7	6-Eastern Illinois	L, 6-4
5/8	6-Tennessee Tech	L, 5-3

1-Louisiana Tech Tournament - Ruston, La.
2-Georgia State Tournament - Atlanta, Ga.
3-Ole Miss Tournament - Oxford, Miss.
4-UCF Tournament - Orlando, Fla.
5-UCF Tournament - Orlando, Fla.
6-OVC Tournament - Jacksonville, Ala.

2015

Donley Canary

Overall: 24-26 • OVC: 9-15

Date	Team	Result
2/6	1-Nebraska-Omaha	W, 7-3
2/6	1-UT Arlington	L, 8-0
2/7	1-Alcorn State	W, 9-0
2/7	1-Southeastern Louisiana	W, 6-1
2/8	1-Nicholls State	L, 3-2
2/13	2-Lamar	W, 4-1
2/13	2-Illinois	W, 6-5
2/14	2-Louisiana Tech	L, 7-3
2/14	2-Mississippi State	L, 4-2
2/27	3-Southeastern Louisiana	W, 6-0
2/27	3-Arkansas	L, 8-7
2/28	3-Southeast Missouri	W, 2-1
3/1	3-Saint Louis	L, 4-2
3/6	4-UT Arlington	L, 12-2
3/6	4-Texas Tech	W, 4-3
3/7	4-UT Arlington	W, 9-0
3/7	4-Texas Tech	L, 13-9
3/8	4-Utah Valley	L, 10-8
3/17	*at Southeast Missouri	L, 9-6
3/17	*at Southeast Missouri	W, 6-3
3/18	Evansville	W, 14-11

3/18	Evansville	W, 5-1
3/21	*Jacksonville State	L, 3-2
3/21	*Jacksonville State	L, 9-1
3/22	*at Tennessee Tech	L, 2-1
3/22	*at Tennessee Tech	W, 8-0
3/25	at Middle Tennessee	W, 7-2
3/25	at Middle Tennessee	L, 6-2
3/28	*Austin Peay	W, 8-6
3/28	*Austin Peay	W, 10-2
3/29	*Austin Peay	L, 6-3
3/31	at Ole Miss	L, 6-4
4/3	*at Belmont	W, 9-3
4/3	*at Belmont	W, 8-3
4/4	*at Tennessee State	W, 6-1
4/4	*at Tennessee State	W, 9-2
4/11	*Eastern Illinois	W, 8-4
4/11	*Eastern Illinois	L, 3-0
4/12	*Eastern Illinois	L, 4-2
4/15	Memphis	W, 2-0
4/15	Memphis	W, 5-1
4/18	*Eastern Kentucky	L, 4-1
4/18	*Eastern Kentucky	L, 6-3
4/23	Bethel	W, 8-0
4/25	*at SIUE	L, 5-3
4/26	*at SIUE	L, 3-0
4/26	*at SIUE	L, 3-2
5/2	*Murray State	L, 8-1
5/2	*Murray State	L, 6-2
5/3	*Murray State	L, 9-1

1-Southeast Louisiana Lion Classic - Hammond, La.
2-Mississippi State Tournament - Starkville, Miss.
3-Southeast Louisiana Lion Classic II - Hammond, La.
4-Texas Tech Invitational - Lubbock, Texas

2016

Donley Canary

Overall: 30-26 • OVC: 14-12

Date	Team	Result
2/12	1-Southern Illinois	L, 3-0
2/12	1-Buffalo	W, 4-3
2/13	1-Mississippi Valley St.	W, 8-1
2/13	1-at Southeastern La.	W, 9-1 (6)
2/14	1-Nicholls State	W, 3-0
2/19	2-IPFW	W, 6-1
2/19	2-Dayton	L, 5-4
2/20	2-Wright State	W, 3-2
2/20	2-at Chattanooga	W, 6-2 (10)
2/21	2-Detroit Mercy	W, 3-2
2/27	3-Western Michigan	L, 8-3
2/27	3-at Kennesaw State	L, 7-6 (8)
2/28	3-Western Michigan	W, 4-3 (8)
2/28	3-Alabama A&M	W, 11-3 (5)
3/4	4-Nicholls State	L, 10-3
3/4	4-at North Texas	L, 8-4
3/5	4-Houston Baptist	W, 5-2
3/5	4-at North Texas	L, 5-3
3/6	4-Houston Baptist	W, 10-2 (5)
3/10	at Bethune-Cookman	W, 9-1 (6)
3/11	5-George Mason	W, 2-1
3/12	5-Wagner	W, 4-1
3/12	5-Binghamton	L, 9-2
3/12	5-Binghamton	L, 6-5 (8)
3/13	5-at Stetson	L, 2-0
3/19	*at Eastern Illinois	L, 8-0 (6)
3/19	*at Eastern Illinois	L, 5-4
3/20	*at Eastern Illinois	L, 3-2
3/25	*Tennessee State	W, 6-1
3/25	*Tennessee State	W, 8-7
3/26	*Belmont	L, 7-2
3/26	*Belmont	W, 13-2 (5)
3/29	at Evansville	L, 6-5
4/2	*at Austin Peay	W, 5-1
4/2	*at Austin Peay	W, 20-9
4/3	*at Austin Peay	W, 1-0
4/9	*Tennessee Tech	L, 1-0 (8)
4/9	*Tennessee Tech	W, 5-3
4/10	*Jacksonville State	L, 4-0
4/10	*Jacksonville State	L, 2-1
4/13	at Ole Miss	W, 9-6
4/16	*Southeast Missouri	W, 1-0 (9)
4/16	*Southeast Missouri	W, 3-1
4/17	*Southeast Missouri	W, 4-0
4/23	*at Morehead State	W, 4-1
4/23	*at Morehead State	L, 4-0
4/24	*at Eastern Kentucky	W, 2-0
4/24	*at Eastern Kentucky	L, 6-4
4/27	at Memphis	L, 3-2
4/30	*at Murray State	L, 2-0
5/1	*at Murray State	L, 5-0
5/7	*SIUE	W, 3-1

5/7	*SIUE	W, 3-2
5/8	*SIUE	L, 3-2
5/11	6-SIUE	L, 6-5
5/13	6-Murray State	L, 2-0

1-Southeast Louisiana Lion Classic - Hammond, La.

2-Chattanooga Spring Classic - Chattanooga, Tenn.

3-Dr. Bobbie Bailey Memorial Tournament - Kennesaw, Ga.

4-North Texas Mean Green Spring Fling - Denton, Texas

5-Stetson Tournament - Deland, Fla.

6-OVC Tournament - Oxford, Ala.

2017

Donley Canary

Overall: 39-20 • OVC: 13-5

Date	Team	Result
2/10	1-Nevada	W, 12-4
2/11	1-Coppin State	W, 8-0 (5)
2/11	1-Army	W, 5-3
2/12	1-Miss. Valley State	W, 8-0 (6)
2/17	2-Akron	W, 13-2 (5)
2/17	2-at Alabama State	W, 14-6 (6)
2/18	2-Fort Wayne	W, 13-4 (5)
2/18	2-Akron	L, 3-2
2/24	3-Saint Louis	W, 1-0
2/24	3-Western Michigan	W, 9-0
2/25	3-Fairleigh Dickinson	W, 6-1
2/25	3-at Chattanooga	L, 6-3
2/26	3-Northwestern State	W, 9-8
3/1	Christian Brothers	W, 8-0 (5)
3/3	4-Nicholls State	W, 5-4
3/3	4-Austin Peay	W, 4-2
3/4	4-Miss. Valley State	W, 5-1
3/5	4-at No. 23 Ole Miss	L, 10-7
3/9	5-at UC Riverside	L, 6-4
3/9	5-at UC Riverside	L, 8-4
3/10	5-Maryland	W, 8-2
3/11	5-Iona	W, 14-10
3/11	5-Weber State	L, 7-5
3/18	6-Samford	L, 2-1
3/18	6-Western Illinois	W, 7-4
3/19	6-Samford	W, 3-2
3/19	6-Western Illinois	W, 4-3 (8)
3/25	at Jacksonville State*	L, 4-0
3/25	at Jacksonville State*	W, 7-5
3/26	at Tennessee Tech*	W, 6-5
3/26	at Tennessee Tech*	W, 10-2
3/29	Middle Tennessee	W, 5-3
4/1	at SIUE*	L, 5-0
4/1	at SIUE*	W, 7-3
4/4	Memphis	L, 5-4
4/4	Memphis	L, 6-2
4/8	Murray State*	L, 5-4
4/8	Murray State*	W, 6-4
4/9	Austin Peay*	W, 4-0
4/9	Austin Peay*	W, 8-2
4/11	at Evansville	W, 7-2
4/11	at Evansville	W, 3-1
4/14	at Eastern Illinois*	L, 3-1
4/14	at Eastern Illinois*	W, 3-1
4/18	No. 18 Ole Miss	L, 7-2
4/22	Eastern Kentucky*	W, 7-3
4/26	No. 18 Kentucky	L, 8-2
4/29	at Belmont*	W, 6-4
4/29	at Belmont*	W, 8-5
4/30	at Tennessee State	W, 8-0 (5)
5/6	Southeast Missouri*	L, 7-0
5/6	Southeast Missouri*	W, 8-2
5/10	7-Tennessee Tech	W, 1-0
5/11	7-SIUE	L, 2-1
5/12	7-Belmont	W, 4-0
5/12	7-Eastern Kentucky	W, 5-3
5/13	7-SIUE	L, 7-1
5/16	8-at Georgia State	L, 6-5
5/16	8-Alabama State	L, 3-0

1-Southeast Louisiana Lion Classic - Hammond, La.

2-Alabama State Tournament - Montgomery, Ala.

3-Frost Classic - Chattanooga, Tenn.

4-Ole Miss Red & Blue Classic - Oxford, Miss.

5-Highlander Classic - Riverside, Calif.

6-Skyhawk Hampton Inn Classic - Martin, Tenn.

7-OVC Tournament - Oxford, Ala.

8-National Invitational Softball Championship - Atlanta, Ga.

SKYHAWK ATHLETICS



Above: Freshman Ross Mitchell finished second nationally in team roping at the 2017 College National Finals Rodeo, held in Casper, Wyo. He is the latest in a long line of high finishers for the UT Martin rodeo team, who was the 2014 national champions in rodeo.



Above: Lester Hudson became the first Skyhawk in history to be selected in the NBA Draft when he was drafted by the Boston Celtics in 2009. A two-time OVC Male Athlete of the Year, he led the UT Martin men's basketball team to its first-ever OVC regular season championship in 2008-09. The only player in NCAA Division-I history to accumulate a quadruple-double, he has suited up for the NBA's Boston Celtics (2009-10), Memphis Grizzlies (2009-10, 2011-12), Washington Wizards (2010-11), Cleveland Cavaliers (2011-12) and Los Angeles Clippers (2014-15) since graduating from UT Martin.



Above: Skyhawk defensive lineman Montori Hughes became the 12th UT Martin football player to be drafted after going in the fifth round at pick 139 overall to the Indianapolis Colts in 2013 and first since 1996.




Above: Heather Butler became the first player in UT Martin and Ohio Valley Conference history to play in the WNBA after signing with the San Antonio Stars. She left the Skyhawks as the program and conference's all-time leading scorer with 2,865 career points, ranking 16th in NCAA history. Her 392 career 3-pointers tied the NCAA all-time record while scoring double figures in all 129 games of her career, ranking as the second longest streak in history.



EDWIN KURGAT

OVC Athlete of the Championship

Above and Below: Sophomore standout Edwin Kurgat became the first Skyhawk male to be named OVC Athlete of the Championship after winning individual honors at the OVC Cross Country Championships. Along with individual honors, Kurgat earned All-Region and All-American honors after finishing 21st at the NCAA Cross Country National Championship.



EDWIN KURGAT

MEN'S CROSS COUNTRY

OVC CHAMPIONSHIPS (SINCE 2000)

VOLLEYBALL (2001)

VOLLEYBALL (2002)**

WOMEN'S TENNIS (2005)

FOOTBALL (2006)

WOMEN'S TENNIS (2006)

MEN'S BASKETBALL (2009)

SOFTBALL (2009)*

SOCCER (2009)

SOFTBALL (2010)

WOMEN'S BASKETBALL (2011)*

WOMEN'S TENNIS (2011)

SOCCER (2011)*

WOMEN'S BASKETBALL (2012)**

SOFTBALL (2012)**

SOCCER (2012)**

WOMEN'S BASKETBALL (2013)*

SOCCER (2013)

WOMEN'S BASKETBALL (2014)**

WOMEN'S BASKETBALL (2015)

WOMEN'S BASKETBALL (2016)

WOMEN'S TENNIS (2016)

MEN'S GOLF (2016)*

*OVC Tournament Championship

**Team Won OVC Regular-Season
and Tournament Titles

BACK-TO-BACK!



Above: Hunter Richardson became the first player in UT Martin history to win back-to-back medalist honors with a tournament title at the 2017 Ohio Valley Conference Golf Championships, earning his second NCAA Tournament berth.

NOTABLE ALUMNI



—JERRY REESE

New York Giants
Senior VP and General Manager

PAT HEAD SUMMITT -

Tennessee Lady Vols
Head Coach Emeritus



- Dr. Margaret Perry ('61) is chancellor emeritus of the University of Tennessee at Martin and was the first female head of a Tennessee four-year college or university.

- Dr. Shirley Raines ('67) is president of the University of Memphis.

- Dr. Nick Dunagan ('68) is chancellor emeritus of The University of Tennessee at Martin.

- Houston Gordon ('68) is a former UT Board of Trustees member and an attorney in Covington, Tenn.

- Dr. C. Pat Taylor ('68) is president of Southwest Baptist University in Missouri.

- Lin Dunn ('69) is the retired head coach for the Indiana Fever, winning a WNBA championship in 2012

- Leonard Hamilton ('71) is head coach of the Florida State University men's basketball team.

- Pat Summitt ('74) is head coach emeritus of the eight-time national champion Lady Vols basketball team.

- Dr. Christy Shaffer ('81) is president and CEO of Inspire Pharmaceuticals, Inc., in Durham, N.C.

- Stan Bell ('85) is a well-known radio personality in Memphis.

- Jerry Reese ('87, '88) is senior vice president and general manager of the NFL's New York Giants.

- Charlie Neese ('92) is a meteorologist at News Channel 5 in Nashville.



—LIN DUNN

Retired Indiana Fever
Head Basketball Coach

BILL RHODES -

Auto Zone
Chairman, President and CEO



- Bill Rhodes ('87) is the chairman, president and CEO of AutoZone.
- Tasha Blakney ('96) is attorney and partner at Eldridge and Blakney, P.C., in Knoxville, Tenn.
- Trent Latta ('98) is principal and COO at Structural Affiliates International, Inc., in Nashville, Tenn.
- Dr. Amanda Raley Lowery ('02) is the first UT Martin engineering student to earn a doctoral degree and is a research associate in the Vanderbilt University Department of Biomedical Engineering.

MEDIA INFORMATION



RYNE RICKMAN
SPORTS INFORMATION DIRECTOR

Men's Basketball, Volleyball, Golf,
Women's Tennis, Rodeo and Equestrian

OFFICE PHONE: 731-881-7632
CELL PHONE: 270-703-2601
EMAIL: RRICKMAN@UTM.EDU



ALEX BOGGIS
ASSISTANT SPORTS
INFORMATION DIRECTOR

Football, Women's Basketball,
Softball, Cross Country and Track

OFFICE PHONE: 731-881-7694
CELL PHONE: 618-357-1536
EMAIL: DABOGGIS@UTM.EDU



JAKE ROGERS
SPORTS INFORMATION
INTERN

Soccer, Rifle, Baseball

OFFICE PHONE: 731-881-7694
CELL PHONE: 731-819-5371
EMAIL: JACAROG@UTM.EDU

Office Fax: 731-881-7624
Web Site: www.UTMSports.com
Facebook: /UTMSports
Twitter: @UTMSports and @UTM_Gameday
Instagram: UTMSports

Mailing Address:
UT Martin Sports Information
1022 Elam Center
Martin, TN 38238



INTERVIEW POLICIES

Media interviews with players and coaches are encouraged, and every effort will be made to accommodate media requests. In-person interviews are preferred. Telephone interviews can be arranged through the sports information office.

POSTGAME AVAILABILITIES

Players and coaches will be available for interviews after a brief cooling-off period at the conclusion of each game. Media will be provided full stat packages upon completion of each game. Skyhawk head coach Donley Canary and selected players will be made available upon request. Requests for players will be taken near the end of each game.

ON THE WEB

A wealth of resources for the UT Martin sports information department can be found at www.UTMSports.com. The site features updated schedules, rosters, player information, scores and statistics.

SKYHAWKS IN PRINT

The name of our institution is The University of Tennessee at Martin and if abbreviated, should be referred to as UT Martin. The University of Tennessee at Martin should be used as the first reference in a news story. UT Martin should be used in subsequent references and UTM is acceptable in headlines. Tennessee-Martin, UT-Martin, UT or Martin should never be used. The description Skyhawks should be used to represent all UT Martin athletic teams. Lady-Skyhawks or Hawks should never be used.

The screenshot displays the UT Martin Skyhawks website. At the top is the Skyhawks logo and a photo of five female athletes. Below this is a navigation bar with links: INSIDE ATHLETICS, FACILITIES, MEDIA RELATIONS, TICKETS, DONATE, SPIRIT/TRADITIONS, and CAMPS. A left sidebar lists sports: BASEBALL, MEN'S BASKETBALL, WOMEN'S BASKETBALL, MEN'S CROSS-COUNTRY/TRACK, WOMEN'S CROSS-COUNTRY/TRACK, EQUESTRIAN, FOOTBALL, GOLF, RIFLE, RODEO, SOCCER, SOFTBALL, WOMEN'S TENNIS, and VOLLEYBALL. The main content area features a large photo of a coach and players, with a caption: "UT MARTIN SKYHAWKS UNVEIL 2018 SPRING SOFTBALL SCHEDULE". Below this are three smaller news items: "DONLEY CANARY HONORED FOR HIS 500TH VICTORY AT NFCA VICTORY CLUB LUNCHEON", "UT MARTIN SOFTBALL PROGRAM TO HOST WINTER EXPOSURE AND SKILLS CAMP", and "UT MARTIN SOFTBALL ADDS FIVE PLAYERS DURING EARLY SIGNING PERIOD". On the right, there is an "Event Calendar" for January 2018 and a "2018 SOFTBALL" graphic.

OHIO VALLEY CONFERENCE



Now in its 70th year, the Ohio Valley Conference continues to build on the success that has made it the nation's eighth-oldest NCAA Division I conference.

In May 2011 the Conference expanded for the second time in four years, adding Belmont University which began competition in the 2012-13 academic year. The addition of Belmont gave the OVC 12 members, the most the league has had at one time in its illustrious history. The move added a second team in the city of Nashville and was the first addition to the league since Southern Illinois University Edwardsville joined in 2008. Subsequently, the league has shown its stability over the past decade, seeing only one member institution depart over the past 17 years.

The 2009-10 school year saw a change in leadership as Beth DeBauche was named the seventh full-time Commissioner in league history on July 28, 2009. The last three commissioners of the OVC have moved onto jobs as the commissioner of the Big Ten, Big 12 and the Mid-American Conferences.

The OVC's proud history dates back to 1948, but seeds for the new league were actually planted in 1941. It was then that Roy Stewart, the athletics director at Murray State, Charles "Turkey" Hughes, the athletics director at Eastern Kentucky, and Kelly Thompson, the public relations director at Western Kentucky, first broached the idea of forming a new conference. Discussions were put on hold by World War II, but reemerged February 27-28, 1948 at the Kentucky Hotel in Louisville as the three original institutions combined with Morehead State, Louisville and Evansville to form the OVC.

In the 1950s, the OVC became a pioneer on a much more significant scale socially. During times of racial segregation, league member Morehead State became one of the first non-traditionally black mid-southern institutions to accept a black student. In 1958 Marshall Banks earned athletically-related aid at Morehead, which signed a second black athlete, Howard Murphy, a year later. In 1961 Murphy earned all-conference recognition as a halfback in football. With racial barriers broken, the rest of the institutions in the league began to provide educational and athletic opportunities to African-Americans.

After Title IX legislation passed in 1972, women's athletics began a rebirth on the national scene as the NCAA began sponsoring and marketing women's sports. Recognizing the need to provide increased opportunities for female athletes, the OVC began formulating plans for women's athletics in 1975 and established women's championships in the sports of basketball, tennis and track in 1977, with cross country and volleyball added over the next four years. Those sports were initially governed by the Association of Intercollegiate Athletics for Women (AIAW), but the overall strength of women's programs in the league was demonstrated by the automatic bids the OVC instantly received when the NCAA became the governing body in 1982. The conference added women's golf and softball in 1994 and women's soccer in 1998.

Tennessee Tech has won or shared 18 regular-season women's basketball championships in addition to nine OVC Tournament crowns; both are tops in OVC history. UT Martin added its name to the list of championship by capturing its first OVC Tournament title in 2011 and also winning championships in 2012, 2013 and 2014. The Skyhawks became just the fourth team in OVC history (and first since Austin Peay from 2000-03) to win four-straight tournament titles. In 2016 Belmont won its first-ever OVC Tournament Championship, a feat it repeated in 2017.

Several coaches have made their mark in the history of OVC women's basketball. Former Tennessee Tech coach Marynell Meadors posted an amazing 363-139 (72.3%) record at Tech, becoming the first woman in NCAA or AIAW history to win 300 games at the same institution, while former Tennessee State skipper Teresa Phillips earned National Coach of the Year honors from USA Today in 1990 for turning around the Lady Tigers' program before going on to lead TSU to the NCAA Tournament in 1994 and 1995. Tennessee Tech coach Bill Worrell capped a stellar 20-year career in 2005-06 and was inducted into the OVC Hall of Fame in 2007; he compiled a 408-190 record while leading the Golden Eagles to an unprecedented 16 OVC regular-season titles and eight NCAA Tournament appearances, including five straight from 1989-93. Larry Joe Inman, who retired at the conclusion of the 2007-08 season and was inducted into the OVC Hall of Fame in 2009, won more than 100 games at both Middle Tennessee and Eastern Kentucky, and earned OVC Coach of the Year honors a record eight times - five times at EKU and three at MTSU. In 2012-13 Inman came out of retirement to take the Tennessee State job; in 2014-15 he led the Lady Tigers to its first OVC Tournament Championship since 1995. Inman once again retired following the 2016-17 season, with 545 career victories.

Many great players have graced the hardwood over the years, including former OVC Players of the Year Brooke Armistead and Gerlonda Hardin from Austin Peay, Pam Chambers, Jerilyn Harper, Cheryl Taylor, Angela Moorehead, Roschelle Vaughn, Diane Seng, Janet Holt and Emily Christian from Tennessee Tech; Morehead State's Donna Murphy, Priscilla Blackford and Chynna Bozeman; Eastern Kentucky's Kim Mays; Southeast Missouri's Gray C. Harris; Murray State's Ashley Hayes; and UT Martin's Heather Butler and Jasmine Newsome.

Morehead State center Brittany Pittman set new school, league and NCAA standards for blocked shots in 2008-09. Pittman swatted 164 shots during the season, setting a new NCAA single-season record (which has since been broken). During the campaign, only her second with the Eagles, she also set career block records for both Morehead State and the OVC (287).

In 2012-13 the UT Martin duo of Jasmine Newsome and Heather Butler finished fifth and sixth nationally among NCAA scoring leaders. Newsome, the 2012 and 2013 OVC Player of the Year, averaged 22.6 points per game on the way to All-American honors while Butler averaged 22.4 points per contest. Butler set a NCAA record during the season by connecting on a 3-pointer in her 80th-straight game.

In 2013-14 Butler and Newsome capped their brilliant careers by ranking first and second in scoring in OVC history. Butler, the 2013-14 OVC Female Athlete of the Year, finished her career with 2,865 points, which ranked first in OVC and 16th in NCAA history. She also finished her career with 392 career 3-pointers (which was tied for the most in NCAA history following her career but now ranks second) and scored in double figures in all 129 career games, which ranks fifth in NCAA history. Following the season Butler was signed by the WNBA's San Antonio Stars where she became the first OVC player to make an active WNBA roster. Newsome capped her career with 2,566 points, second only to Butler in OVC history.

The league also had another historical moment in November 2008 when the NCAA awarded Nashville the 2014 NCAA Women's Division I Final Four. The OVC served as the host of the prestigious event, which is one of the biggest sporting events the city of Nashville can host. The event was held April 6 & 8 at Bridgestone Arena in downtown Nashville and was played in front of sold-out crowds for both the semifinals and championship as UConn topped Notre Dame in a battle of undefeated teams to win its ninth national title.

The playing field is not the only place where OVC athletes are working hard. The league also recognizes excellence in the classroom. Six Scholar-Athlete Awards are presented yearly to male and female athletes, while others are commended for their academic success by being Medal of Honor recipients or earning a spot on the Commissioner's Honor Roll. Additionally, the league annually presents one institutional Academic Achievement Award, as well as separate team awards in each Conference-sponsored sport. Since the College Sports Information Directors of America (CoSIDA) Academic All-America program began, the Ohio Valley Conference has had 261 student-athletes honored with the award, including 67 over the last seven years (2010-17).

Through the early years of the league, administrators wrestled with fan behavior due to the close proximity of the Conference members and the intense rivalries which developed. Just as it did decades ago, the OVC took the leadership role on what has become a national issue. In 1995, the OVC implemented a first-of-its-kind "Sportsmanship Statement," a policy which promotes principles of fair play, ethical conduct and respect for one's opponent. The statement has become a model for others to follow across the nation, and has answered the challenge of the NCAA Presidents Commission to improve sportsmanship in collegiate athletics.

Additionally, the OVC annually presents the Steve Hamilton Sportsmanship Award, in honor of the former Morehead State student-athlete, coach and athletics director, to a junior or senior student-athlete with significant athletic contributions who best exemplifies the characteristics of sportsmanship and citizenship. Most recently, the Conference has also implemented the OVC Institutional and Team Sportsmanship Awards, which are presented to one institution and 18 sport-specific teams voted by their peers to have best exhibited the standards of sportsmanship and ethical conduct as outlined by the OVC and NCAA.

The vision of leadership demonstrated by the Founding Fathers in 1948 remains alive today as the Ohio Valley Conference prepares for the future. One example is in regard to the current trend in collegiate athletics administration for increased involvement of university presidents in setting policies and making rules. The presidents of OVC institutions, however, have always governed the Conference, long before presidential governance became a national theme.

The Ohio Valley Conference sponsors the following sports: baseball, basketball, cross country, football, golf, tennis and track for men, and basketball, cross country, golf, soccer, softball, tennis, track and volleyball for women. In addition, the OVC also sponsors the combined men's and women's sport of rifle.

Now in its seventh decade of competition, the Ohio Valley Conference has grown significantly from its humble beginnings while increasing the number of athletics opportunities it provides for students. Current league representatives include charter members Eastern Kentucky University, Morehead State University and Murray State University, along with Austin Peay State University, Belmont University, Eastern Illinois University, Jacksonville State University, Southeast Missouri State University, Southern Illinois University Edwardsville, Tennessee State University, Tennessee Technological University and the University of Tennessee at Martin.

OVC ACADEMIC AWARDS

THE WINNERS ARE SELECTED FROM A GROUP OF NOMINEES BY OVC FACULTY ATHLETICS REPRESENTATIVES. TO BE ELIGIBLE, HONOREES MUST HAVE AT LEAST A 3.25 GPA AND CONDUCT THEMSELVES IN A MANNER WHICH HAS BROUGHT CREDIT TO THE STUDENT-ATHLETE, HIS OR HER INSTITUTION, INTERCOLLEGIATE ATHLETICS AND THE OHIO VALLEY CONFERENCE.

UT MARTIN SCHOLAR-ATHLETES

1994-95	ANNA DAVIS	WOMEN'S TENNIS
	CAROLINE GROVES	WOMEN'S TENNIS
1996-97	KLAS BRUNSKOG	MEN'S TENNIS
	ANGELA OLSEN	WOMEN'S TENNIS
1997-98	ARTHUR CASTLE	MEN'S BASKETBALL
2001-02	KELLY PENDLETON	WOMEN'S BASKETBALL
2002-03	RACHEL AHLERS	VOLLEYBALL
2004-05	BRADY WAHLBERG	FOOTBALL
2005-06	CHAD MCMAHAN	FOOTBALL
2007-08	ANDREY YESIPOV	MEN'S TENNIS
2008-09	JAMIE FURSTENBERG	SOCCER
2009-10	CODY TERRY	BASEBALL
2010-11	JENNA MILLER	VOLLEYBALL
2011-12	LEAH TAYLOR	SOFTBALL
2012-13	HEATHER BUTLER	WOMEN'S BASKETBALL
2014-15	BEN REEVES	GOLF
	KATIE SCHUBERT	WOMEN'S BASKETBALL
2016-17	JOE MARTIN	RIFLE

AWARDED EACH FALL (BUT BASED ON THE PRIOR YEAR'S ACHIEVEMENTS), THE OVC SCHOLAR-ATHLETE AWARD IS THE HIGHEST INDIVIDUAL HONOR THAT CAN BE EARNED BY OVC STUDENT-ATHLETES AND IT IS GIVEN ANNUALLY TO THREE MEN AND THREE WOMEN OF JUNIOR OR SENIOR STATUS WHO HAVE ACCOMPLISHMENTS IN BOTH THE CLASSROOM AND ATHLETIC ARENA, AS WELL AS LEADERSHIP QUALITIES.

COMMISSIONER'S HONOR ROLL

THE OVC COMMISSIONER'S HONOR ROLL IS PRESENTED ANNUALLY TO STUDENT-ATHLETES WHO HAVE AT LEAST A 3.25 GPA AND WHO HAVE BEEN ELIGIBLE AND ON THE TEAM THROUGHOUT THE COMPETITIVE SEASON IN THEIR CHOSEN NCAA-SPONSORED SPORT OR SPORTS. SINCE JOINING THE OVC IN 1992, A TOTAL OF 1,645 UT MARTIN STUDENT-ATHLETES HAVE BEEN NAMED TO THE PRESTIGIOUS LIST.

<u>YEAR</u>	<u>TOTAL</u>	<u>YEAR</u>	<u>TOTAL</u>
1993-94	48	2005-06	81
1994-95	62	2006-07	81
1995-96	68	2007-08	85
1996-97	41	2008-09	73
1997-98	38	2009-10	70
1998-99	52	2010-11	93
1999-00	50	2011-12	114
2000-01	58	2012-13	116
2001-02	65	2013-14	109
2002-03	82	2014-15	100
2003-04	81	2015-16	83
2004-05	78	2016-17	116

OVC MEDAL OF HONOR

THE OVC MEDAL OF HONOR IS GIVEN ANNUALLY TO THE STUDENT-ATHLETE(S) WHO ACHIEVE THE HIGHEST GPA (4.0) IN A CONFERENCE-SPONSORED SPORT. SINCE JOINING THE OVC IN 1992, UT MARTIN STUDENT-ATHLETES HAVE CLAIMED 222 MEDALS OF HONOR.

<u>YEAR</u>	<u>TOTAL</u>	<u>YEAR</u>	<u>TOTAL</u>	<u>YEAR</u>	<u>TOTAL</u>
1993-94	4	2001-02	7	2009-10	12
1994-95	4	2002-03	12	2010-11	15
1995-96	8	2003-04	11	2011-12	16
1996-97	8	2004-05	7	2012-13	17
1997-98	7	2005-06	8	2013-14	22
1998-99	5	2006-07	9	2014-15	16
1999-00	7	2007-08	13	2015-16	8
2000-01	6	2008-09	8		



KURT McGUFFIN

DIRECTOR OF INTERCOLLEGIATE ATHLETICS

Kurt McGuffin was officially named the 15th University of Tennessee at Martin's director of intercollegiate athletics on May 22, 2017.

McGuffin brings more than 18 years of experience in the collegiate athletics forum, including nearly six years as athletics director at Missouri Western State University, an NCAA Division II school located in St. Joseph, Mo. Before leading the Griffon athletics department in 2011, he also spent time as an assistant athletics director for development at the University of Colorado (2010-11), as a senior associate athletic director for external operations at Kansas State University (2000-10) and as an assistant director of athletics for development at the University of Idaho-Moscow (1999-2000).

In his time at Missouri Western, McGuffin achieved the highest student-athlete grade point average in the history of the school while also setting an all-time high for graduation rate and community service hours. He significantly increased revenue generation to annual and endowment giving by 30 percent and he launched a capital campaign that produced five of the top 10 gifts in university history, finishing off \$13 million in building enhancements in the spring of 2016. In addition, he successfully added six additional sports to bring the total to 16 while collaborating to initiate a Master's program in Sport Business Management – which added 20 graduate assistants to his staff.

McGuffin oversaw six Mid-America Intercollegiate Athletics Association championship squads in his tenure at Missouri Western. That includes the Griffon football program winning its first ever outright MIAA championship in 2012, a year where they also made the deepest postseason run in school history into the Division II quarterfinals. The Missouri Western baseball team claimed its first-ever MIAA title in 2013, the women's basketball team won the MIAA regular season in 2015-16 while the Griffon softball program racked up three conference championships (2014 tournament, 2016 regular season, 2016 tournament) in McGuffin's tenure. Just this past season, the Missouri Western baseball team qualified for the NCAA Tournament in back-to-back seasons (2016-17) for the first time in program history while the Griffon softball program made it to their fourth straight NCAA Regional. The women's golf program also saw freshman Chong Yong advance to the NCAA Championships, becoming the first individual in school history to accomplish that feat.

McGuffin also sustained previous successful programs and experienced growth in resources across the board at Missouri Western. He hired head coaches to lead the Griffon volleyball program to its highest win total since the mid-1990's and earning the most MIAA victories in program history in 2014. The Missouri Western tennis squad also took a new direction under McGuffin, resulting in its first winning season in more than a decade in 2014-15. The Griffon soccer program has also shattered over 20 school records while making its first ever postseason appearance in 2014 while the women's golf program advanced to its first ever NCAA Championship berth in 2016. As a direct result, McGuffin led the Missouri Western charge into the top-100 in the Learfield Cup standings, elevating the program from its 287 ranking when he took over.

Facility improvements were also paramount in McGuffin's success at Missouri Western. He raised nearly \$8 million for a total renovation of Spratt Memorial Stadium while also helping construct a state-of-the-art women's soccer locker room and the Zack and Mary Workman Academic Success Center in 2014.

The upgrades to Spratt Memorial Stadium were instrumental in Missouri Western remaining as the summer home of the NFL's Kansas City Chiefs since 2010. McGuffin led the charge in 2014 as the Chiefs and Missouri Western announced an extension for St. Joseph as the sole training location through the 2017 season.

At Colorado, McGuffin created and implemented a new annual giving program which increased total giving by 15 percent. He added over 600 new members in the first year by establishing fundraising goals, implementing a new donor database, revamping the process of daily donations and planning special events. He also assisted with fundraising and development of a brand new \$12 million sport court practice facility while taking part in a \$1.5 billion university capital campaign.

In addition to his title as senior associate athletic director for external operations at Kansas State, McGuffin also served as the associate athletic director for development, the assistant athletic director for annual giving and the assistant director of athletic development in his decade in Manhattan. He completed over \$25 million in facility enhancements while also leading a \$90 million "Changing Lives Campaign." He also increased annual giving by 50 percent and endowments by over 70 percent.

McGuffin was the sport administrator for the Wildcat men's basketball, men's and women's golf and the men's and women's cross country/track and field programs. He led the development and implementation of a department-wide strategic plan while overseeing all external units (including development, ticketing, marketing and communication) responsible for a revenue of over \$28 million and budgets of \$12 million.

McGuffin led marketing campaigns that resulted in the largest football season-opening crowd in Kansas State history while also heading a sales group that sold out men's basketball games in three out of four seasons. In his tenure, the Wildcat women's basketball and volleyball programs were each in the top-10 nationally in attendance.

Before his first full-time role in athletics administration at Idaho-Moscow, McGuffin also was a graduate assistant for fundraising at Wichita State University, the director of men's basketball operations at Eastern Washington University and the head men's basketball student assistant at Kansas State.

McGuffin is a proud member of the National Association of College Directors of Athletics (NACDA) and the National Association of Development Directors (NADD). He has also spent time on the NCAA Men's Golf Ranking Committee and the NCAA Men's Basketball Committee.

An Iola, Kan. native, McGuffin graduated from Kansas State with a bachelor of science degree in education in 1996. He obtained his Master of Science degree in education from Wichita State in 1999. He is married to the former Jessica Whisler of Goodland, Kan. and the couple has three children – Bryce, Brett and Brea.



SKYHAWK **SENIORS**


SKYHAWK **JUNIORS**



SKYHAWK **SOPHOMORES**

SKYHAWK **FRESHMEN**





UT MARTIN SKYHAWKS

2018 SOFTBALL

Front Row (L to R): Veronica Pezzoni, Hannah Ridolfi, Madelyn Dycus, Alexis Rogers, Savannah Dodson, Aeron Smith and Halie Fain.
Second Row (L to R): Sara Hooten, Paige Clark, Gracyn McBride, Lauren Myers, Alicia Hansen, Jodie Duncan, Gabby Zizzi and Alli Fulcher.
Third Row (L to R): Graduate Assistant Tori Reed, Aalia Bivens, Rachel Williams, Jessie Douglas, Seeley Layne, Samantha Scott, Caitlin Karo, Reid Ballard, Head Coach Donley Canary and Assistant Coach Sarah Daws.
Back Row (L to R): Manager Matt McKinstry and Student Assistant Tanner Wessling.

FEBRUARY

9	VS STEPHEN F AUSTIN ¹
9	VS GRAMBLING STATE ¹
10	VS PRAIRIE VIEW A&M ¹
10	VS NORTH TEXAS STATE ¹
15	AT MISSISSIPPI STATE
16	VS HOLY CROSS ²
17	VS FORT WAYNE ²
17	VS MIDDLE TENNESSEE ²
18	VS APPALACHIAN STATE ²
23	VS ALABAMA STATE ³
23	VS WESTERN ILLINOIS ³
24	VS WESTERN MICHIGAN ³
24	AT CHATTANOOGA ³
25	VS IUPUI ³

MARCH

2	VS CHATTANOOGA ⁴
2	AT OLE MISS ⁴
3	VS SOUTHERN MISS ⁴
4	VS SAINT LOUIS ⁴
8	AT BETHUNE-COOKMAN
9	VS HOLY CROSS ⁵
9	VS MANHATTAN ⁵
10	VS HOLY CROSS ⁵
10	AT STETSON ⁵
11	VS MANHATTAN ⁵
14	SOUTHERN ILLINOIS
17	AKRON ⁶
17	NORTHERN KENTUCKY ⁶

18	8 AM
18	NOON
21	8 AM
24	10 AM
25	4 PM
28	2-30 PM
30	10 AM

5 PM	APRIL
10 AM	4
10 AM	7
12-30 AM	8
10 AM	11
3 PM	14
8 AM	17
	21
	22
12-30 PM	25
5-30 PM	28
10 AM	29

11-30 AM	
1 PM	
10 AM	
12-30 PM	
10 AM	
3 PM	
9 AM	
4 PM	
12-30 PM	
3 PM	

AKRON ⁶	12-30 PM
NORTHERN KENTUCKY ⁶	3 PM
AT MEMPHIS	4 PM
JACKSONVILLE STATE ^{* DH}	1 PM
TENNESSEE TECH ^{* DH}	1 PM
BETHEL	5 PM
SIUE ^{* DH}	1 PM

	5 PM
AT MIDDLE TENNESSEE	1 PM
AT MURRAY STATE ^{* DH}	NOON
AT AUSTIN PEAY ^{* DH}	4 PM
EVANSVILLE ^{DH}	1 PM
EASTERN ILLINOIS ^{* DH}	3 PM
AT SOUTHEAST MISSOURI ^{* DH}	11 AM
AT EASTERN KENTUCKY ^{* DH}	11 AM
AT MOREHEAD STATE ^{* DH}	6 PM
AT OLE MISS	1 PM
BELMONT ^{* DH}	1 PM
TENNESSEE STATE ^{* DH}	1 PM

MAY

9-12 OVC SOFTBALL CHAMPIONSHIP

- 1 - LOUISIANA MONROE CLASSIC, MONROE, LA.
 - 2 - ALABAMA STATE HORNET CLASSIC, MONTGOMERY, ALA.
 - 3 - FROST CLASSIC, CHATTANOOGA, TENN.
 - 4 - OLE MISS BLUE & GREY CLASSIC, OXFORD, MISS.
 - 5 - STETSON HATTER CLASSIC, DE LAND, FLA.
 - 6 - SKYHAWK HAMPTON INN CLASSIC, MARTIN, TENN.
- ^{*} OHIO VALLEY CONFERENCE GAME
 HOME GAMES ARE IN ALL CAPS AND ORANGE